

MATERIAL CHARACTERISTICS

GALVANISED STEEL	strip galvanized sheet metal EN 10142 DX51-Z275
STAINLESS STEEL	Stainless steel 1.4301 (AISI 304)

Stainless steels form a dense chromium oxide layer (passive layer) under the influence of oxygen to protect against corrosion. Contamination by environmental influences, such as rust film, Sulphur dioxides, soot particles, road salt, table salt, chloride-containing aqueous liquids, can lead to permanent damage of the protective layer.

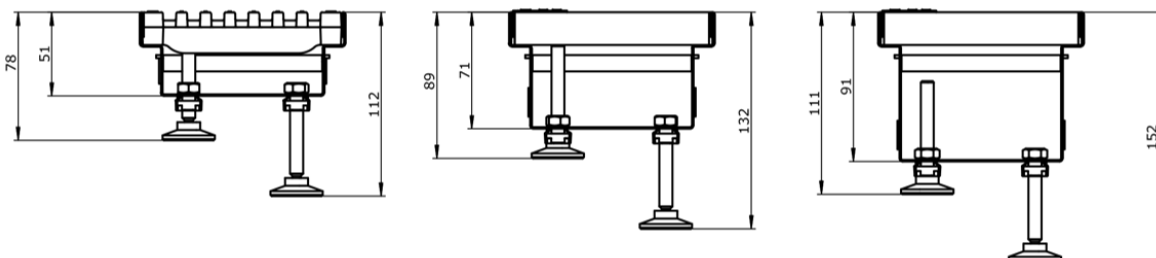
It is therefore imperative to clean stainless steel products regularly. Under no circumstances should normally steel wool or steel brushes be used for cleaning, as abrasion can cause extraneous rust to form.

We recommend cleaning with steam cleaners and/or steel-free brushes, using suitable (hydrochloric acid-free) stainless steel cleaners.

PURPOSE OF USE

Components for protecting buildings against moisture penetration in sensitive door and facade areas on terraces, roof gardens, balconies and other open spaces, according to flat roof guideline and DIN 18531. Enabled barrier-free construction methods according to DIN 18040, Parts 1 and 2.

EXPLANATION FOR HEIGHT-ADJUSTABLE ELEVATION:



Fixed heights	+ Elevation	Possible heights
50 mm		78 – 112 mm
70 mm		89 – 132 mm
90 mm		111 – 152 mm

MEATEC II 130

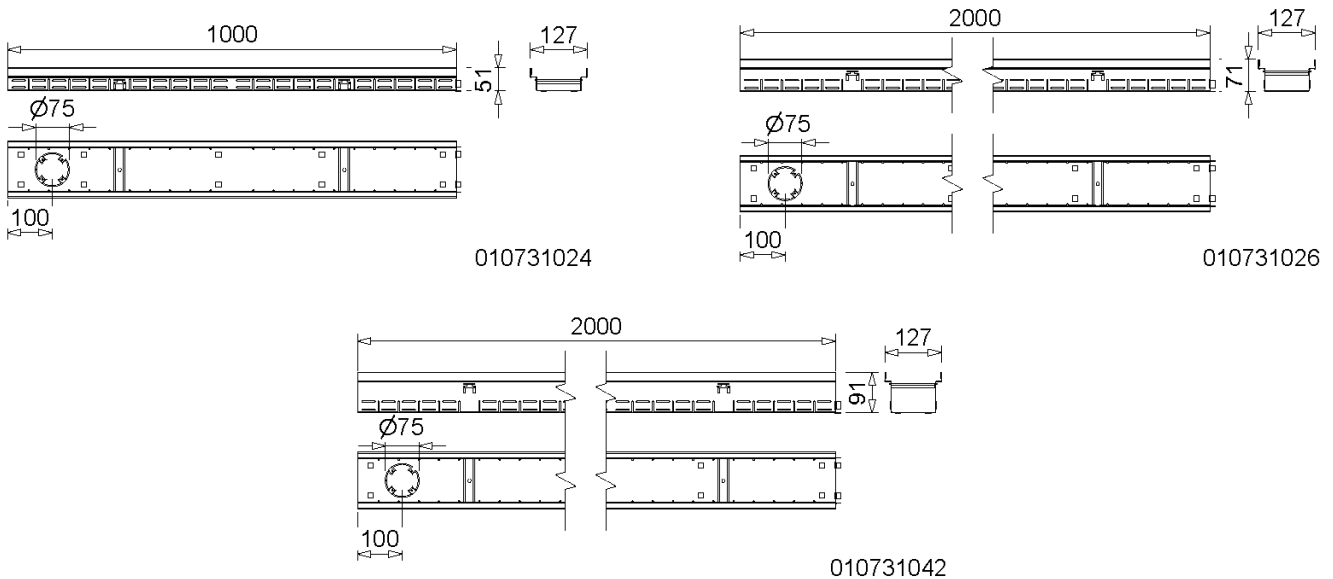
can be walked on and wheelchair passable

nominal width 130

MEATEC II 130 MADE OF GALVANIZED OR STAINLESS STEEL FIXED CONSTRUCTIVE HEIGHTS / OPTIONAL VARIABLE HEIGHTS WITH ELEVATION DEVICES

Drainage system made of galvanized or stainless steel, combinable with height-adjustable elevation.

With slots on both sides (integrated gravel border). Optimum door connection and facade ventilation due to beveled channel contour. Can be cut to length individually, suitable for standard window reveal widths, due to selectable positioning of the elevation. For the installation according to the flat roof directive and DIN 18195. Enabled barrier-free construction methods according to DIN 18040, Parts 1 and 2. Can be walked on and is also wheelchair passable. Grating protection screw optional available.



MEATEC II V / E 130 DRAINAGE CHANNEL BODIES, FIXED HEIGHTS, WITH OPTION FOR DRAIN CONNECTION OD Ø 75 MM

Designation	Ord. No.	Material	Length [mm]	Height [mm]	kg/unit
MEATEC II V130-F50 drainage channel -2 m	010731022	Galv. steel.	2000	50	4,00
MEATEC II V130-F50 drainage channel -1 m	010731024	Galv. steel.	1000	50	2,00
MEATEC II V130-F70 drainage channel -2 m	010731026	Galv. steel.	2000	70	4,60
MEATEC II V130-F70 drainage channel -1 m	010731028	Galv. steel.	1000	70	2,30
MEATEC II V130-F90 drainage channel -2 m	010731030	Galv. steel.	2000	90	5,20
MEATEC II V130-F90 drainage channel -1 m	010731032	Galv. steel.	1000	90	2,60
MEATEC II E130-F50 drainage channel -2 m *)	010731034	Stainl. steel	2000	50	4,00
MEATEC II E130-F50 drainage channel -1 m *)	010731036	Stainl. steel	1000	50	2,00
MEATEC II E130-F70 drainage channel -2 m *)	010731038	Stainl. steel	2000	70	4,60
MEATEC II E130-F70 drainage channel -1 m *)	010731040	Stainl. steel	1000	70	2,30
MEATEC II E130-F90 drainage channel -2 m *)	010731042	Stainl. steel	2000	90	5,20
MEATEC II E130-F90 drainage channel -1 m *)	010731044	Stainl. steel	1000	90	2,60

*) Delivery time on demand.

MEATEC II 130

can be walked on and wheelchair passable

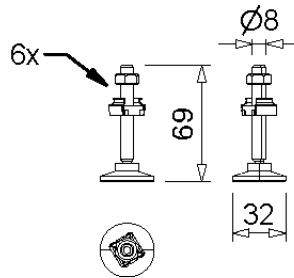
nominal width 130



BUILDING SUCCESS

MEATEC II ELEVATION

Suitable for all MEATEC II drainage channels. 6 elevations per meter element and 10 elevations per two meters element are required.

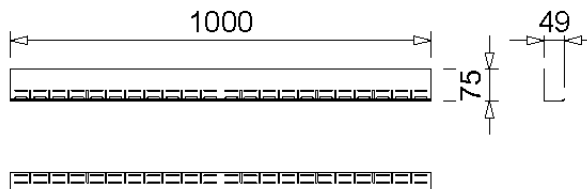


010731172

MEATEC II ELEVATION

Designation	Ord. No.	Material	kg/unit
MEATEC II Elevation 6-pack 24)	010731172	Stainl. steel	0,23

MEATEC II 130 ACCESSORIES MADE OF GALVANIZED OR STAINLESS STEEL



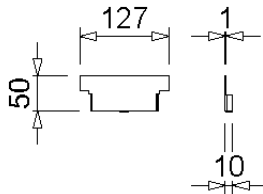
010731166

MEATEC II GRAVEL BARS, CAN BE USED ROTATED FOR HEIGHT ADJUSTMENT

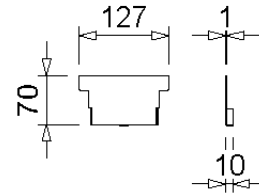
Designation	Ord. No.	Material	Length [mm]	Width [mm]	Height [mm]	kg/unit
MEATEC II V-Gravel bar-1 m	010731166	Galv. steel	1000	75	49	0,97
MEATEC II E-Gravel bar-1 m *)	010731168	Stainl. steel	1000	75	49	0,97

*) Delivery time on demand.

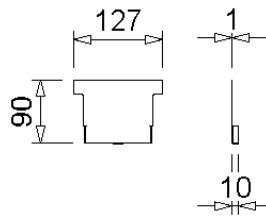
24) 6 elevations per meter element of MEATEC II drainage channels or MEATEC II attachment element are required. For MEATEC II drainage channels with a length of two meters, there are 10 elevations per element required.



010731046



010731054



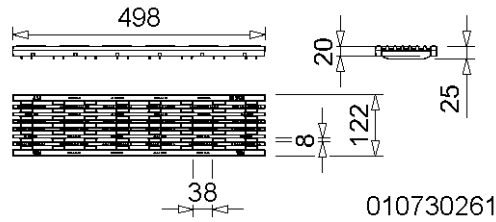
010731050

MEATEC II V / E 130 END CAPS IN FIXED HEIGHTS

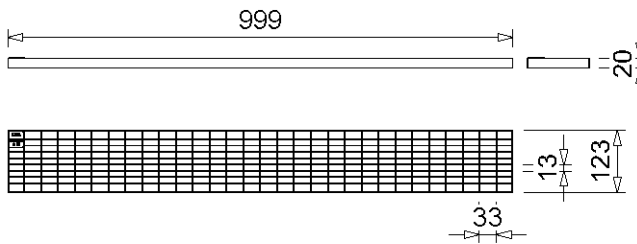
Designation	Ord. No.	Material	Height [mm]	kg/unit
MEATEC II V130-F50.SE End cap	010731046	Galv. steel	50	0,06
MEATEC II V130-F70.SE End cap	010731048	Galv. steel	70	0,08
MEATEC II V130-F90.SE End cap	010731050	Galv. steel	90	0,12
MEATEC II E130-F50.SE End cap *)	010731052	Stainl. steel	50	0,06
MEATEC II E130-F70.SE End cap *)	010731054	Stainl. steel	70	0,08
MEATEC II E130-F90.SE End cap *)	010731056	Stainl. steel	90	0,12

*) Delivery time on demand.

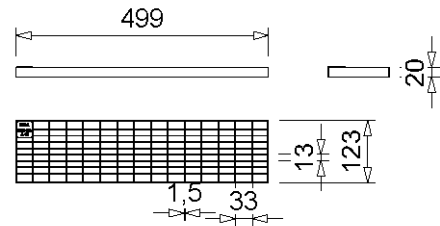
MEATEC II 130 GRATINGS



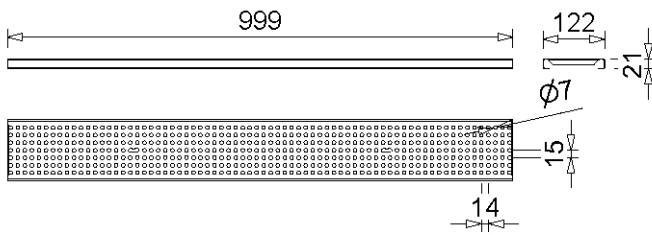
010730261



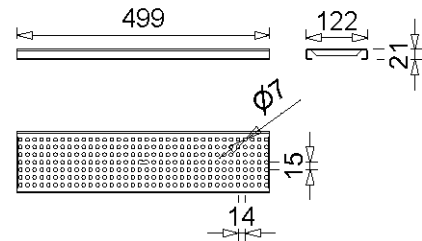
010730090



010730092



010730134



010730136

MEATEC II 130 DRAINAGE CHANNEL COVER, CONSTRUCTIVE WIDTH 122 MM

Designation	Ord. No.	Material	Length [mm]	Inlet Ø cm ² /m	kg/unit
MEATEC 130 plastic longitudinal bar grating-A-0.5 m 39/7.7 bolt-fixing-required, grey, heelguard	010730261	Plastic	500	159	0,40
MEATEC 130 Galv. mesh grating-1 m 30/10, bolt fixing required	010730090	Galv. steel	1000	845	2,62
MEATEC 130 Galv. mesh grating-0.5 m 30/10, bolt fixing required	010730092	Galv. steel	500	845	1,36
MEATEC 130 Galv. perforated grating-Ø 6 mm-1 m, bolt fixing required, heelguard	010730098	Galv. steel	1000	170	1,60
MEATEC 130 Galv. perforated grating-Ø 6 mm-0.5 m, bolt fixing required, heelguard	010730100	Galv. steel	500	170	0,80
MEATEC 130 Stainl. steel mesh grating-1 m 30/10, bolt fixing required *)	010730126	Stainl. steel	1000	845	2,45
MEATEC 130 Stainl. steel mesh grating-0.5 m 30/10, bolt fixing required *)	010730128	Stainl. steel	500	845	1,27
MEATEC 130 Stainl. steel perforated grating-Ø 6 mm-1 m, bolt fixing required, heelguard *)	010730134	Stainl. steel	1000	170	1,88
MEATEC 130 Stainl. steel perforated grating-Ø 6 mm-0.5 m, bolt fixing required, heelguard *)	010730136	Stainl. steel	500	170	0,91

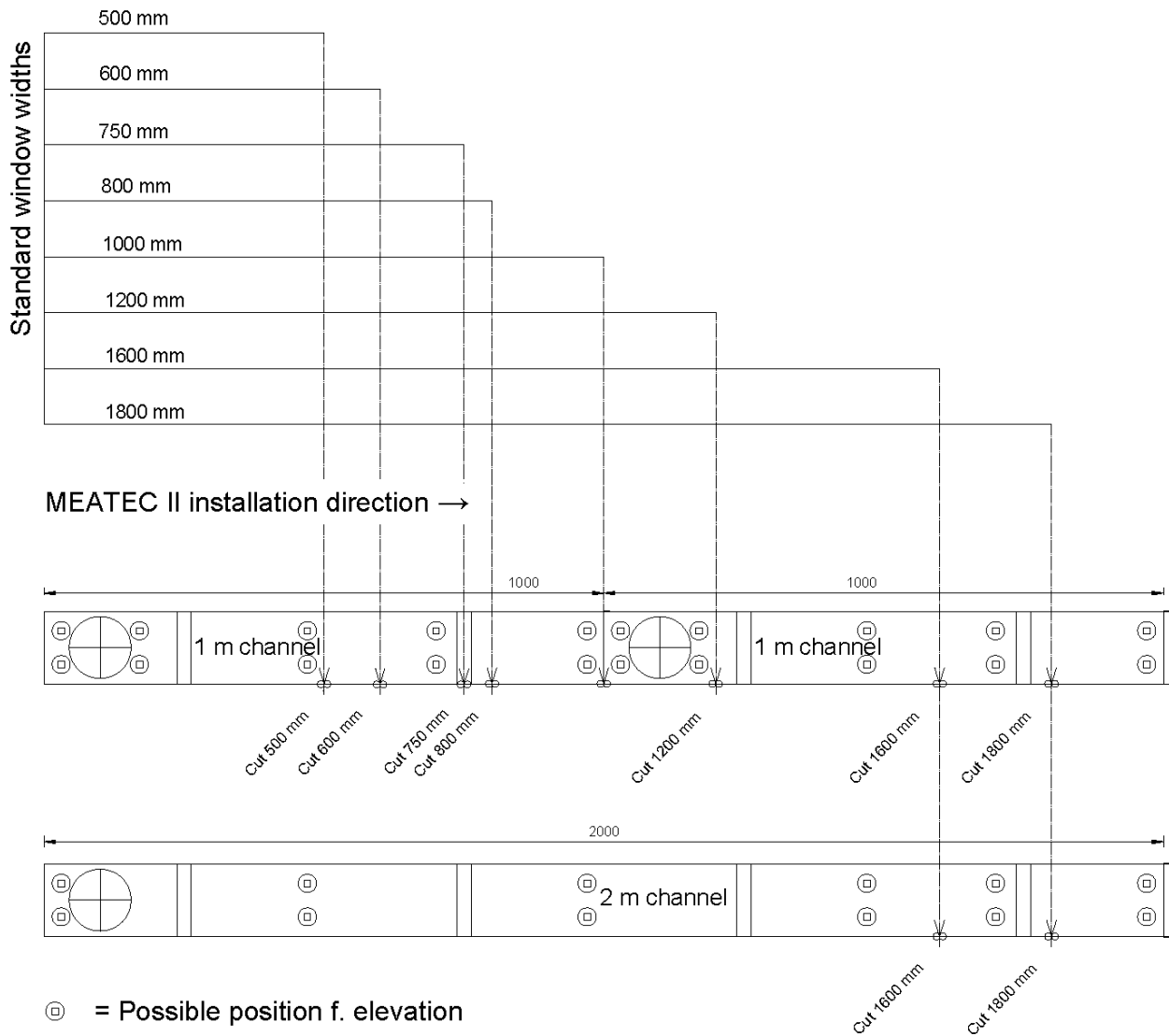
*) Delivery time on demand.

MEATEC II GRATING PROTECTION SCREW

Designation	Ord. No.	Material	kg/unit
MEATEC grating fixing bolt AISI 304, 2 bolts/meter necessary	010730796	Stainl. steel	0,02

MEATEC II SCREW RIVET AND CUT POSITIONS

Position of the elevations and cutting options for adapting the MEATEC II to standard window widths



This edition of the technical data sheet shall be valid from August 2023 until a revised version is published and replaces any previous publications. The current version is available for download at www.mea-group.com

MEA Bautechnik GmbH
 Business unit MEA Water Management
 Sudetenstraße 1
 86551 Aichach
 Tel.: +49 (0) 82 51. 91 0
 Fax: +49 (0) 82 51. 91 13 06
 E-Mail: info@mea-group.com
www.mea-group.com