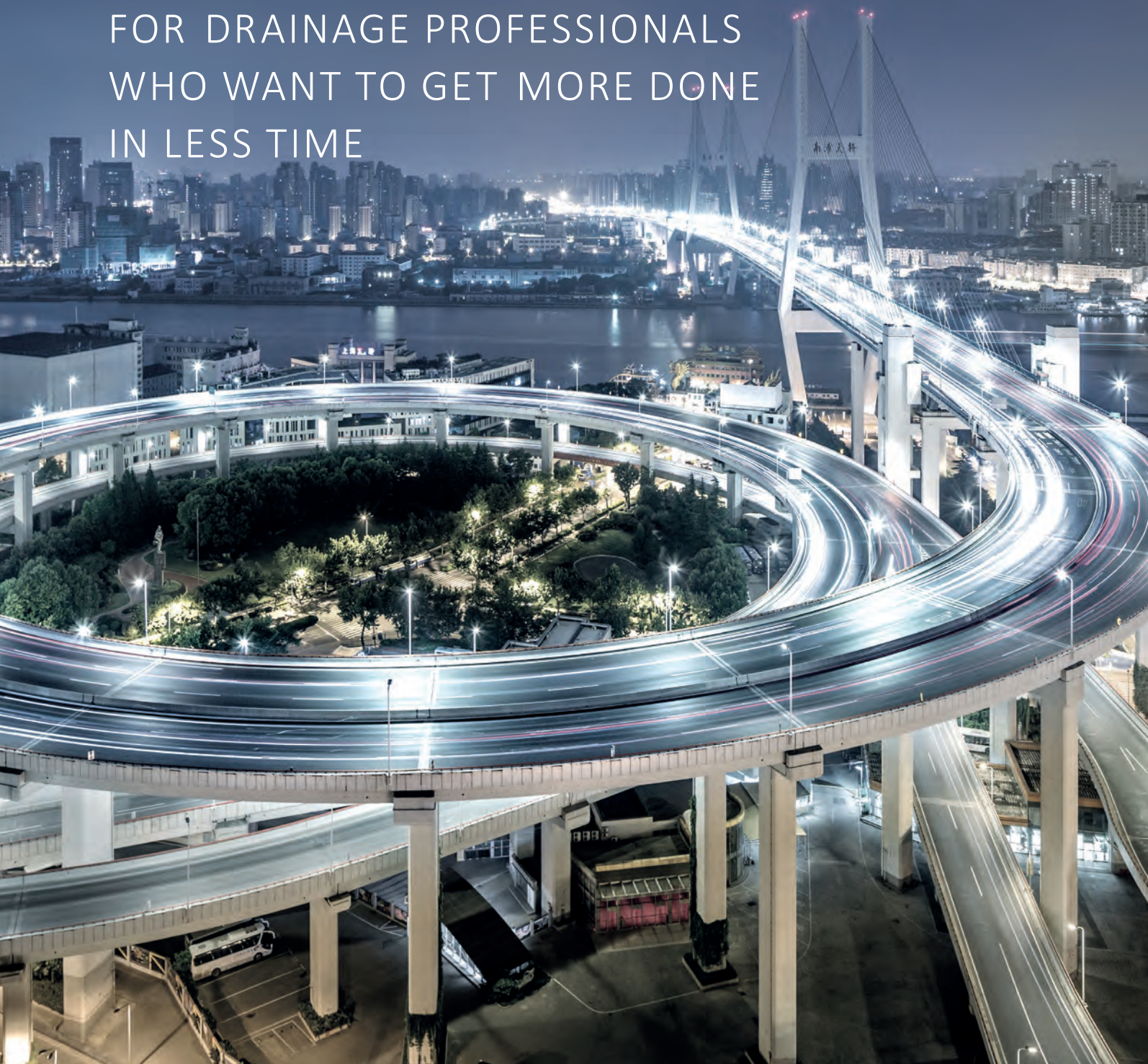


EXPORT PRODUCT CATALOGUE 2024



**DRAINAGE SOLUTIONS FOR BUILDING CONSTRUCTION,
CIVIL ENGINEERING AND LANDSCAPING**

FOR DRAINAGE PROFESSIONALS
WHO WANT TO GET MORE DONE
IN LESS TIME



MEA Water Management

Welcome to MEA Water Management, a leading manufacturer and supplier of drainage systems and solutions for rainwater treatment and infiltration. We are a division of the MEA Group and we have been working in close cooperation with professional planners and builders for over 130 years. The wealth of experience and practical knowledge gained over the years is the key of our success and a corner stone in the quality of the service and products we deliver to our partners and customers.

Leader in the field of drainage systems

Our product portfolio comprises ultralight drainage channels made from glass-fibre reinforced composite (GRP), polymer concrete channels in various versions for loading classes ranging from A 15 to F 900 and aesthetic stainless-steel channels. We are a supplier for numerous prestigious projects in the world, including the Formula One racetrack in Bahrain, the Expo 2010 in Shanghai, and several airports.

Important information for the product catalogue 2024


- > Our General Terms and Conditions apply exclusively. You will find the currently valid General Terms and Conditions of Business at the end of this product catalogue or under www.mea-group.com. If you wish we will gladly send them to you.
- > When using the products, please observe the instructions in our brochures and in the assembly instructions and installation information.
- > We do not accept any liability for printing errors or mistakes. Illustrations can deviate.
- > With the publication of this product catalogue, previous product catalogues lose their validity.
- > Delivery times for all products upon request

NEW PRODUCTS



MEARIN PLUS/EXPERT 2000 channels with integrated slope

MEARIN PLUS and MEARIN EXPERT drainage systems in glass-fiber reinforced composite are now also available in width 200 with integrated slope. For linear slopes of up to 20 meters.



Cast-iron frame for MEARIN PLUS drainage channels

In combination with the new cast-iron frame, MEARIN PLUS channels can withstand loads up to class F 900. Available in widths 100 and 200, with matching front plates.



New Design MEA PRIME gratings

The new Design MEA PRIME longitudinal gratings in stainless-steel have been developed for all our CLIPFIX channels with CLIPFIX fastening system in widths 100 and 150. The new gratings are also compatible with our brand-new MEATEC II drainage system for terraces and facades.



MEATEC II

In order to respond even more effectively to market requirements, MEA has completely redesigned its range of channels MEATEC range of drainage channels for facades and terraces. The new MEATEC II system has been optimized to offer even more possibilities in terms of installation, but also to facilitate installation and drainage of rainwater.

NEW PRODUCTS



MEAKERB BRIDGE

The MEAKERB BRIDGE drainage system has been specially developed for bridge drainage. The system is suitable for both new bridge construction and the renovation of existing bridges.




MEADRAIN DMD 2000

Drainage in water protection zones or for pollutant-laden water requires special measures. The new MEADRAIN DMD drainage system, with its EPDM seal molded into the channel joint, has been specially designed specifically for such situations. The system is currently available in width 200.



E-BLADE for TSC slot cover

The new E-Blade stainless-steel rails for recycled plastic snap onto the slot to bring a new dimension a new aesthetic and design dimension when installing channels with plastic slot covers. Three designs are available for even more creativity.



MEA BIM Service

Discover numerous BIM models for download on our website in the service area. Our trained employees are additionally available for questions and planning around BIM.

Polymer concrete

Concrete

Metal

Rainwater treatment

Door mat


CHANNEL COVERS



Plastic longitudinal bar grating grey, heelguard



Plastic longitudinal bar grating, black, heelguard



Mesh grating 30/10, galvanised steel or stainless-steel



Plastic slotted grating black, heelguard



Mesh grating 20/30, galvanised steel



Dotted grating, stainless-steel, heelguard



NEW MEA PRIME channel cover stainless steel



Longitudinal bar grating, galvanised steel or stainless-steel



Ductile iron longitudinal bar grating, ADA



Slotted grating, galvanised steel



Ductile iron slotted grating



Ductile iron slotted grating, heelguard




Ductile iron design grating BAVARIA



Ductile iron design grating HONEYCOMB



Ductile iron design grating WAVE



Ductile iron solid cover

MEA TOPSLOT



TSH TOPSLOT,
galvanised steel and
stainless-steel

TSL TOPSLOT with
or without dirt trap grid,
galvanised steel and
stainless-steel

TSC TOPSLOT, Plastic

Polymer concrete

Concrete



Metal

Rainwater treatment

Door mat



- > Germany: Aichach
(headquater, distribution)
- > France: Saint-Dié-des-Vosges
- > Czech Republic: Pilsen, Prag,
Karlsbad, Brünn, Turnov, Budweis
- > Poland: Warszawa
- > Romania: Dej
- > Great Britain: Deeside
- > Austria: Herzogenburg, Sipbachzell
- > Slovakia: Drietoma
- > China: Kunshan City,
Jiangsu Province

CUSTOMER SATISFACTION IS OUR NUMBER ONE PRIORITY!
OUR TEAM IS AT YOUR FULL SERVICE. DO NOT HESITATE TO CONTACT US.

Region	Business Center Manager
CHINA AND ASIA PACIFIC	<p>Kim Huang MEA China Ltd Kunshan Airport Industrial Supporting Base, North of Chang Jiang Road, Kunshan City, Jiangsu Province, China</p> <p>P +86 (0) 512 5517 0567 F +86 (0) 512 5511 3967 E info.china@mea-group.com</p>
UK, IRELAND	<p>Nici Hughes MEA UK Ltd Rectors Lane , Pentre, Deeside, Flintshire, UK, CH5 2DH</p> <p>P +44 (0) 1244 / 534455 F +44 (0) 1244 / 534477 E nici.hughes@mea-group.com</p>
GERMANY, SWITZERLAND, ITALY, AUSTRIA, SKANDINAVIA, JAPAN	<p>Markus Pfalzgraf MEA Bautechnik GmbH Water Management division Sudetenstraße 1 D-86551 Aichach</p> <p>P +49 (0) 8251 / 91 0 F +49 (0) 8251 / 91 13 06 E markus.pfalzgraf@mea-group.com</p>
FRANCE, SPAIN, PORTUGAL	<p>Frederic Bailly MEA France, SARL 25, Avenue Jean Prouvé F-88100 Saint-Dié-des-Vosges</p> <p>P +33 (0) 3 29 / 56 84 48 F +33 (0) 3 29 / 51 63 93 E mea.france@mea-group.com</p>
MIDDLE EAST AND NORTH AFRICA	<p>Jandoubi Souhaïel MEA Bautechnik GmbH Water Management division Sudetenstraße 1 D-86551 Aichach</p> <p>P +49 (0) 8251 / 18 43 M +49 (0) 172 85 99 777 F +49 (0) 8251 / 91 13 06 E jandoubi.souhaïel@mea-group.com</p>
EASTERN EUROPE, BALKAN STATES, RUSSIA AND BALTIC STATES	<p>Jan Ochec MEA Water Management s.r.o. Domažlická 180 314 56 Plzeň – Skvrňany</p> <p>P +42 (0) 602 407 201 F +42 (0) 274 782 528 E jan.ochec@mea-odvodneni.cz</p>

DRAINAGE SOLUTIONS MADE OF GRP/RECYCLED PLASTIC

LINE DRAINAGE FOR PROFESSIONAL APPLICATIONS

Product description	Clear width (mm)	Edge protection	A 15	B 125	C 250	D 400	E 600	F 900	Page
Multi-storey car park MEARIN PG EVO-OS	150	Glass-fibre-reinforced composite	●	●	●				21
Multi-storey car park MEARIN PG EVO-AS	150	Glass-fibre-reinforced composite	●	●	●				21
MEARIN PLUS F/PLUS 1000 without slope	100	Glass-fibre-reinforced composite	●	●	●	●**			31
MEARIN PLUS 1000 with slope	100	Glass-fibre-reinforced composite	●	●	●	●**			34
MEARIN EXPERT V/E 1000 without slope	100	Galvanised/Stainl. steel	●	●	●	●**	●**		35
MEARIN EXPERT V/E 1000 with slope	100	Galvanised/Stainl. steel	●	●	●	●**	●**		36
MEARIN PLUS F 1500 without slope	150	Glass-fibre-reinforced composite	●	●	●	●**			55
MEARIN PLUS 1500 without slope	150	Glass-fibre-reinforced composite	●	●	●	●**			57
MEARIN EXPERT V/E 1500 without slope	150	Galvanised/Stainl. steel	●	●	●	●**	●**		59
MEARIN PLUS F 2000 without slope	200	Glass-fibre-reinforced composite	●	●	●	●**			69
MEARIN PLUS 2000 without slope	200	Glass-fibre-reinforced composite	●	●	●	●**			69
MEARIN EXPERT V/E without slope	150	Galvanised/Stainl. steel	●	●	●	●**	●**		71
NEW MEARIN PLUS 2000 with slope	200	Glass-fibre-reinforced composite	●	●	●	●**			73
NEW MEARIN EXPERT V/E 2000 with slope	200	Galvanised/Stainl. steel	●	●	●	●**	●**		74
MEARIN PLUS 3000 without slope	300	Glass-fibre-reinforced composite	●	●	●	●**			87
MEARIN EXPERT V/E 3000 without slope	300	Galvanised/Stainl. steel	●	●	●	●**	●**		89

LINE DRAINAGE FOR HOME AND GARDEN

Product description	Clear width (mm)	Edge protection	A 15	B 125	C 250	D 400	E 600	F 900	Page
MEAFUID 1000	100	Glass-fibre-reinforced composite	●	●	●				99
MEAFUID 1500	150	Glass-fibre-reinforced composite	●	●	●				107
MEAHOME PLUS	100	Glass-fibre-reinforced composite				Car passable			113
MEAHOME CLASSIC	95	Glass-fibre-reinforced composite				Car passable			121
MEAPARK	95	Recycled plastic				Car passable			123


POINT DRAINAGE FOR HOME AND GARDEN

Product description	Dimensions (mm)	Edge protection	A 15	B 125	C 250	D 400	E 600	F 900	Page
MEAPARK Courtyard gully	292 x 292	Recycled material	●	●					131

> **NOTE** The detailed explanation of the footnotes can be found on page 436.

DRAINAGE SOLUTIONS MADE OF POLYMER CONCRETE

LINE DRAINAGE FOR PROFESSIONAL APPLICATIONS

Product description	Clear width (mm)	Edge protection							Page
			A 15	B 125	C 250	D 400	E 600	F 900	
Multi-storey car park PG 1000	100	Polymer concrete	●	●	●				141
Multi-storey car park PG 1500	150	Polymer concrete	●	●	●				143
Multi-storey car park PG 3000	300	Polymer concrete	●	●	●				145
MEADRAIN SV and SVF 1000	100	Galvanised steel	●	●	●	●**	●**		152
MEADRAIN SE and SEF 1000	100	Stainless-steel	●	●	●	●**	●**		156
MEADRAIN SG 1000	100	Ductile iron	●	●	●	●**	●**		160
MEADRAIN SV and SVF 1500	150	Galvanised steel	●	●	●	●**	●**		177
MEADRAIN SE and SEF 1500	150	Stainless-steel	●	●	●	●**	●**		182
MEADRAIN SG 1500	150	Ductile iron	●	●	●	●**	●**		184
MEADRAIN SV and SVF 2000	200	Galvanised steel	●	●	●	●**	●**		195
MEADRAIN SE and SEF 2000	200	Stainless-steel	●	●	●	●**	●**		200
MEADRAIN SG 2000	200	Ductile iron	●	●	●	●**	●**		204
MEADRAIN SV 3000	300	Galvanised steel	●	●	●	●**	●**		214
MEADRAIN SE 3000	300	Stainless-steel	●	●	●	●**	●**		218
MEADRAIN SG 3000	300	Ductile iron	●	●	●	●**	●**		220
MEADRAIN SL 1000	100	Polymer concrete	●	●	●				227
MEADRAIN EN 1000	100	Ductile iron	●	●	●	●**	●**	●**	237
MEADRAIN EN 1500	150	Ductile iron	●	●	●	●**	●**	●**	245
MEADRAIN EN 2000	200	Ductile iron	●	●	●	●**	●**	●**	253
MEADRAIN EN 3000	300	Ductile iron	●	●	●	●**	●**	●**	262
MEADRAIN ENS 3000/ENS 3070	300	Ductile iron	●	●	●	●**	●**	●**	267
MEADRAIN ENS 4000	400	Ductile iron	●	●	●	●**	●**	●**	271
MEAKERB kerb stone 320/500	100	Polymer concrete	●	●	●	●**			277
NEW MEAKERB SPLAY	100	Polymer concrete	●	●	●	●**			283
MEAKERB BRIDGE	100	Polymer concrete	●	●	●	●**			287
MEADRAIN DM CITY 1000	100	Polymer concrete	●	●	●	●			299
MEADRAIN DM CITY 1500	150	Polymer concrete	●	●	●	●			305
MEADRAIN DM CITY 2000	200	Polymer concrete	●	●	●	●			311
MEADRAIN DM 1010	100	Polymer concrete	●	●	●	●	●	●	317
MEADRAIN DM 1500/1540	150	Polymer concrete	●	●	●	●	●	●	321
MEADRAIN DM 2000/2020/2040	200	Polymer concrete	●	●	●	●	●	●	325
NEW MEADRAIN DMD 2000	200	Polymer concrete	●	●	●	●	●	●	327

Polymer concrete

Concrete

Metal

Rainwater treatment

Door mat

> **NOTE** The detailed explanation of the footnotes can be found on page 436.

DRAINAGE SOLUTIONS MADE OF POLYMER CONCRETE

LINE DRAINAGE FOR HOME AND GARDEN

Product description	Clear width (mm)	Edge protection	Traffic load classes						Page
			A 15	B 125	C 250	D 400	E 600	F 900	
MEALINE S, G, 55	100	Polymer concrete	●	●					332
MEAGARD II S, G, M	100	Polymer concrete	●	●					337
MEAGARD 165	165	Polymer concrete	●	●					342
MEAGARD 200	200	Polymer concrete	●	●					343

POINT DRAINAGE FOR HOME AND GARDEN

Product description	Dimensions (mm)	Edge protection	Traffic load classes						Page
			A 15	B 125	C 250	D 400	E 600	F 900	
MEAGARD Courtyard gully	300 x 300	Ductile iron	●	●					346

POINT DRAINAGE FOR PROFESSIONAL APPLICATIONS

Product description	Dimensions (mm)	Edge protection	Traffic load classes						Page
			A 15	B 125	C 250	D 400	E 600	F 900	
Point inlet MEADRAIN EN	530 x 360	Ductile iron	●	●	●	●	●	●	351

DRAINAGE SOLUTIONS MADE OF CONCRETE

LINE DRAINAGE FOR PROFESSIONAL APPLICATIONS

Product description	Clear width (mm)	Edge protection	Traffic load classes						Page
			A 15	B 125	C 250	D 400	E 600	F 900	
MEACRET LINE 200 slotted drainage channel	200	Concrete	●	●	●	●	●	●	355

DRAINAGE SOLUTIONS MADE OF METAL

LINE DRAINAGE FOR TERRACES AND FACADES

Product description	Clear width (mm)	Edge protection	Traffic load classes						Page	
			A 15	B 125	C 250	D 400	E 600	F 900		
NEW MEATEC II 100 Terrace and facade drainage	100	Galvanised steel Stainless-steel							pedestrian/wheelchair traffic	383
NEW MEATEC II 130 Terrace and facade drainage	130	Galvanised steel Stainless-steel							pedestrian/wheelchair traffic	387
NEW MEATEC II 160 Terrace and facade drainage	160	Galvanised steel Stainless-steel							pedestrian/wheelchair traffic	391
NEW MEATEC II 200 Terrace and facade drainage	200	Galvanised steel Stainless-steel							pedestrian/wheelchair traffic	395
NEW MEATEC II 250 Terrace and facade drainage	250	Galvanised steel Stainless-steel							pedestrian/wheelchair traffic	399

> **NOTE** The detailed explanation of the footnotes can be found on page 436.

SEEPAGE AND RAINWATER TREATMENT

Product description	Clear width/mm	Edge protection	A 15	B 125	C 250	D 400	E 600	F 900	Page
MEACLEAN PRO substrate filter dewatering	300	Glass-fibre-reinforced composite Galvanised steel	●	●	●	●**	●**		409

Product description	Material	Diameter (mm)	Page
MEA SEEPAGE FILTER	PE	80 and 110	415

Product description	Material	Length (mm)	Page
MEAPURE	PE	550	416

Product description	Material	Gross volume in litres	Loading classes	Page
MEA V-BOX seepage boxes	PP	288, 576, 864, 1154	SLW 60	417

Product description	Material	Page
ROAD GULLY	PP	423

Product description	Material	Page
MEA Manhole Covers	Ductile iron	427

Product description	Edge protection	A 15	B 125	C 250	D 400	E 600	F 900	Page
MEA rays and frames	Aluminium	For pedestrian use						433
MEARIN doormat trays	SMC	For pedestrian use						433
MEAGARD doormat trays	Polymer concrete	For pedestrian use						435

OTHER

Designation	Page
Explanation of the reference texts	436
Resistance list	439
GTC	441
Application areas	448

> **NOTE** The detailed explanation of the footnotes can be found on page 436.

GLASS-FIBRE-REINFORCED COMPOSITE/RECYCLED PLASTIC



DRAINAGE SOLUTIONS MADE OF GLASS-FIBRE-REINFORCED COMPOSITE/RECYCLED PLASTIC

Our GRP material combines excellent qualities: maximum stiffness and very low weight. These qualities make the MEA GRP the ideal material for the construction industry and in particular for drainage systems since the products

are easy to handle, highly resistant and recyclable. With over 10 million metres of installed GRP channels, MEA is the international specialist for rainwater management solutions.



Multi-storey car park MEARIN PG EVO-OS/AS

Page 21



MEARIN PLUS F/PLUS

Page 31



MEARIN EXPERT V/E

Page 35



MEAFLUID 1000/1500

Page 99



MEAHOME PLUS/CLASSIC

Page 113



MEAPARK

Page 123



MEAPARK COURTYARD GULLY

Page 131

Polymer concrete

Concrete

Metal

Rainwater treatment

Door mat




MEARIN PG EVO 1500

The multi-storey car park drainage channel MEARIN PG EVO 1500 is the next evolution of our bestseller MEADRAIN PG. The innovative MEARIN PG EVO 1500 offers the same advantages as the MEADRAIN PG but also includes some unique features, making the MEARIN PG EVO the new benchmark when it comes to multi-storey and underground car park drainage. Thanks to its monolithic construction and inge-


nious comb profile, the MEARIN PG EVO 1500 multi-storey car park channel is the perfect drainage solution for underground garages and multi-storey carparks. The further optimised construction height (3 cm) and the unique geometry enable the economical and safe installation with an optimum drainage. The MEARIN PG EVO 1500 is absolutely watertight and complies with future installation regulations and standards.

Channel body made of glass-fibre reinforced composite material for a high temperature resistance and dimensional stability



MEARIN PG EVO-OS

3 meters channel length




MEARIN PG EVO-AS

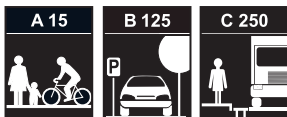
- > **MEARIN PG EVO-OS:** drainage system for floors covered with resin
- > **MEARIN PG EVO-AS:** drainage system for floors covered with asphalt
- > 3 cm constructive height
- > Reduction of sealing points thanks to 3 meter of channel length
- > Salt and chemical-resistant

- > Loading class C 250
- > Particularly stable and weather resistant
- > High lateral pressure firmness
- > Smooth surface
- > Comparable length extension to that of reinforced concrete
- > Capillary-free material
- > Hardly inflammable (according to EN 13501-1:Bfl-s1)

MEARIN PG EVO 1500 SYSTEM OVERVIEW




- 1- MEARIN PG EVO AS/OS Car park channel
- 2- Monolithic drainage channel made of glass fibre reinforced composite with sealing flange
- 3- Easy cleaning, thanks to free channel cross-section
- 4- Matching accessories made of stainless-steel
- 5- 100% system solution
- 6- Easy to seal, as the sealing joint is freely accessible from above even after installation



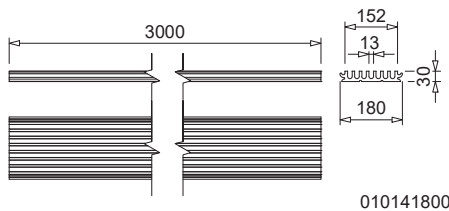


- > Individual colour options on request
- > Made of glass-fibre-reinforced composite
- > No moving parts
- > Corrosion-free
- > Low construction height
- > Easy to clean
- > Absolutely watertight
- > Barrier-free
- > Easy to install


MEARIN PG EVO SHALLOW CHANNELS OS/AS



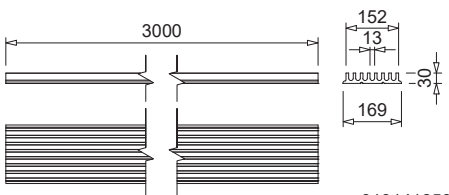
MEARIN PG EVO-OS GREY 1500 drainage channel



010141800




MEARIN PG EVO-AS GREY 1500 drainage channel

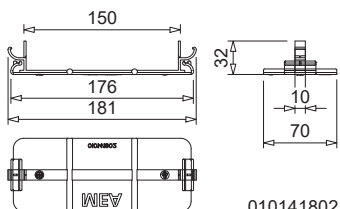


010141850

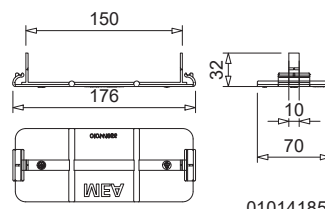
MEARIN PG EVO 1500 CAR PARKS ACCESSORIES




MEARIN PG EVO-OS 1500.V connectors



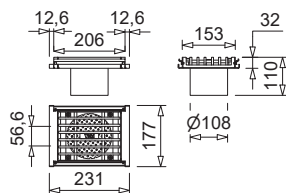
010141802



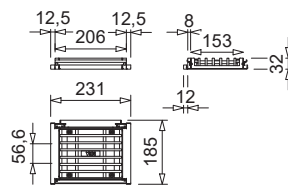
010141856



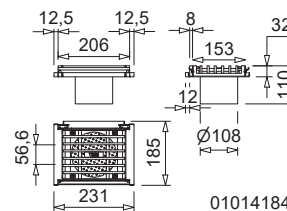
MEARIN PG EVO 1500.EK drain



010141838



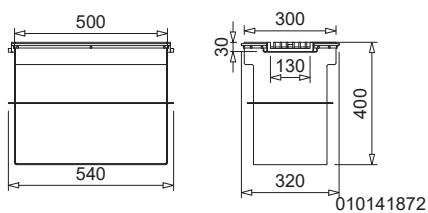
010141840



010141842



MEARIN PG EVO 1500 Pump sump



010141872

MEARIN PG EVO 1500 MULTI-STOREY CAR PARK SHALLOW DRAINAGE CHANNEL MADE OF GLASS-FIBRE-REINFORCED COMPOSITE WITH COMB PROFILE, SEALABLE, ACCORDING TO EN 1433

Monolithic drainage channels made of glass-fibre-reinforced composite, total width 180 / 170 mm. Low constructive height 30 mm and reduction of impact sealing due to length 3000 mm. Versions with sealing flange for OS installation or without sealing flange for mastic asphalt installation. Available as standard in 3 colors (grey, black, red), other colors on request, from 1000 m channel. Loading classes A 15 to C 250 according to EN 1433. Fire resistance according to EN 13501-1 Bfl-S1, hardly flammable, No. 230011568-3.

MEARIN PG EVO-OS 1500 multi-storey car park channel, loading classes up to C 250, for the installation in floors coated with resin

Article	Length (mm)	Height (mm)	EAN-Code	kg/unit	unit/pallet	MG
MEARIN PG EVO-OS GREY 1500 drainage channel body-3 m, with sealing flange	3000	30	010141800	18,32	120	PG
MEARIN PG EVO-OS BLACK 1500 drainage channel body-3 m, with sealing flange	3000	30	010141814	18,32	120	PG
MEARIN PG EVO-OS RED 1500 drainage channel body-3 m, with sealing flange	3000	30	010141803	18,32	120	PG

Polymer concrete

MEARIN PG EVO-AS 1500 multi-storey car park channel, loading classes up to C 250, for the installation in floors coated with asphalt

Article	Length (mm)	Height (mm)	EAN-Code	kg/unit	unit/pallet	MG
MEARIN PG EVO-AS GREY 1500 drainage channel body-3 m	3000	30	010141850	16,90	120	PG
MEARIN PG EVO-AS BLACK 1500 drainage channel body-3 m	3000	30	010141852	16,90	120	PG
MEARIN PG EVO-AS RED 1500 drainage channel body-3 m	3000	30	010141846	16,90	120	PG

Concrete

MEARIN PG EVO 1500 FOR MULTI-STOREY CAR PARKS ACCESSORIES

MEARIN PG EVO 1500 multi-storey car park channel connector made of glass-fibre-reinforced composite

Article	Material	EAN-Code	kg/unit	unit/pallet	MG
MEARIN PG EVO-OS 1500.V connectors to connect the PG EVO-OS channels and definition of the butt joint (colour: grey)	PC	010141802	0,05	1	PG
MEARIN PG EVO-AS 1500.V connectors to connect the PG EVO-AS channels and definition of the butt joint (colour: grey)	PC	010141856	0,05	1	PG

Metal

MEARIN PG EVO 1500.EK multi-storey car park channel drainage element


Article	Length (mm)	Height (mm)	EAN-Code	kg/unit	unit/pallet	MG
MEARIN PG EVO 1500.EK stainl. steel (AISI 316) drain Ø 110 mm incl. longitudinal rod cover matching the 4-fold bolt connection and dirt filter appearance. OS sealing flange can be removed for AS use. To close the open side an additional end cap is required. **)**)	231	32/110	010141838	3,05	1	PG

Rainwater treatment

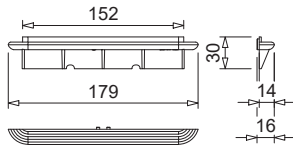
> **NOTE** The detailed explanation of the footnotes can be found on page 436.

Door mat

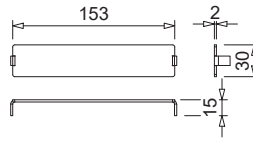
MEARIN PG EVO 1500 CAR PARKS ACCESSORIES



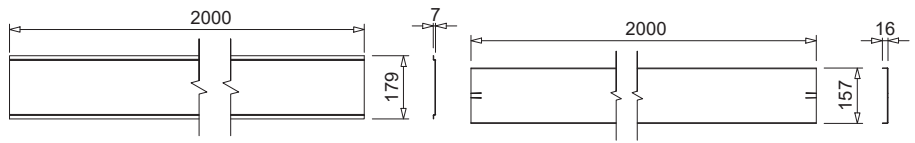
MEARIN PG EVO 1500 end caps



010141808



010141844



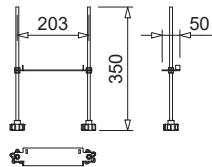
010141836

010141854

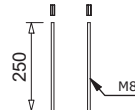
MEARIN PG EVO 1500 mounting cover



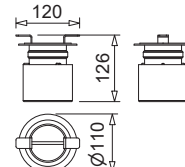
MEARIN PG EVO 1500
Installation device



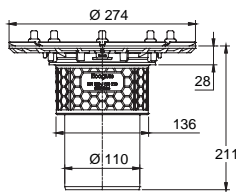
010141810



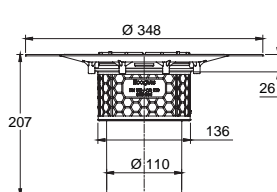
010141824



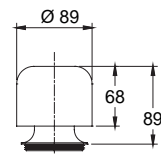
010141812



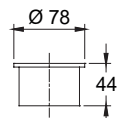
010141816



010141818



010141820

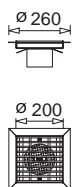


010141822

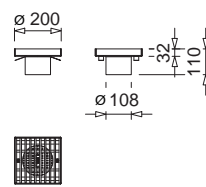
MEARIN PG EVO 1500
Floor/ceiling drains



MEA parking deck drain-OS/AS



010141881



010141883

MEARIN PG EVO 1500 FOR MULTI-STOREY CAR PARKS ACCESSORIES

MEARIN PG EVO 1500.T T crossing element with or without outlet, made of stainless-steel (AISI 316)

Article	Length (mm)	Width (mm)	EAN-Code	kg/unit	unit/pallet	MG
MEARIN PG EVO 1500.T stainl. steel (AISI 316) T crossing element incl. longitudinal rod cover, matching the channel appearance with 4-fold bolt connection. OS sealing flange can be removed for AS use. For connection on 3 sides. For closing the fourth side use an additional end cap ^{*)**)}	231	186	010141840	2,68	1	PG
MEARIN PG EVO 1500.T/A stainl. steel (AISI 316) T crossing element with Ø 110 mm outlet incl. longitudinal rod cover, matching the channel appearance with 4-fold bolt connection. OS sealing flange can be removed for AS use. For connection on 3 sides. For closing the fourth side use an additional end cap ^{*)**)}	231	186	010141842	3,01	1	PG

Polymer concrete

MEARIN PG EVO 1500.K crossing element with or without outlet made of stainless-steel (AISI 316)

Article	Length (mm)	Width (mm)	EAN-Code	kg/unit	unit/pallet	MG
MEARIN PG EVO 1500.K stainl. steel (AISI 316) crossing element incl. longitudinal rod cover, matching the channel appearance with 4-fold bolt connection. OS sealing flange can be removed for AS use. For connection on 4 sides. For closing the open sides use an additional end cap ^{*)**)}	231	199	010141862	3,10	1	PG
MEARIN PG EVO 1500.K/A stainl. steel (AISI 316) crossing element with Ø 110 mm outlet incl. longitudinal rod cover, matching the channel appearance with 4-fold bolt connection. OS sealing flange can be removed for AS use. For connection on 4 sides. For closing the open sides use an additional end cap ^{*)**)}	231	199	010141866	3,80	1	PG

Concrete

MEARIN PG EVO Pump sumps, made of stainless-steel (AISI 316)

Article	Length (mm)	Height (mm)	EAN-Code	kg/unit	unit/pallet	MG
MEA pump sump PG EVO-OS with OS sealing flange. For 2-sided gutter connection. Without clamping or adhesive flange. For use in floor slabs without a second sealing level. With pressurised water seal. Incl. Longitudinal rod grating B 125. Water absorption volume 47 liters. ^{*)}	540	400	010141872	28,90	1	PG
MEA pump sump PG EVO-AS for installation in 1-layer mastic asphalt. For 2-sided gutter connection. With clamping flange and pressurised water seal. Incl. longitudinal rod grating B 125. Water absorption volume 47 liters. ^{*)}	719	400	010141874	44,60	1	PG
MEA pump sump PG EVO-AS for installation in 2-layer mastic asphalt. For 2-sided gutter connection. With clamping flange and pressurised water seal. Incl. longitudinal rod grating B 125. Water absorption volume 47 liters. ^{*)}	647	400	010141876	42,40	1	PG
MEA pump sump PG EVO-AS / OS for installation in 1-layer mastic asphalt or OS with a second sealing level. For 2-sided gutter connection. With adhesive flange and pressurised water seal. OS sealing flange removable. Incl. longitudinal rod grating B 125. Water absorption volume 47 liters. ^{*)}	750	400	010141878	35,20	1	PG
MEA pump sump PG EVO-AS / OS for installation in 2-layer mastic asphalt or OS with a second sealing level. For 2-sided gutter connection. With adhesive flange and pressurised water seal. OS sealing flange removable. Incl. longitudinal rod grating B 125. Water absorption volume 47 liters. ^{*)}	750	400	010141880	35,40	1	PG

Metal

Rainwater treatment

Stacking frame for pump sump, made of stainless-steel (AISI 316)

Article	Length (mm)	Height (mm)	EAN-Code	kg/unit	unit/pallet	MG
MEA stacking frame including grate for concrete pump sumps. With OS sealing flange. For 2-sided gutter connection. Including longitudinal bar grating B 125. ^{*)}	590	45	010141888	35,50	1	PG

Door mat

> **NOTE** The detailed explanation of the footnotes can be found on page 436.

MEARIN PG EVO 1500 FOR MULTI-STOREY CAR PARKS ACCESSORIES

MEARIN PG EVO 1500 End caps, made of plastic or stainless-steel (AISI 316)

Article	Material	Height (mm)	EAN-Code	kg/unit	unit/pallet	MG
MEARIN PG EVO-OS 1500.SE End cap for channel start/end with integrated sealing flange for OS coatings, suitable for PG EVO 1500 outlet/ T and crossing element	PC	30	010141808	0,03	1	PG
MEARIN PG EVO-AS 1500.SE stainl. steel AISI 316 end cap for asphalt surfaces fitting the MEARIN PG EVO 1500 outlet, T and crossing element *)	Stainl. steel (AISI 316)	30	010141844	0,08	1	PG

MEARIN PG EVO 1500 installation elevation device and odour trap

Article	Material	EAN-Code	kg/unit	unit/pallet	MG
MEARIN PG EVO 1500.AF installation set, standard height 35 cm. (Required quantity: 2x per 3 metre channel +1)- Place every second installation unit directly underneath the connectors. One set is required for each drain / T or crossing element. *)	Galv. steel, Stainl. steel, Plastic	010141810	0,38	1	PG
MEARIN PG EVO.AF extension 25 cm. Extension set for PG EVO.AF installation (2 rods with nuts)	Galv. steel	010141824	0,20	1	PG
MEA odour trap.GV Ø 110 mm made of stainl. steel, fitting outlet-elements with outlet Ø 110 mm *)	Stainl. steel	010141812	0,58	1	PG

MEARIN PG EVO 1500 mounting cover and mounting joint

Article	Material	EAN-Code	kg/unit	unit/pallet	MG
MEARIN PG EVO-OS 1500 mounting cover for resin surfaces (OS). 2 Metres	Galv. steel	010141836	3,14	1	PG
MEARIN PG EVO-AS 1500 mounting cover for asphalt and concrete surfaces (AS). 2 Metres	Galv. steel	010141854	2,73	1	PG
MEARIN PG EVO-AS mounting joint, 2 metres, fire resistance according to DIN 4102-1, B1-hardly flammable, max. application temperature of a duration of 1 hour > 200°C according to EN ISO 2578	Melamine resin foam	010141858	0,01	1	PG

MEARIN PG floor/ceiling drains, odour trap and fire kit

Article	Material	EAN-Code	kg/unit	unit/pallet	MG
For installation with mastic asphalt: MEA PG pressed gasket flange drain. Floor/ceiling drain Ecoguss, external Ø 274 mm, incl. mortar barrier. Connection option for vertical drain Ø 110 mm. Optionally prepared for fire protection fire-kit and/or odour trap. *)	Ecoguss, Stainl. steel	010141816	2,39	36	PG
For installation in mastic asphalt with vapor barrier: MEA PG press sealing flange extension. Outer Ø 274 mm, incl. mortar barrier and lip seal ring. Connector for vertical outlet Ø 110 mm. Installation heights thermal insulation: 35 mm to 115 mm.	Plastic, Stainl. steel, Ecoguss	010141817	1,74	36	PG
For installation with OS coatings: MEA PG adhesive flange drain. Floor/ceiling drain Ecoguss, external Ø 348 mm, incl. mortar barrier. Connection option for vertical drain Ø 110 mm. Optionally prepared for fire protection fire-kit and/or odour trap.	Ecoguss, Plastic	010141818	1,90	18	PG
MEA PG.GV odour trap suitable for floor/ceiling drains Ecoguss with pressure seal or adhesive flange, drain Ø 110 mm.	Plastic	010141820	0,24	18	PG
MEA PG Fire-Kit, suitable for floor/ceiling drains Ecoguss, drain Ø 110 mm. In conjunction with Ecoguss drains, MEA PG odour trap, fire resistance class R120 with DIBT approval Z-19.17-1719 *)	Plastic, Stainl. steel	010141822	0,16	18	PG

> NOTE The detailed explanation of the footnotes can be found on page 436.

MEARIN PG EVO 1500 FOR MULTI-STOREY CAR PARKS ACCESSORIES

MEARIN PG EVO sealants for multi-storey car park channels

Article	Material	EAN-Code	kg/unit	unit/pallet	MG
SABA MS Floor GREY sealant 600 ml in a bag, stable ***)	MS-polymer-basis	010152708	0,88	1	PG
SABA MS Floor SL GREY sealant 600 ml in a bag, self-leveling ***)	MS-polymer-basis	010152710	0,85	1	PG
SABA MS Floor BLACK sealant 600 ml in a bag, stable ***)	MS-polymer-basis	010152700	0,84	1	PG
SABA MS Floor SL BLACK sealant 600 ml in a bag, self-leveling ***)	MS-polymer-basis	010152717	0,84	1	PG
SABA Primer 9102 for undercoat, 1 liter	Silane-basis	010155803	0,92	1	PG
Joint Cleaner solvent 48, 1 liter, Cleaner for adhesive flanks	-	010155807	0,84	1	PG
Dispensing gun for 600 ml bags	-	010152707	0,63	1	PG
Saba Ecoseal Bio HM sealant 600 ml *)	MS-polymer-basis	010152716	0,84	1	PG

MEARIN PG EVO COVER

MEARIN PG EVO 1500 cover for outlet element, T and crossing element

Article	Material	Length (mm)	Inl. sect. area Ø cm ² /m above	EAN-Code	kg/unit	unit/pallet	MG
MEARIN PG EVO 1500 longitudinal bar grating for crossing, T and outlet element including 4 hexagon socket bolts M8x20 DIN 6912 *)	Stainl. steel	177	-	010141882	1,66	1	PG

MEA PARKING DECK DRAIN

Versions with sealing flange for OS installation (OS) or without sealing flange for mastic asphalt installation (AS). Including longitudinal bar cover class M125, according to EN 1253-2.

MEA parking deck drain

Article	Material	Length (mm)	Width (mm)	Height (mm)	EAN-Code	kg/unit	unit/pallet	MG
MEA parking deck drain-OS 20x20 (AISI 316) Ø 110 mm including cover with 2-fold screw connection and dirt strainer. Including OS sealing flange (26x26 cm). Can be used for subsequent odour trap. *)	Stainl. steel (AISI 316)	260	260	32	010141881	4,70	1	PG
MEA parking deck drain-AS 20x20 (AISI 316) Ø 110 mm including cover with 2-fold screw connection and dirt strainer. Can be used for subsequent odour trap. *)	Stainl. steel (AISI 316)	200	200	32	010141883	4,10	1	PG

> **NOTE** The detailed explanation of the footnotes can be found on page 436.



MEARIN PLUS AND EXPERT

Our MEARIN drainage system made of GRP has been developed further, offering new features and more versatility when being installed. The MEARIN PLUS F shallow channels with loading class D 400 in nominal widths of 100, 150 and 200 mm are used wherever low installation heights are required (e.g. in ramp areas). The MEARIN PLUS drainage systems in nominal widths of 100, 150, 200 and 300 mm with loading class D 400 is perfectly suited, for use in city areas, for landscaping and for drainage of large areas or heavily frequented areas. The drainage channel system MEARIN PLUS 1000 is now available as slope channel (slope up to 20 meters). The MEARIN 1000 slope channels also come with 3 neutral channels (1000.0, 1010.0 and 1020.0)

This enables completely new possibilities in the planning and installation of the MEA GRP channels.

The MEARIN drainage range is rounded off with MEARIN EXPERT V (with galvanised steel edge) and MEARIN EXPERT E (with stainless-steel edge), loading class E 600 and in nominal widths of 100, 150, 200 and 300 mm. The application range of MEARIN EXPERT extends from extreme conditions, whether in industrial areas, car parks or zones with heavy traffic, to logistics centers. The MEARIN EXPERT drainage channel can also be ordered with slope (up to 20 meters) for the nominal width 100 mm.

Edge design made of glass-fibre-reinforced composite, galvanised steel and stainless-steel



Drainage channel body made of glass-fibre-reinforced composite for a high temperature resistance and dimensional stability


The channel form ensures an optimal drainage performance even at low water levels, and ensures a good self-cleaning effect

MEARIN PLUS/EXPERT V and E channels with slope (up to 20 meters). For the realization of a linear slope (bottom slope 0.5%).


- > Light weight: Easier and more economical handling on the construction site and reduced transport costs
- > With CLIPFIX grating locking mechanism
- > Highly stable (up to class E 600)


- > **MEARIN PLUS/EXPERT without slope** in clear widths: 100, 150, 200 and 300 mm
- > **MEARIN PLUS/EXPERT with slope** in clear widths: 100 and 200 mm

MEARIN PLUS/EXPERT 1000 CHANNEL SYSTEM OVERVIEW




- 1- Innovative CLIPFIX grating locking mechanism
Gratings made of plastic, ductile iron, galvanised and stainless-steel.
- 2- **MEARIN PLUS**: Highly stable edge protection 6.0 mm made of glass-fibre-reinforced composite material.
- 3- **MEARIN EXPERT V/E**: Firmly anchored 4 mm edge protection made of galvanised (V) and stainless-steel (E) fulfills even the highest requirements of users within the heavy load range.
- 4- High stability of the drainage channel body enables a broad utilization range, all the way up to drainage solutions of the class E 600.
- 5- Optimized flow cross section provides a higher drainage performance, and particularly provides a very good self-cleaning effect.
- 6- Practical plug system for an accurate setting of the drainage channel body with many strand variants.
- 7- Deep-seated anchorage bays in the drainage channel body guarantee stable attachment to the concrete bed
- 8- **MEARIN PLUS/EXPERT**: Glass-fibre-reinforced composite material - drainage channel body in thermosetting polymer quality guarantees a high maximum load bearing capacity, temperature stability and resistance to deformation.





- > Complete, sealable glass-fibre-reinforced composite
- > Channel system with accessories
- > For standardized application „EN 1433 conform“ CE compliant
- > MEARIN PLUS F 1000 shallow channels
- > With innovative CLIPFIX grating locking mechanism
- > Grates made of galvanised steel, stainless-steel, ductile iron and plastic
- > With CLIPFIX grating locking mechanism


MEARIN PLUS/EXPERT 1000 DRAINAGE CHANNEL



MEARIN PLUS F 1000.0 + plastic slotted grating



MEARIN PLUS F 1000.0 + ductile iron grating



MEARIN PLUS F 1000 shallow drainage channel body without slope



MEARIN PLUS 1000.0 + plastic slotted grating



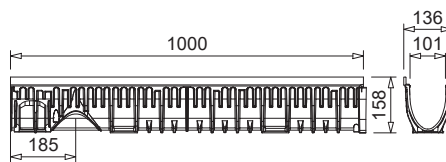
MEARIN PLUS 1000.0 + galv. slotted grating



MEARIN PLUS 1000.0 + ductile iron grating



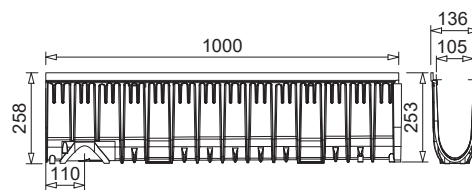
MEARIN PLUS 1000 drainage channel without slope



012140002



MEARIN PLUS 1000 drainage channel with slope



012140144

MEARIN PLUS F 1000 SHALLOW DRAINAGE CHANNEL WITH GRP EDGE AND SEALING JOINT ACCORDING TO EN 1433

Shallow channels made of glass-fibre-reinforced composite. Clear width 100 mm, total width 137 mm. Suitable for all channel covers **MEA 100 CLIPFIX, MEA TSC TOPSLOT, TSL 100** and **TSH 100 TOPSLOT**. For the realisation of water level slopes. Loading classes A 15 to D 400** according to EN 1433. Load capacity according to specification when installed according to the MEA installation instructions.

MEARIN PLUS F 1000 shallow complete drainage channel with cover without slope, loading classes up to D 400 **)

Article	Length (mm)	Height (mm)	EAN-Code	kg/unit	unit/pallet	MG
MEARIN PLUS F 1000.0/55 shallow drainage channel incl. ductile iron grating-B 125-1 m CXL ^{4) 14) *) **)}	1000	55	012140344	8,40	96	MR
MEARIN PLUS F 1000.0/55 shallow drainage channel incl. plastic slotted grating-B 125-1 m CXL ^{4) 14) *) **)}	1000	55	012140340	5,70	36	MR
MEARIN PLUS F 1000.0/55 shallow drainage channel incl. ductile iron grating-C 250-1 m CXL ^{4) 14) *) **)}	1000	55	012140346	10,60	96	MR
MEARIN PLUS F 1000.0/55 shallow drainage channel incl. plastic slotted grating-C 250-1 m CXL ^{4) 14) *) **)}	1000	55	012140342	6,14	96	MR

MEARIN PLUS F (BLACK) 1000 shallow drainage channel without slope, loading classes up to D 400 **)

Article	Length (mm)	Height (mm)	EAN-Code	kg/unit	unit/pallet	MG
MEARIN PLUS F 1000.0/55 shallow drainage channel body **)	1000	55	010140740	1,87	96	MR
MEARIN PLUS F 1000.0 A/55 shallow drainage channel body with Ø 110 mm outlet ^{8) **)}	1000	55	010140742	1,87	88	MR
MEARIN PLUS F 1000.1/55 shallow drainage channel body **)	500	55	010140744	0,93	192	MR
MEARIN PLUS F 1000.1 RW/55 shallow drainage channel body for change of drain direction ^{15) **)}	500	55	010140746	0,93	192	MR
MEARIN PLUS F BLACK 1000.0/55 shallow drainage channel body **)	1000	55	010140569	1,87	96	MR
MEARIN PLUS F BLACK 1000.0 A/55 shallow drainage channel body with Ø 110 mm outlet ^{8) **)}	1000	55	010140745	1,87	88	MR
MEARIN PLUS F BLACK 1000.1/55 shallow drainage channel body **)	500	55	010140747	0,93	192	MR
MEARIN PLUS F BLACK 1000.1 RW/55 shallow drainage channel body for change of drain direction ^{15) **)}	500	55	010140749	0,93	192	MR

> **NOTE** The detailed explanation of the footnotes can be found on page 436.

MEARIN PLUS 1000 DRAINAGE CHANNEL WITHOUT SLOPE WITH GRP EDGE AND SEALING JOINT ACCORDING TO EN 1433

Channels made of glass-fibre-reinforced composite. Clear width 100 mm, total width 136 mm. Suitable for all channel covers **MEA 100 CLIPFIX**, **MEA TSL 100** and **TSH 100 TOPSLOT**. For the realisation of water level slopes. Loading classes A 15 to D 400** according to EN 1433. Load capacity according to specification when installed according to the MEA installation instructions.

MEARIN PLUS (BLACK) 1000 complete drainage channels with cover **)

Article	Length (mm)	Height (mm)	EAN-Code	kg/unit	unit/pallet	MG
MEARIN PLUS 1000.0 complete channel with galv. slotted grating-A 15-1 m TX ^{4) 14) *) **)}	1000	158	012140780	5,40	36	MR
MEARIN PLUS 1000.1 complete channel with galv. slotted grating-A 15-0.5 m TX ^{3) **)}	500	158	012140781	2,80	72	MR
MEARIN PLUS 1000.1 RW complete channel with galv. slotted grating-A 15-0.5 m TX ^{4) 14) 15) **)}	500	158	012140783	2,80	72	MR
MEARIN PLUS 1000.0 complete channel with galv. slotted grating-A 15-1 m CX ^{4) 14) **)}	1000	158	012140785	5,40	36	MR
MEARIN PLUS 1000.0 complete channel with ductile iron slotted grating-B 125-1 m CXL ^{4) 14) *) **)}	1000	158	012140782	8,80	24	MR
MEARIN PLUS 1000.0 complete channel with plastic slotted grating-B 125-1 m CXL ^{4) 14) *) **)}	1000	158	012140810	5,80	36	MR
MEARIN PLUS 1000.0 complete channel with galv. mesh grating-B 125-1 m CXL ^{4) 14) *) **)}	1000	158	012140784	7,60	36	MR
MEARIN PLUS 1000.0 complete channel with ductile iron slotted grating-C 250-1 m CXL ^{4) 14) *) **)}	1000	158	012140786	11,40	36	MR
MEARIN PLUS 1000.0 complete channel with HONEYCOMB grating-C 250-1 m CXL ^{4) 14) *) **)}	1000	158	012140842	10,76	30	MR
MEARIN PLUS 1000.0 complete channel with plastic slotted grating-C 250-1 m CXL ^{4) 14) *) **)}	1000	158	012140806	7,12	36	MR
MEARIN PLUS BLACK 1000.0 complete channel with plastic slotted grating-C 250-1 m CXL ^{4) 14) *) **)}	1000	158	012140571	7,20	36	MR
MEARIN PLUS 1000.0 complete channel with ductile iron slotted grating-D 400-1 m CXL ^{4) 14) *) **)}	1000	158	012140575	11,70	36	MR

> **NOTE** The detailed explanation of the footnotes can be found on page 436.

MEARIN PLUS 1000 DRAINAGE CHANNEL WITHOUT SLOPE WITH GRP EDGE AND SEALING JOINT ACCORDING TO EN 1433

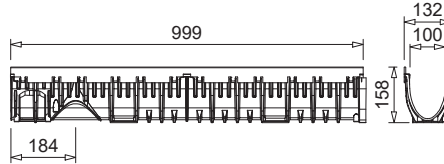
Channels made of glass-fibre-reinforced composite. Clear width 100 mm, total width 136 mm. Suitable for all channel covers **MEA 100 CLIPFIX**, **MEA TSL 100** and **TSH 100 TOPSLOT**. For the realisation of water level slopes. Loading classes A 15 to D 400** according to EN 1433. Load capacity according to specification when installed according to the MEA installation instructions.

MEARIN PLUS (BLACK) 1000 Drainage channel body without slope, loading classes up to D 400 **)

Article	Length (mm)	Height (mm)	EAN-Code	kg/unit	unit/pallet	MG
MEARIN PLUS 1000.0 Drainage channel body ^{4) 14) **)}	1000	158	012140002	3,60	85	MR
MEARIN PLUS 1000.1 Drainage channel body ^{3) **)}	500	158	012140004	2,00	170	MR
MEARIN PLUS 1000.1 RW Drainage channel body for change of drain direction ^{4) 14) 15) **)}	500	158	012140006	2,00	170	MR
MEARIN PLUS 1010.0 Drainage channel body ^{4) **)}	1000	208	012140120	4,34	68	MR
MEARIN PLUS 1010.1 Drainage channel body ^{3) **)}	500	208	012140122	2,17	136	MR
MEARIN PLUS 1010.1 RW Drainage channel body for change of drain direction ^{4) 15) **)}	500	208	012140124	2,17	136	MR
MEARIN PLUS 1020.0 Drainage channel body ^{4) **)}	1000	258	012140146	5,18	51	MR
MEARIN PLUS 1020.1 Drainage channel body ^{3) **)}	500	258	012140148	2,59	102	MR
MEARIN PLUS 1020.1 RW Drainage channel body for change of drain direction ^{4) 15) **)}	500	258	012140150	2,59	102	MR
MEARIN PLUS BLACK 1000.0 Drainage channel body ^{4) 14) **)}	1000	158	012140564	3,60	85	MR
MEARIN PLUS BLACK 1000.1 Drainage channel body ^{3) **)}	500	158	012140566	2,00	170	MR
MEARIN PLUS BLACK 1000.1 RW Drainage channel body for change of drain direction ^{4) 14) 15) **)}	500	158	012140568	2,00	170	MR

> **NOTE** The detailed explanation of the footnotes can be found on page 436.

MEARIN EXPERT 1000 DRAINAGE CHANNEL WITHOUT SLOPE



012140058

MEARIN EXPERT V/E 1000 drainage channel without slope

MEARIN PLUS 1000 CHANNEL BODY WITH SLOPE (0.5%)

WITH GLASS-FIBRE-REINFORCED COMPOSITE EDGE AND SEALING JOINT ACCORDING TO EN 1433

Channels made of glass-fibre-reinforced composite. Clear width 100 mm, total width 136 mm. Suitable for all drainage channel covers **MEA 100 CLIPFIX, TOPSLOTS TSL, TSC 100** and **TSH 100**. For the realisation of linear slopes (with slope 0.5%). Loading classes A 15 to D 400** according to EN 1433. Load capacity according to specification, when installed according to the MEA installation instructions.

MEARIN PLUS 1000 drainage channel body with slope 0.5%, Loading classes up to D 400 **)

Article	Length (mm)	Height (mm)	Height 2 (mm)	EAN-Code	kg/unit	unit/pallet	MG
MEARIN PLUS 1001 Drainage channel body ^{1)4) **)}	1000	158	163	012140100	3,70	85	MR
MEARIN PLUS 1002 Drainage channel body ^{1)4) **)}	1000	163	168	012140102	3,78	85	MR
MEARIN PLUS 1003 Drainage channel body ^{1)4) **)}	1000	168	173	012140104	3,85	85	MR
MEARIN PLUS 1004 Drainage channel body ^{1)4) **)}	1000	173	178	012140106	3,93	85	MR
MEARIN PLUS 1005 Drainage channel body ^{1)4) **)}	1000	178	183	012140108	4,00	85	MR
MEARIN PLUS 1006 Drainage channel body ^{1)4) **)}	1000	183	188	012140110	4,08	68	MR
MEARIN PLUS 1007 Drainage channel body ^{1)4) **)}	1000	188	193	012140112	4,16	68	MR
MEARIN PLUS 1008 Drainage channel body ^{1)4) **)}	1000	193	198	012140114	4,23	68	MR
MEARIN PLUS 1009 Drainage channel body ^{1)4) **)}	1000	198	203	012140116	4,31	68	MR
MEARIN PLUS 1010 Drainage channel body ^{1)4) **)}	1000	203	208	012140118	4,38	68	MR
MEARIN PLUS 1011 Drainage channel body ^{1)4) **)}	1000	208	213	012140126	4,46	68	MR
MEARIN PLUS 1012 Drainage channel body ^{1)4) **)}	1000	213	218	012140128	4,54	68	MR
MEARIN PLUS 1013 Drainage channel body ^{1)4) **)}	1000	218	223	012140130	4,61	68	MR
MEARIN PLUS 1014 Drainage channel body ^{1)4) **)}	1000	223	228	012140132	4,69	68	MR
MEARIN PLUS 1015 Drainage channel body ^{1)4) **)}	1000	228	233	012140134	4,76	68	MR
MEARIN PLUS 1016 Drainage channel body ^{1)4) **)}	1000	233	238	012140136	4,84	68	MR
MEARIN PLUS 1017 Drainage channel body ^{1)4) **)}	1000	238	243	012140138	4,92	51	MR
MEARIN PLUS 1018 Drainage channel body ^{1)4) **)}	1000	243	248	012140140	4,99	51	MR
MEARIN PLUS 1019 Drainage channel body ^{1)4) **)}	1000	248	253	012140142	5,07	51	MR
MEARIN PLUS 1020 Drainage channel body ^{1)4) **)}	1000	253	258	012140144	5,14	51	MR

> NOTE The detailed explanation of the footnotes can be found on page 436.

MEARIN EXPERT 1000 DRAINAGE CHANNEL WITHOUT SLOPE WITH INTEGRATED EDGE MADE OF GALVANISED STEEL (V) OR STAINLESS-STEEL (E) AND SEALING JOINT ACCORDING TO EN 1433

Channels made of glass-fibre-reinforced composite. Clear width 100 mm, total width 132 mm. Suitable for all channel covers **MEA 100 CLIPFIX**, **MEA TSL 100** and **TSH 100 TOPSLOT**. For the realisation of water level slopes. Loading classes A 15 to E 600** according to EN 1433. Load capacity according to specification when installed according to the MEA installation instructions.

MEARIN EXPERT V 1000 complete drainage channel incl. cover **)

Article	Length (mm)	Height (mm)	EAN-Code	kg/unit	unit/pallet	MG
MEARIN EXPERT V 1000.0 complete channel with ductile iron slotted grating-D 400-1 m CXL ^{4) 14) *) **)}	1000	158	012140796	13,50	36	MR

MEARIN EXPERT V 1000 Drainage channel body without slope, loading classes up to E 600 **)

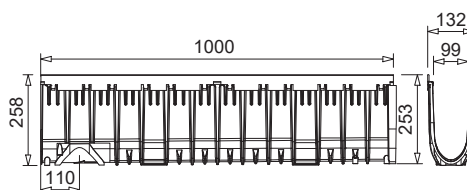

Article	Length (mm)	Height (mm)	EAN-Code	kg/unit	unit/pallet	MG
MEARIN EXPERT V 1000.0 Drainage channel body ^{4) 14) **)}	1000	158	012140058	5,60	85	MR
MEARIN EXPERT V 1000.1 Drainage channel body ^{3) **)}	500	158	012140060	2,80	170	MR
MEARIN EXPERT V 1000.1 RW Drainage channel body for change of drain direction ^{4) 14) 15) **)}	500	158	012140062	2,80	170	MR
MEARIN EXPERT V 1010.0 Drainage channel body ^{4) **)}	1000	208	012140180	6,41	68	MR
MEARIN EXPERT V 1010.1 Drainage channel body ^{3) **)}	500	208	012140182	3,20	136	MR
MEARIN EXPERT V 1010.1 RW Drainage channel body for change of drain direction ^{4) 15) **)}	500	208	012140184	3,20	136	MR
MEARIN EXPERT V 1020.0 Drainage channel body ^{4) **)}	1000	258	012140206	7,24	51	MR
MEARIN EXPERT V 1020.1 Drainage channel body ^{3) **)}	500	258	012140208	3,62	102	MR
MEARIN EXPERT V 1020.1 RW Drainage channel body for change of drain direction ^{4) 15) **)}	500	258	012140210	3,62	102	MR

MEARIN EXPERT E 1000 Drainage channel body without slope, loading classes up to E 600 **)

Article	Length (mm)	Height (mm)	EAN-Code	kg/unit	unit/pallet	MG
MEARIN EXPERT E 1000.0 Drainage channel body ^{4) **)}	1000	158	012140850	5,60	85	MR
MEARIN EXPERT E 1000.1 Drainage channel body ^{3) **)}	500	158	012140852	2,80	170	MR
MEARIN EXPERT E 1000.1 RW Drainage channel body for change of drain direction ^{4) **)}	500	158	012140854	2,80	170	MR
MEARIN EXPERT E 1010.0 Drainage channel body ^{4) **)}	1000	208	012140856	6,41	68	MR
MEARIN EXPERT E 1010.1 Drainage channel body ^{3) **)}	500	208	012140858	3,20	136	MR
MEARIN EXPERT E 1010.1 RW Drainage channel body for change of drain direction ^{4) **)}	500	208	012140860	3,20	136	MR
MEARIN EXPERT E 1020.0 Drainage channel body ^{4) **)}	1000	258	012140862	7,24	51	MR
MEARIN EXPERT E 1020.1 Drainage channel body ^{3) **)}	500	258	012140864	3,62	102	MR
MEARIN EXPERT E 1020.1 RW Drainage channel body for change of drain direction ^{4) **)}	500	258	012140866	3,62	102	MR

> **NOTE** The detailed explanation of the footnotes can be found on page 436.

MEARIN EXPERT 1000 DRAINAGE CHANNEL WITH SLOPE



012140204

MEARIN EXPERT V/E 1000 drainage channel with slope

MEARIN EXPERT 1000 DRAINAGE CHANNEL WITH SLOPE (0.5%) WITH INTEGRATED EDGE MADE OF GALVANISED STEEL (V) OR STAINLESS-STEEL (E) AND SEALING JOINT ACCORDING TO EN 1433

Channel body made of glass fiber reinforced composite. Clear width 100 mm, total width 132 mm. Suitable for all channel covers **MEA 100 CLIPFIX, TOPSLOTS TSL 100** and **TSH 100**. For the realisation of linear slope (with slope 0.5%). Loading classes A 15 to E 600** according to EN 1433. Load capacity according to specification when installed according to the MEA installation instructions

MEARIN EXPERT V 1000 drainage channel body with slope 0.5%, loading classes up to E 600 **)

Article	Length (mm)	Height (mm)	Height 2 (mm)	EAN-Code	kg/unit	unit/pallet	MG
MEARIN EXPERT V 1001 Drainage channel body ^{1)4) **)}	1000	158	163	012140160	5,77	85	MR
MEARIN EXPERT V 1002 Drainage channel body ^{1)4) **)}	1000	163	168	012140162	5,84	85	MR
MEARIN EXPERT V 1003 Drainage channel body ^{1)4) **)}	1000	168	173	012140164	5,92	85	MR
MEARIN EXPERT V 1004 Drainage channel body ^{1)4) **)}	1000	173	178	012140166	5,99	85	MR
MEARIN EXPERT V 1005 Drainage channel body ^{1)4) **)}	1000	178	183	012140168	6,07	85	MR
MEARIN EXPERT V 1006 Drainage channel body ^{1)4) **)}	1000	183	188	012140170	6,15	68	MR
MEARIN EXPERT V 1007 Drainage channel body ^{1)4) **)}	1000	188	193	012140172	6,22	68	MR
MEARIN EXPERT V 1008 Drainage channel body ^{1)4) **)}	1000	193	198	012140174	6,30	68	MR
MEARIN EXPERT V 1009 Drainage channel body ^{1)4) **)}	1000	198	203	012140176	6,37	68	MR
MEARIN EXPERT V 1010 Drainage channel body ^{1)4) **)}	1000	203	208	012140178	6,45	68	MR
MEARIN EXPERT V 1011 Drainage channel body ^{1)4) **)}	1000	208	213	012140186	6,53	68	MR
MEARIN EXPERT V 1012 Drainage channel body ^{1)4) **)}	1000	213	218	012140188	6,60	68	MR
MEARIN EXPERT V 1013 Drainage channel body ^{1)4) **)}	1000	218	223	012140190	6,68	68	MR
MEARIN EXPERT V 1014 Drainage channel body ^{1)4) **)}	1000	223	228	012140192	6,75	68	MR
MEARIN EXPERT V 1015 Drainage channel body ^{1)4) **)}	1000	228	233	012140194	6,83	68	MR
MEARIN EXPERT V 1016 Drainage channel body ^{1)4) **)}	1000	233	238	012140196	6,91	68	MR
MEARIN EXPERT V 1017 Drainage channel body ^{1)4) **)}	1000	238	243	012140198	6,98	51	MR
MEARIN EXPERT V 1018 Drainage channel body ^{1)4) **)}	1000	243	248	012140200	7,06	51	MR
MEARIN EXPERT V 1019 Drainage channel body ^{1)4) **)}	1000	248	253	012140202	7,13	51	MR
MEARIN EXPERT V 1020 Drainage channel body ^{1)4) **)}	1000	253	258	012140204	7,21	51	MR

> NOTE The detailed explanation of the footnotes can be found on page 436.

MEARIN EXPERT 1000 DRAINAGE CHANNEL WITH SLOPE (0.5%) WITH INTEGRATED EDGE MADE OF GALVANISED STEEL (V) OR STAINLESS-STEEL (E) AND SEALING JOINT ACCORDING TO EN 1433

Channel body made of glass fiber reinforced composite. Clear width 100 mm, total width 132 mm. Suitable for all channel covers **MEA 100 CLIPFIX, TOPSLOTS TSL 100** and **TSH 100**. For the realisation of linear slope (with slope 0.5%). Loading classes A 15 to E 600** according to EN 1433. Load capacity according to specification when installed according to the MEA installation instructions

MEARIN EXPERT E 1000 drainage channel body with slope 0.5%, loading classes up to E 600 **)

Article	Length (mm)	Height (mm)	Height 2 (mm)	EAN-Code	kg/unit	unit/pallet	MG
MEARIN EXPERT E 1001 Drainage channel ^{1) 4) **)}	1000	158	163	012140868	5,77	85	MR
MEARIN EXPERT E 1002 Drainage channel ^{1) 4) **)}	1000	163	168	012140870	5,84	85	MR
MEARIN EXPERT E 1003 Drainage channel ^{1) 4) **)}	1000	168	173	012140872	5,92	85	MR
MEARIN EXPERT E 1004 Drainage channel ^{1) 4) **)}	1000	173	178	012140874	5,99	85	MR
MEARIN EXPERT E 1005 Drainage channel ^{1) 4) **)}	1000	178	183	012140876	6,07	85	MR
MEARIN EXPERT E 1006 Drainage channel ^{1) 4) **)}	1000	183	188	012140878	6,15	68	MR
MEARIN EXPERT E 1007 Drainage channel ^{1) 4) **)}	1000	188	193	012140880	6,22	68	MR
MEARIN EXPERT E 1008 Drainage channel ^{1) 4) **)}	1000	193	198	012140882	6,30	68	MR
MEARIN EXPERT E 1009 Drainage channel ^{1) 4) **)}	1000	198	203	012140884	6,37	68	MR
MEARIN EXPERT E 1010 Drainage channel ^{1) 4) **)}	1000	203	208	012140886	6,45	68	MR
MEARIN EXPERT E 1011 Drainage channel ^{1) 4) **)}	1000	208	213	012140888	6,53	68	MR
MEARIN EXPERT E 1012 Drainage channel ^{1) 4) **)}	1000	213	218	012140890	6,75	68	MR
MEARIN EXPERT E 1013 Drainage channel ^{1) 4) **)}	1000	218	223	012140892	6,75	68	MR
MEARIN EXPERT E 1014 Drainage channel ^{1) 4) **)}	1000	223	228	012140894	6,75	68	MR
MEARIN EXPERT E 1015 Drainage channel ^{1) 4) **)}	1000	228	233	012140896	6,83	68	MR
MEARIN EXPERT E 1016 Drainage channel ^{1) 4) **)}	1000	233	238	012140898	6,91	68	MR
MEARIN EXPERT E 1017 Drainage channel ^{1) 4) **)}	1000	238	243	012140900	6,98	51	MR
MEARIN EXPERT E 1018 Drainage channel ^{1) 4) **)}	1000	243	248	012140902	7,06	51	MR
MEARIN EXPERT E 1019 Drainage channel ^{1) 4) **)}	1000	248	253	012140904	7,13	51	MR
MEARIN EXPERT E 1020 Drainage channel ^{1) 4) **)}	1000	253	258	012140906	7,21	51	MR

Polymer concrete

Concrete


Metal

Rainwater treatment

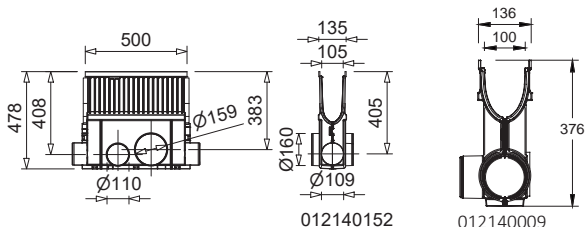
Door mat

> **NOTE** The detailed explanation of the footnotes can be found on page 436.

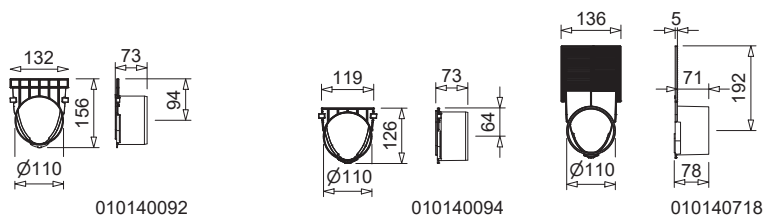
MEARIN PLUS/EXPERT 1000 ACCESSORIES



MEARIN PLUS/EXPERT 1000 gullies



MEARIN PLUS/EXPERT 1000 end caps and connectors



MEARIN PLUS/EXPERT 1000 ACCESSORIES

MEARIN PLUS 1000 complete silt box with drainage channel cover, with sediment bucket **)

Article	Length (mm)	Height (mm)	EAN-Code	kg/unit	unit/pallet	MG
MEARIN PLUS 1000.EK silt box incl. galv. slotted grating-A 15-0.5 m TX + sediment bucket *)**)	500	376	012140830	5,44	16	MR
MEARIN PLUS 1000.EK silt box incl. galv. mesh grating-B 125-0.5 m CXL + sediment bucket *)**)	500	376	012140832	6,91	16	MR
MEARIN PLUS 1000.EK silt box incl. ductile iron slotted grating-C 250-0.5 m CXL + sediment bucket *)**)	500	376	012140788	8,08	16	MR

> NOTE The detailed explanation of the footnotes can be found on page 436.

MEARIN PLUS/EXPERT 1000 ACCESSORIES

MEARIN PLUS (BLACK) 1000 silt box without drainage channel cover, with sediment bucket **)

Article	Length (mm)	Height (mm)	EAN-Code	kg/unit	unit/pallet	MG
MEARIN PLUS 1000.EK silt box with pipe connector Ø 110 mm + sediment bucket **)	500	376	012140008	4,40	16	MR
MEARIN PLUS 1000.EK silt box with pipe connector Ø 110 mm on one side for construction close to a facade + sediment bucket **)	500	376	012140009	4,70	16	MR
MEARIN PLUS 1020.EK silt box with pipe connector Ø 110 mm / Ø 160 mm incl. sediment bucket and distance pieces **)	500	478	012140152	5,78	16	MR
MEARIN PLUS BLACK 1000.EK silt box with pipe connector Ø 110 mm + sediment bucket **)	500	376	012140570	4,61	16	MR

MEARIN EXPERT V 1000 complete silt box with drainage channel cover, with sediment bucket **)

Article	Length (mm)	Height (mm)	EAN-Code	kg/unit	unit/pallet	MG
MEARIN EXPERT V 1000.EK silt box incl. ductile iron grating-D 400-0.5 m CXL + sediment bucket **) **)	500	376	012140798	10,07	16	MR

MEARIN EXPERT V 1000 silt box without drainage channel cover, with sediment bucket **)

Article	Length (mm)	Height (mm)	EAN-Code	kg/unit	unit/pallet	MG
MEARIN EXPERT V 1000.EK silt box with pipe connector Ø 110 mm + sediment bucket **)	500	376	012140064	5,40	16	MR
MEARIN EXPERT V 1020.EK silt box with pipe connector Ø 110 mm/ Ø 160 mm incl. sediment bucket and distance pieces **)	500	478	012140212	6,82	16	MR

MEARIN EXPERT E 1000 Silt box without drainage channel cover, with sediment bucket **)

Article	Length (mm)	Height (mm)	EAN-Code	kg/unit	unit/pallet	MG
MEARIN EXPERT E 1000.EK silt box with pipe connector Ø 110 mm + sediment bucket **)	500	376	012140908	5,40	16	MR
MEARIN EXPERT E 1020.EK silt box with pipe connector Ø 110 mm/ Ø 160 mm + sediment bucket **)	500	487	012140910	6,82	16	MR

MEARIN PLUS F 1000 end caps for shallow channels

Article	Material	Height (mm)	EAN-Code	kg/unit	unit/pallet	MG
MEARIN PLUS F 1000.SE End cap closed for shallow channel start/end	PC	55	010140748	0,03	1	MR
MEARIN PLUS F BLACK 1000.SE End cap closed for shallow channel start/end	PC	55	010140751	0,03	1	MR

> **NOTE** The detailed explanation of the footnotes can be found on page 436.

MEARIN PLUS/EXPERT 1000 ACCESSORIES

MEARIN PLUS/EXPERT 1000 End caps

Article	Material	Height (mm)	Height 2 (mm)	EAN-Code	kg/unit	unit/pallet	MG
MEARIN PLUS/EXPERT 1000-1020.SE/Ø110 End cap closed for channel start/end with optional pipe connection Ø 110 mm, height-adjustable	PC	155	255	010140718	0,06	1	MR
MEARIN PLUS/EXPERT 1000.SE End cap closed for channel start/end	PP	156	-	010140090	0,04	1	MR
MEARIN PLUS/EXPERT 1000.E End cap with pipe outlet Ø 110 mm for channel end	PP	156	-	010140092	0,06	1	MR
MEARIN PLUS/EXPERT 1000.ES End cap with pipe outlet Ø 110 mm for a lateral channel connection	PP	126	-	010140094	0,08	1	MR
MEARIN PLUS BLACK 1000.SE End cap closed for channel start/end	PP	156	-	010140572	0,04	1	MR
MEARIN PLUS BLACK 1000.E End cap with outlet Ø 110 mm	PP	156	-	010140573	0,04	1	MR

MEARIN PLUS 1000 Frame made of ductile iron incl. accessories, F 900

Article	Length (mm)	Height (mm)	Material	EAN-Code	kg/unit	unit/pallet	MG
MEARIN PLUS 1000 ductile iron frame-F	500	21	Ductile iron	010153735	4,50	1	MR
MEARIN PLUS 1000 end cap galvanised steel for ductile iron frame	1	52	Galv. steel	010140772	0,10	1	MR

MEARIN PLUS (BLACK)/EXPERT 1000 Connection accessories

Article	Material	EAN-Code	kg/unit	unit/pallet	MG
MEARIN PLUS/EXPERT 1000.0 Adapter for lateral channel connection, for corner, T and cross connections	PP	010140096	0,04	1	MR
MEARIN PLUS/EXPERT 1010.0 Adapter for lateral channel connection, for corner, T and cross connection	PC	010140620	0,07	1	MR
MEARIN PLUS/EXPERT 1020.0 Adapter for lateral channel connection, for corner, T and cross connection	PC	010140622	0,08	1	MR
MEARIN PLUS/EXPERT 1010.T Channel connector for strand low point, channels No. 10	PC	010140624	0,04	1	MR
MEARIN PLUS/EXPERT 1020.T Channel connector for strand low point, channels No. 20	PC	010140626	0,05	1	MR
MEARIN PLUS/EXPERT 1000 Vertical outlet connection Ø 110 mm	PP	010140098	0,08	1	MR
MEARIN PLUS/EXPERT 1000 Odour trap, contains dirt filter and dirt trap	PP	010140100	0,20	1	MR
MEARIN PLUS/EXPERT 1000 Drainage kit, contains vertical outlet connector Ø 110 mm, odour trap and 2 end caps closed	PP	010140104	0,35	1	MR
MEARIN PLUS BLACK 1000 Outlet kit with vertical outlet connector Ø 110 mm, odour seal and 2 BLACK end caps closed	PP	010140105	0,35	1	MR

> **NOTE** The detailed explanation of the footnotes can be found on page 436.


MEARIN PLUS/EXPERT 1000 ACCESSORIES

Jointing compounds for STANDARD applications ***)

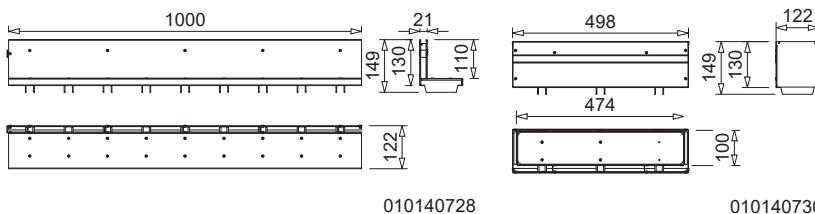
Article	Material	EAN-Code	kg/unit	unit/pallet	MG
SABA MS Floor GREY sealant 600 ml in a bag, stable ***)	MS-polymer-basis	010152708	0,88	1	PG
SABA MS Floor BLACK sealant 600 ml in a bag, stable ***)	MS-polymer-basis	010152700	0,84	1	PG
SABA Primer 9102 for undercoat, 1 liter	Silane-basis	010155803	0,92	1	PG
Joint Cleaner solvent 48, 1 liter, Cleaner for adhesive flanks	-	010155807	0,84	1	PG
Dispensing gun for 600 ml bags	-	010152707	0,63	1	PG

> **NOTE** The detailed explanation of the footnotes can be found on page 436.

MEA TOPSLOT



MEA TSL 100 TOPSLOT
lateral, neck height 110 mm

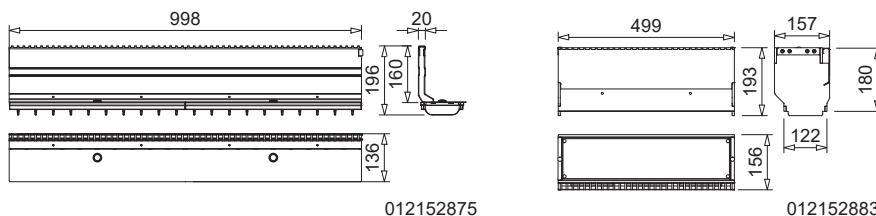


010140728

010140730



MEA TSH 100 TOPSLOT
lateral, neck height 160 mm

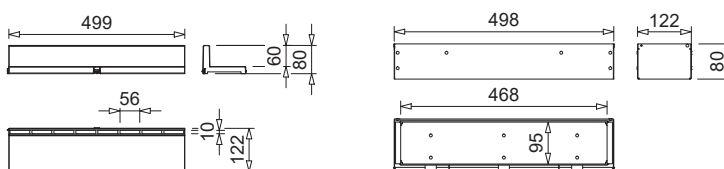


012152875

012152883



MEA TSC 100 TOPSLOT
lateral, PP, neck height 60 mm

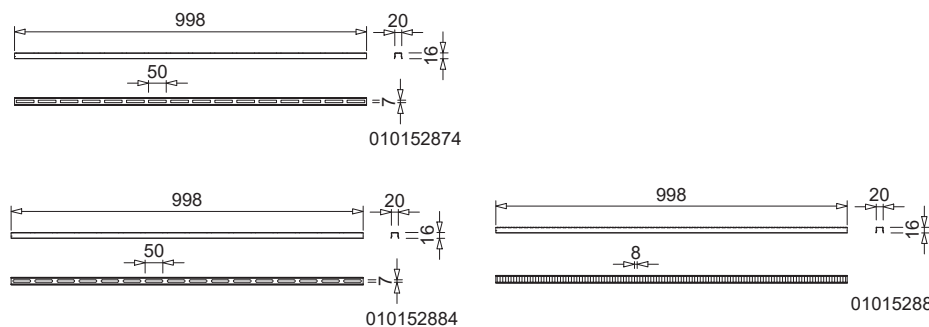


010152860

010152859



NEW
MEA TS E-BLADE covers
for MEA TSC TOPSLOTS



010152874

010152884

010152886

MEA TSL 100 TOPSLOT

MEA TSL 100 TOPSLOT suitable for channel systems **MEARIN PLUS/EXPERT 1000**, **MEARIN PLUS F 1000**, **MEAFUID 100**, **MEADRAIN SV/SE/SG 1000**, **MEADRAIN SVF/SEF 1000** and **MEAHOME PLUS**. Covers all ranges of application. Loading classes A 15 to B 125 according to EN 1433. Load capacity according to specification, when installed according to the MEA installation instructions.

MEA TSL 100 TOPSLOT lateral, neck height 110 mm, loading class B 125

Article	Material	Length (mm)	Inl. sect. area Ø cm ² /m above	EAN-Code	kg/unit	unit/pallet	MG
MEA TSL 100.0 / 110 TOPSLOT-B 125-Galv.steel-1 m-lateral	Galv. steel	1000	150	010140728	4,67	1	GR
MEA TSL 100.1 / 110 TOPSLOT-B 125-Galv.steel-0.5 m-lateral	Galv. steel	500	150	010140736	2,38	1	GR
MEA TSL 100.R / 110 Inspection element upper part-B 125-Galv. steel-0.5 m-lateral	Galv. steel	500	150	010140730	3,40	1	GR
MEA TSL 100.0 / 110 TOPSLOT-B 125-Stainl.steel-AISI 304-1 m-lateral *)	Stainl. steel	1000	150	010140732	4,65	1	GR
MEA TSL 100.1 / 110 TOPSLOT-B 125-Stainl.steel-AISI 304-0.5 m-lateral *)	Stainl. steel	500	150	010140738	2,30	1	GR
MEA TSL 100.R / 110 Inspection element upper part-B 125-Stainl. steel-AISI 304-0.5 m-lateral *)	Stainl. steel	500	150	010140734	3,38	1	GR
MEA TSL 100.0 / 110 TOPSLOT-B 125-Stainl.steel-AISI 316-1 m-lateral *)	Stainl. steel (AISI 316)	1000	150	010140733	4,66	1	GR
MEA TSL 100.1 / 110 TOPSLOT-B 125-Stainl.steel-AISI 316-0.5 m-lateral *)	Stainl. steel (AISI 316)	500	150	010140739	2,44	1	GR
MEA TSL 100.R / 110 Inspection element upper part-B 125-Stainl.steel-AISI 316-0.5 m-lateral *)	Stainl. steel (AISI 316)	500	150	010140735	3,41	1	GR

MEA TSL 100 TOPSLOT ACCESSORIES

MEA TSL 100 TOPSLOT accessories

Article	Material	Length (mm)	Height (mm)	EAN-Code	kg/unit	unit/pallet	MG
MEA TSL.SE End cap made of stainless-steel-AISI 304 *)	Stainl. steel	10	109	010712497	0,27	1	GR
MEA TSL 100.T0-Dirt trap grating-Stainl. steel-AISI 304-1 m *)	Stainl. steel	1000	10	010712481	0,15	1	GR
MEA TSL 100.T1-Dirt trap grating-Stainl. steel-AISI 304-0.5 m *)	Stainl. steel	500	10	010712485	0,07	1	GR
MEA TSL 100.T0-Dirt trap grating-Stainl. steel-AISI 316-1 m *)	Stainl. steel (AISI 316)	1000	10	010712489	0,16	1	GR
MEA TSL 100.T1-Dirt trap grating-Stainl. steel-AISI 316-0.5 m *)	Stainl. steel (AISI 316)	500	10	010712493	0,08	1	GR
MEA TSL-TSC Grate hook for TOPSLOT, 2 pieces required	Galv. steel	105	500	010152113	0,42	1	GR

> **NOTE** The detailed explanation of the footnotes can be found on page 436.

MEA TSH 100 TOPSLOT

MEA TSH 100 TOPSLOT suitable for channel systems **MEARIN PLUS/EXPERT 1000**, **MEARIN PLUS F 1000**, **MEADRAIN EN 1000**, **MEADRAIN SV/SE/SG 1000** and **MEADRAIN SVF/SEF 1000**. Covers all ranges of applications. Loading classes A 15 to E 600** according to EN 1433. Load capacity according to specification, when installed according to the MEA installation instructions.

MEA TSH 100 TOPSLOT lateral, neck height 160 mm, loading class E 600 **)

Article	Material	Length (mm)	Inl. sect. area Ø cm ² /m above	EAN-Code	kg/unit	unit/pallet	MG
MEA TSH 100.0 / 160 TOPSLOT-E 600-Galv.steel-1 m-lateral incl. 2 ductile iron grates **)	Galv. steel	1000	96	012152875	10,80	1	GR
MEA TSH 100.1 / 160 TOPSLOT-E 600-Galv.steel-0.5 m-lateral incl. ductile iron grate **)	Galv. steel	500	96	012152877	5,40	1	GR
MEA TSH 100.R / 160 Inspection element upper part-E 600-Galv.-0.5 m-lateral **)	Galv. steel	500	96	012152883	13,50	1	GR
MEA TSH 100.0 / 160 TOPSLOT-E 600-Stainl.steel-1 m-lateral incl. 2 ductile iron grates **)	Stainl. steel	1000	96	012152879	10,80	1	GR
MEA TSH 100.1 / 160 TOPSLOT-E 600-Stainl.steel-0.5 m-lateral incl. ductile iron grate **)	Stainl. steel	500	96	012152881	5,40	1	GR
MEA TSH 100.R / 160 Inspection element upper part-E 600-Stainl.steel-0.5 m-lateral **)	Stainl. steel	500	96	012152885	13,50	1	GR

MEA TSH 100 TOPSLOT ACCESSORIES

MEA TSH TOPSLOT end caps

Article	Material	Height (mm)	EAN-Code	kg/unit	unit/pallet	MG
MEA TSH.SE End cap made of galvanised steel	Galv. steel	156	012159030	0,03	1	GR
MEA TSH.SE End cap made of stainless-steel *)	Stainl. steel	156	012159031	0,03	1	GR

MEA TSH TOPSLOT accessories

Article	Material	EAN-Code	kg/unit	unit/pallet	MG
MEA TSH Construction cover-S, 1 m for TOPSLOT *)	Galv. steel	010159893	0,29	1	GR
MEA TSH Construction cover-R, 0.5 m for revision attachment *)	Galv. steel	010159895	0,16	1	GR
MEA TSH plastic caps for Inspection element upper part-thread for replacement delivery	PP	010152866	0,01	1	GR
MEA TSH quick connector for grating for replacement delivery	PP	010152900	0,01	1	GR
MEA TSH assembly tool- 2 items necessary	Galv. steel	010152858	0,19	1	GR

> **NOTE** The detailed explanation of the footnotes can be found on page 436.

MEA TSC 100 TOPSLOT

suitable for the channel systems **MEARIN PLUS/MEARIN EXPERT 1000, MEAHOME PLUS** and **MEADRAIN SV/SE/SG 1000, SVF/SEF 1000**. Loading classes A 15 according to EN 1433. Loading capacity as specified, when installed according to MEA installation instructions.

MEA TSC 100 TOPSLOT lateral, PP, neck height 60 mm, loading class A 15

Article	Material	Length (mm)	Inl. sect. area Ø cm ² /m above	EAN-Code	kg/unit	unit/pallet	MG
MEA TSC 100/60 TOPSLOT-A 15-PP-0.5 m	Plastic	500	90	010152860	0,45	1	DY
MEA TSC 100.R/60-Galv. inspection element-A 15-0.5 m	Galv. steel	500	153	010152859	2,28	1	DY

MEA TSC 100 ACCESSORIES

MEA TSL / TSC 100 Topslots Accessories

Article	Material	EAN-Code	kg/unit	unit/pallet	MG
MEA TSL-TSC Grate hook for TOPSLOT, 2 pieces required	Galv. steel	010152113	0,42	1	GR

NEW MEA TS E-BLADE covers for MEA TSC TOPSLOTS

Article	Material	Length (mm)	Width (mm)	Height (mm)	EAN-Code	kg/unit	unit/pallet	MG
MEA TS E-Blade S-1 m- Design clip-on grille for MEA TSC TOPSLOTS *)	Stainl. steel	1000	22	16	010152874	0,28	1	DY
MEA TS E-Blade R-1 m- Design clip-on grille for MEA TSC TOPSLOTS *)	Stainl. steel	1000	22	16	010152884	0,28	1	DY
MEA TS E-Blade L-1 m- Design clip-on grille for MEA TSC TOPSLOTS *)	Stainl. steel	1000	22	16	010152886	0,28	1	DY

> **NOTE** The detailed explanation of the footnotes can be found on page 436.

MEA 100 CLIPFIX CHANNEL COVERS



Plastic longitudinal bar grating




Plastic longitudinal bar grating



Recycled plastic slotted grating




Mesh grating 30/10




Slotted grating



Perforated grating



Longitudinal bar grating



NEW MEA PRIME channel cover



Longitudinal bar grating



Ductile iron slotted grating



Ductile iron slotted grating, heelguard




Design grating WAVE



Design grating BAVARIA



Design grating HONEYCOMB



Ductile iron cover closed

MEARIN PLUS/EXPERT 100 TOPFIX CHANNEL COVERS

Suitable for **MEARIN PLUS/EXPERT 1000**, **MEAFUID**, **MEAHOME PLUS** and **MEAPARK**. Additionally boltable and with loading class A 15 according to EN 1433.

MEA 100 channel covers, loading class A 15 with non-bolted TOPFIX channel cover securement

Article	Material	Length (mm)	Inl. sect. area Ø cm ² /m above	EAN-Code	kg/unit	unit/pallet	MG
MEA 100 Galv. slotted grating-A 15-1 m 10/85 TX *)	Galv. steel	1000	280	010141704	1,13	400	GR
MEA 100 Galv. slotted grating-A 15-0.5 m 10/85 TX *)	Galv. steel	500	280	010141703	0,65	1	GR
MEA 100 Stainl. steel slotted grating-A 15-1 m 10/85 TX *)	Stainl. steel	1000	280	010141732	1,42	400	GR
MEA 100 Stainl. steel slotted grating-A 15-0.5 m 10/85 TX *)	Stainl. steel	500	280	010141734	0,71	1	GR

> NOTE The detailed explanation of the footnotes can be found on page 436.

MEA 100 CLIPFIX CHANNEL COVERS

With non-bolted CLIPFIX channel cover securement, with and without longitudinal shift protection. Suitable for the systems **MEARIN PLUS/EXPERT 1000, MEARIN PLUS F 1000, MEAHOME PLUS, MEAFLUID 1000, MEAPARK, MEADRAIN SV/SE/SG 1000** and **MEADRAIN SVF/SEF 1000**. For drainage channel body and silt box, total width of grates 122 mm. Loading classes A 15 to E 600** according to EN 1433.

MEA 100 channel covers, loading class A 15 with non-bolted CLIPFIX channel cover securement

Article	Material	Length (mm)	Inl. sect. area Ø cm ² /m above	EAN-Code	kg/unit	unit/pallet	MG
MEA 100 Plastic longitudinal bar grating-A-0.5 m 39/7.7 CXL, black, heelguard	PP	500	159	010152570	0,40	252	GR
MEA 100 Plastic longitudinal bar grating-A-0.5 m 39/7.7 CXL, grey, heelguard	PP	500	159	010152572	0,40	252	GR
MEA 100 Galv. slotted grating-A 15-1 m 10/85 CX	Galv. steel	1000	280	010152107	1,42	150	GR
MEA 100 Galv. slotted grating-A 15-0.5 m 10/85 CX	Galv. steel	500	280	010152109	0,85	300	GR
MEA 100 Galv. longitudinal bar grating-A 15-1 m CX	Galv. steel	1000	609	010730798	2,87	300	GR
MEA 100 Galv. longitudinal bar grating-A 15-0.5 m CX	Galv. steel	500	609	010730800	1,49	300	GR
MEA 100 Galv. mesh grating-A 15-1 m 30/10 CX	Galv. steel	1000	845	010152204	2,48	168	GR
MEA 100 Galv. mesh grating-A 15-0.5 m 30/10 CX	Galv. steel	500	845	010152209	1,25	300	GR
MEA 100 Galv. perforated grating-A 15-1 m Ø 6 mm CX, heelguard *)	Galv. steel	1000	170	010152920	1,75	150	GR
MEA 100 Galv. perforated grating-A 15-0.5 m Ø 6 mm CX, heelguard *)	Galv. steel	500	170	010152922	0,95	100	GR
MEA 100 Stainl. steel slotted grating-A 15-1 m 10/85 CX *)	Stainl. steel	1000	280	010152223	1,42	100	GR
MEA 100 Stainl. steel slotted grating-A 15-0.5 m 10/85 CX *)	Stainl. steel	500	280	010152225	0,87	204	GR
MEA 100 Stainl. steel longitudinal bar grating-A 15-1 m CX *)	Stainl. steel	1000	609	010730802	2,73	60	GR
MEA 100 Stainl. steel longitudinal bar grating-A 15-0.5 m CX *)	Stainl. steel	500	609	010730804	1,35	300	GR
MEA 100 Stainl. steel mesh grating-A 15-1 m 30/10 CX *)	Stainl. steel	1000	845	010730334	2,20	100	GR
MEA 100 Stainl. steel mesh grating-A 15-0.5 m 30/10 CX *)	Stainl. steel	500	845	010730336	1,40	300	GR
MEA 100 Stainl. steel perforated grating-A 15-1 m Ø 6 mm CX, heelguard *)	Stainl. steel	1000	170	010152924	1,75	100	GR
MEA 100 Stainl. steel perforated grating-A 15-0.5 m Ø 6 mm CX, heelguard *)	Stainl. steel	500	170	010152926	0,95	50	GR

Polymer concrete

Concrete

Metal

MEA 100 channel covers, loading class B 125 with non-bolted CLIPFIX channel cover securement

Article	Material	Length (mm)	Inl. sect. area Ø cm ² /m above	EAN-Code	kg/unit	unit/pallet	MG
MEA 100 Ductile iron slotted grating-B 125-0.5 m 12/95 CXL *)****)	Ductile iron	500	556	010145125	2,20	272	GR
MEA 100 recycled plastic slotted grating-B 125-0.5 m 6/45 CXL, heelguard	Regranulate	500	207	010152428	0,85	252	GR
MEA 100 Galv. longitudinal bar grating-B 125-1 m 31/7 CXL, heelguard	Galv. steel	1000	590	010730806	4,00	96	GR
MEA 100 Galv. longitudinal bar grating-B 125-0.5 m 31/7 CXL, heelguard	Galv. steel	500	590	010730808	1,99	300	GR
MEA 100 Galv. mesh grating-B 125-1 m 30/10 CXL	Galv. steel	1000	845	010152324	3,23	150	GR
MEA 100 Galv. mesh grating-B 125-0.5 m 30/10 CXL	Galv. steel	500	845	010152326	1,71	300	GR
MEA 100 Stainl. steel longitudinal bar grating-B 125-1 m 31/7 CXL, heelguard *)	Stainl. steel	1000	590	010730810	3,57	48	GR
MEA 100 Stainl. steel longitudinal bar grating-B 125-0.5 m 31/7 CXL, heelguard *)	Stainl. steel	500	590	010730812	1,86	300	GR
MEA 100 Stainl. steel (AISI 304) PRIME grating-B 125-1 m 30/5 CXL, heelguard *)	Stainl. steel	1000	436	010730817	4,50	1	GR

Rainwater treatment

Door mat

> **NOTE** The detailed explanation of the footnotes can be found on page 436.

MEA 100 CLIPFIX CHANNEL COVERS

With non-bolted CLIPFIX channel cover securement, with and without longitudinal shift protection. Suitable for the systems **MEARIN PLUS/EXPERT 1000**, **MEARIN PLUS F 1000**, **MEAHOME PLUS**, **MEAFUID 1000**, **MEAPARK**, **MEADRAIN SV/SE/SG 1000** and **MEADRAIN SVF/SEF 1000**. For drainage channel body and silt box, total width of grates 122 mm. Loading classes A 15 to E 600** according to EN 1433.

MEA 100 channel covers, loading class C 250 with non-bolted CLIPFIX channel cover securement

Article	Material	Length (mm)	Inl. sect. area Ø cm ² /m above	EAN-Code	kg/unit	unit/pallet	MG
MEA 100 Ductile iron slotted grating-C 250-0.5 m 10/95 CXL *)****)	Ductile iron	500	350	010152553	3,18	272	GR
MEA 100 Ductile iron slotted grating-C 250-0.5 m 5/95 CXL, heelguard *)****)	Ductile iron	500	156	010152555	3,31	272	GR
MEA 100 Design grating BAVARIA-C 250-0.5 m 10/21 CXL *)****)	Ductile iron	500	292	010152914	2,95	204	GR
MEA 100 Design grating HONEYCOMB-C 250-0.5 m 15/17 CXL *)****)	Ductile iron	500	206	010152910	3,38	204	GR
MEA 100 Ductile iron WAVE-grating-C 250-0.5 m 19/24 CXL *)****)	Ductile iron	500	546	010152440	3,84	216	GR
MEA 100 Plastic slotted grating-C 250-0.5 m 6/45 CXL, heelguard	Plastic	500	207	010152421	1,07	252	GR
MEA 100 Galv. slotted grating-C 250-1 m 10/85 CXL	Galv. steel	1000	280	010152442	4,40	150	GR
MEA 100 Galv. slotted grating-C 250-0.5 m 10/85 CXL	Galv. steel	500	280	010152444	2,10	150	GR
MEA 100 Galv. mesh grating-C 250-1 m 30/10 CXL	Galv. steel	1000	857	010152328	5,92	150	GR
MEA 100 Galv. mesh grating-C 250-0.5 m 30/10 CXL	Galv. steel	500	857	010152330	2,76	195	GR
MEA 100 perforated grating-Ø 6 mm-C 250-galv.steel-1 m CXL, heelguard	Galv. steel	1000	170	010152928	4,11	100	GR
MEA 100 perforated grating-Ø 6 mm-C 250-galv.steel-0.5 m CXL, heelguard	Galv. steel	500	170	010152930	2,05	100	GR
MEA 100 Stainl. steel slotted grating-C 250-1 m 10/85 CXL *)	Stainl. steel	1000	280	010152446	4,24	150	GR
MEA 100 Stainl. steel slotted grating-C 250-0.5 m 10/85 CXL *)	Stainl. steel	500	280	010152448	2,10	300	GR
MEA 100 Stainl. steel longitudinal bar grating-C 250-1 m 31/7 CXL, heelguard *)	Stainl. steel	1000	590	010152450	4,48	100	GR
MEA 100 Stainl. steel longitudinal bar grating-C 250-0.5 m 31/7 CXL, heelguard *)	Stainl. steel	500	590	010152452	2,86	30	GR
MEA 100 Stainl.steel mesh grating-C 250-1 m 30/10 CXL *)	Stainl. steel	1000	857	010152332	5,17	60	GR
MEA 100 Stainl.steel mesh grating-C 250-0.5 m 30/10 CXL *)	Stainl. steel	500	857	010152334	2,64	150	GR
MEA 100 perforated grating-Ø 6 mm-C 250-stainl.steel-1 m CXL, heelguard *)	Stainl. steel	1000	170	010152932	4,11	100	GR
MEA 100 perforated grating-Ø 6 mm-C 250-stainl.steel-0.5 m CXL, heelguard *)	Stainl. steel	500	170	010152934	2,05	100	GR

MEA 100 channel covers, loading class D 400 with non-bolted CLIPFIX channel cover securement **)

Article	Material	Length (mm)	Inl. sect. area Ø cm ² /m above	EAN-Code	kg/unit	unit/pallet	MG
MEA 100 Ductile iron slotted grating-D 400-0.5 m 11/95 CXL *)***)****)	Ductile iron	500	410	010712677	3,50	256	GR
MEA 100 Ductile iron slotted grating-D 400-0.5 m 5/95 CXL, heelguard *)***)****)	Ductile iron	500	186	010152767	4,18	256	GR
MEA 100 Design grating BAVARIA-D 400-0.5 m 10/21 CXL *)***)****)	Ductile iron	500	292	010713124	3,48	216	GR
MEA 100 Design grating HONEYCOMB-D 400-0.5 m 15/17 CXL *)***)****)	Ductile iron	500	206	010713120	3,42	216	GR
MEA 100 Galv. mesh grating-D 400-1 m 30/10 CXL *)**)	Galv. steel	1000	845	010152335	5,90	100	GR
MEA 100 Galv. mesh grating-D 400-0.5 m 30/10 CXL *)**)	Galv. steel	500	845	010152337	2,90	150	GR
MEA 100 Stainl.steel mesh grating-D 400-1 m 30/10 CXL *)**)	Stainl. steel	1000	845	010152351	5,90	100	GR
MEA 100 Stainl.steel mesh grating-D 400-0.5 m 30/10 CXL *)**)	Stainl. steel	500	845	010152353	2,90	10	GR

> NOTE The detailed explanation of the footnotes can be found on page 436.

MEA 100 CLIPFIX CHANNEL COVERS

With non-bolted CLIPFIX channel cover securement, with and without longitudinal shift protection. Suitable for the systems **MEARIN PLUS/EXPERT 1000, MEARIN PLUS F 1000, MEAHOME PLUS, MEAFLUID 1000, MEAPARK, MEADRAIN SV/SE/SG 1000** and **MEADRAIN SVF/SEF 1000**.

For drainage channel body and silt box, total width of grates 122 mm. Loading classes A 15 to E 600** according to EN 1433.

MEA 100 channel covers, loading class E 600 with non-bolted CLIPFIX channel cover securement **)

Article	Material	Length (mm)	Inl. sect. area Ø cm ² /m above	EAN-Code	kg/unit	unit/pallet	MG
MEA 100 Ductile iron slotted grating-E 600-0.5 m 11/95 CXL *)***)****)	Ductile iron	500	410	010712671	3,83	216	GR
MEA 100 Ductile iron slotted grating-E 600-0.5 m 5/95 CXL, heelguard *)***)****)	Ductile iron	500	156	010712970	4,22	216	GR
MEA 100 Ductile iron longitudinal bar grating-E 600-0.5 m 19/7.7 CXL, heelguard ²⁰⁾ *)***)****)	Ductile iron	500	380	010712703	3,56	204	GR
MEA 100 Ductile iron WAVE-grating-E 600-0.5 m 19/24 CXL *)***)****)	Ductile iron	500	309	010712679	4,50	200	GR
MEA 100 Ductile iron solid cover-E 600-0.5 m CXL *)***)****)	Ductile iron	500	-	010152558	4,20	1	GR
MEA 100 Galv. slotted grating-E 600-1 m 10/85 CXL **)	Galv. steel	1000	280	010712972	8,70	150	GR
MEA 100 Galv. slotted grating-E 600-0.5 m 10/85 CXL **)	Galv. steel	500	280	010712974	2,20	150	GR
MEA 100 Stainl. steel slotted grating-E 600-1 m 10/85 CXL *)**)	Stainl. steel	1000	280	010712976	8,70	150	GR
MEA 100 Stainl. steel slotted grating-E 600-0.5 m 10/85 CXL *)**)	Stainl. steel	500	280	010712978	2,20	300	GR

Grid hook

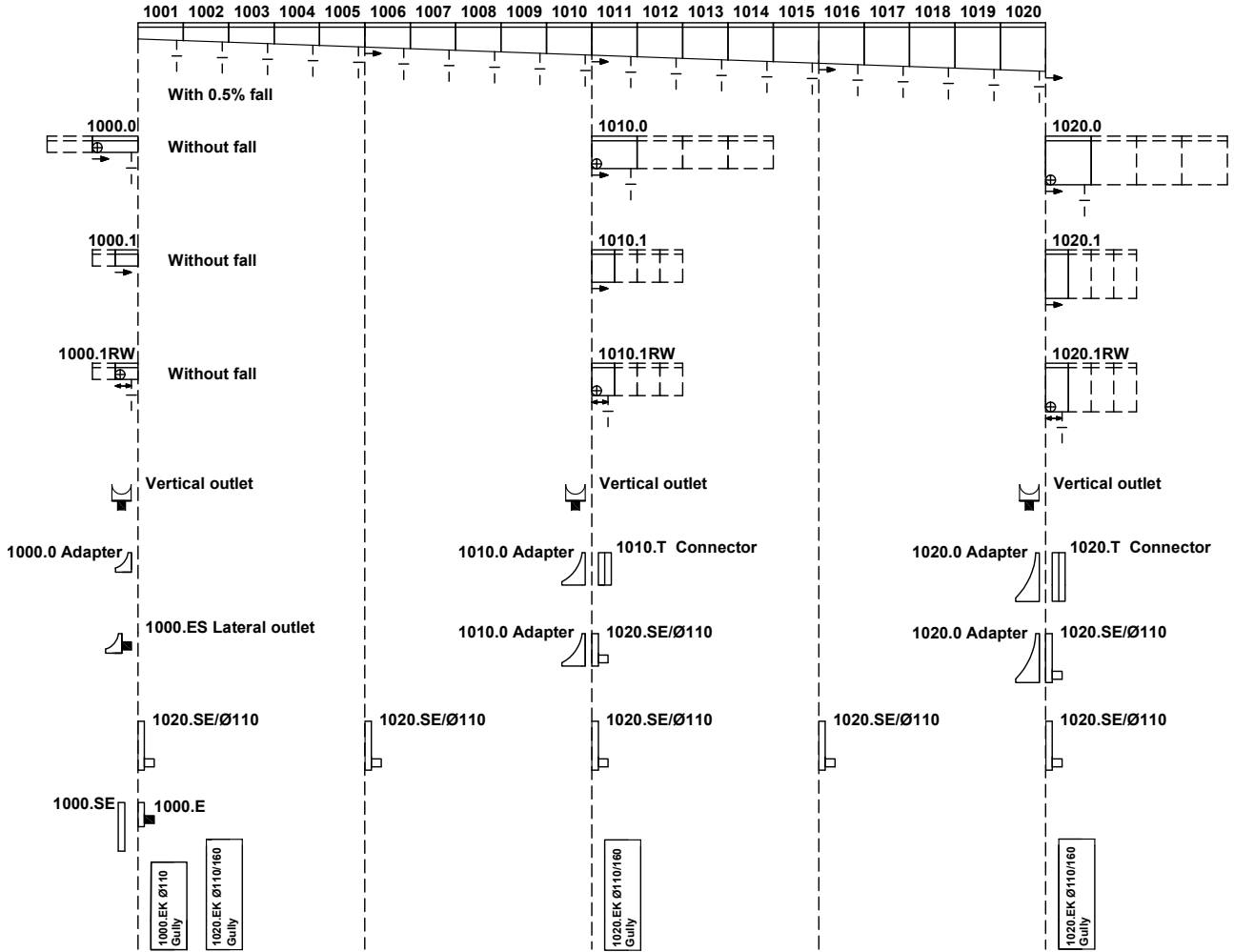
Article	Material	EAN-Code	kg/unit	unit/pallet	MG
MEADRAIN/MEARIN Grid hook	Galv. steel	010152115	0,23	1	GR

MEA 100 CLIPFIX Anti-theft protection

Article	Material	EAN-Code	kg/unit	unit/pallet	MG
MEA 100 CLIPFIX Anti-theft protection, bolt fixing required, 10 Pack. Cannot be used in the MEARIN PLUS F 1000.0 shallow channel. ²⁴⁾	Plastic, Stainl. steel	010714705	0,60	1	GR

> **NOTE** The detailed explanation of the footnotes can be found on page 436.


MEARIN PLUS/ EXPERT 1000 according to DIN EN1433



- ⊥ = Connection option for vertical drain
- ⊕ = Connection option for corner-, t- and cross- connections
- ↔ = Utilization option as a flow direction change
- = Flow direction
- └ = Adapter for lateral connection for corner-, t- and cross-connections or front plate with connector
- ▭ = Connector between two tongue sides at line low point

- ⌋ = Vertical outlet
- └ = Lateral outlet incl. adapter
- ▭ = Closed end cap plate for channel start and end
- ▭ = End cap with open outlet for channel end
- ▭ = Closed end cap plate for channel start/end with optional outlet

NOTES



Glass-fibre-reinforced composite/
recycled plastic

Polymer concrete


Concrete

Metal

Rainwater treatment


Door mat

MEARIN PLUS/EXPERT 1500 SYSTEM OVERVIEW




- 1- Innovative CLIPFIX grating locking mechanism
Gratings made of ductile iron, galvanised and stainless-steel.
- 2- **MEARIN PLUS**: Highly stable edge protection 6.0 mm made of glass-fibre-reinforced composite material.
- 3- **MEARIN EXPERT V/E**: Firmly anchored 4 mm edge protection made of galvanised (V) and stainless-steel (E) fulfills even the highest requirements of users within the heavy load range.
- 4- High stability of the drainage channel body enables a broad utilization range, all the way up to drainage solutions of the class E 600.
- 5- Optimized flow cross section provides a higher drainage performance, and particularly provides a very good self-cleaning effect.
- 6- Practical plug system for an accurate setting of the drainage channel body with many strand variants.
- 7- Deep-seated anchorage bays in the drainage channel body guarantee stable attachment to the concrete bed
- 8- **MEARIN PLUS/EXPERT**. Glass-fibre-reinforced composite material - drainage channel body in thermosetting polymer quality guarantees a high maximum load bearing capacity, temperature stability and resistance to deformation.





- > Complete, sealable glass-fibre-reinforced composite channel system with accessories
- > For standardized applications, EN 1433 conform
- > MEARIN PLUS F 1500 shallow channels
- > With innovative CLIPFIX grating locking mechanism
- > Grates made of galvanised steel, stainless- steel and ductile iron with CLIPFIX grating locking mechanism

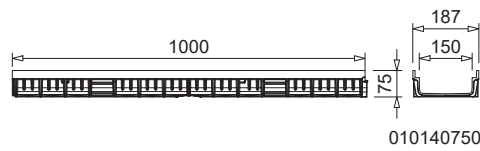
MEARIN PLUS/EXPERT 1500 CHANNELS



MEARIN PLUS F 1500 + ductile Iron grating



MEARIN PLUS F 1500 drainage channel



MEARIN PLUS F BLACK 1500
drainage channel

MEARIN PLUS F 1500 SHALLOW DRAINAGE CHANNEL WITH GRP EDGE AND SEALING JOINT ACCORDING TO EN 1433

Shallow channels made of glass-fibre-reinforced composite. Clear width 150 mm, total width 187 mm. Suitable for all channel covers **MEA 150 CLIPFIX** and **MEA TSH 150 TOPSLOT**. For the realisation of water level slopes. Loading classes A 15 to D 400** according to EN 1433. Load capacity according to specification when installed according to the MEA installation instructions.

MEARIN PLUS F 1500 shallow complete drainage channel incl. cover without slope, loading classes up to D 400 **)

Article	Length (mm)	Height (mm)	EAN-Code	kg/unit	unit/pallet	MG
MEARIN PLUS F 1500.0/75 shallow drainage channel incl. ductile iron slotted grating-B 125-1 m CXL ^{5) 14) *) **)}	1000	75	012140352	12,40	30	MR
MEARIN PLUS F 1500.0/75 shallow drainage channel incl. ductile iron slotted grating-C 250-1 m CXL ^{5) 14) *) **)}	1000	75	012140354	14,66	30	MR

Polymer concrete

MEARIN PLUS F (BLACK) 1500 Shallow drainage channel body without slope, loading classes up to D 400 **)

Article	Length (mm)	Height (mm)	EAN-Code	kg/unit	unit/pallet	MG
MEARIN PLUS F 1500.0/75 shallow drainage channel body **)	1000	75	010140750	2,56	60	MR
MEARIN PLUS F 1500.0 A/75 shallow drainage channel body with Ø 110 mm outlet ^{8) **)}	1000	75	010140752	2,56	54	MR
MEARIN PLUS F 1500.1/75 shallow drainage channel body **)	500	75	010140754	1,28	120	MR
MEARIN PLUS F 1500.1 RW/75 shallow drainage channel body for change of drain direction ^{15) **)}	500	75	010140756	1,28	120	MR
MEARIN PLUS F BLACK 1500.0/75 shallow drainage channel body **)	1000	75	010140753	2,56	60	MR
MEARIN PLUS F BLACK 1500.0 A/75 shallow drainage channel body with Ø 110 mm outlet ^{8) **)}	1000	75	010140755	2,56	54	MR
MEARIN PLUS F BLACK 1500.1/75 shallow drainage channel body **)	500	75	010140757	1,28	120	MR
MEARIN PLUS F BLACK 1500.1 RW/75 shallow drainage channel body for change of drain direction ^{15) **)}	500	75	010140759	1,28	120	MR

Concrete

Metal

Rainwater treatment

Door mat

> **NOTE** The detailed explanation of the footnotes can be found on page 436.

MEARIN PLUS/EXPERT 1500 DRAINAGE CHANNELS



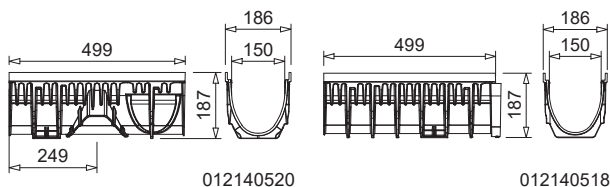
MEARIN PLUS 1500.0 + galv. mesh grating



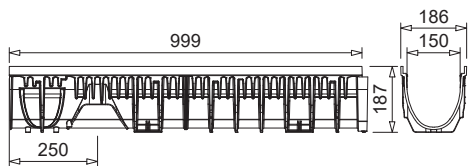
MEARIN PLUS 1500 + ductile iron slotted grating



MEARIN PLUS 1500 drainage channel



MEARIN PLUS BLACK 1500 drainage channel



MEARIN PLUS 1500 DRAINAGE CHANNEL WITHOUT SLOPE WITH GRP EDGE AND SEALING JOINT ACCORDING TO EN 1433

Channels made of glass-fibre-reinforced composite. Clear width 150 mm, total width 186 mm. Suitable for all channel covers **MEA 150 CLIPFIX** and **MEA TSH 150 TOPSLOT**. For the realisation of water level slopes. Loading classes A 15 to D 400** according to EN 1433. Load capacity according to specification when installed according to the MEA installation instructions.

MEARIN PLUS 1500 complete drainage channels incl. cover **)

Article	Length (mm)	Height (mm)	EAN-Code	kg/unit	unit/pallet	MG
MEARIN PLUS 1500.0 complete channel with ductile iron grating-B 125-1 m CXL ^{5) 14) *) **)}	1000	187	012140840	14,77	30	MR
MEARIN PLUS 1500.0 complete channel with galv. mesh grating-B 125-1 m CXL ^{5) 14) *) **)}	1000	187	012140812	14,50	30	MR
MEARIN PLUS 1500.0 complete channel with ductile iron slotted grating-C 250-1 m CXL ^{5) 14) *) **)}	1000	187	012140814	15,90	30	MR
MEARIN PLUS 1500.0 complete channel with HONEYCOMB grating-C 250-1 m CXL ^{5) 14) *) **)}	1000	187	012140844	14,70	30	MR
MEARIN PLUS 1500.0 complete channel with ductile iron slotted grating-D 400-1 m CXL ^{5) 14) *) **)}	1000	187	012140816	17,50	30	MR

Polymer concrete

Concrete

MEARIN PLUS (BLACK) 1500 Drainage channel body without slope, loading classes up to D 400 **)

Article	Length (mm)	Height (mm)	EAN-Code	kg/unit	unit/pallet	MG
MEARIN PLUS 1500.0 Drainage channel body ^{5) 14) **)}	1000	187	012140516	4,50	44	MR
MEARIN PLUS 1500.1 Drainage channel body ^{3) **)}	500	187	012140518	2,25	88	MR
MEARIN PLUS 1500.1 RW Drainage channel body for change of drain direction ^{5) 14) 15) **)}	500	187	012140520	2,25	88	MR
MEARIN PLUS BLACK 1500.0 Drainage channel body ^{5) 14) **)}	1000	187	012140612	4,50	44	MR
MEARIN PLUS BLACK 1500.1 Drainage channel body ^{3) **)}	500	187	012140614	2,25	88	MR
MEARIN PLUS BLACK 1500.1 RW Drainage channel body for change of drain direction ^{5) 14) 15) **)}	500	187	012140616	2,25	88	MR

Metal

Rainwater treatment

Door mat

> **NOTE** The detailed explanation of the footnotes can be found on page 436.

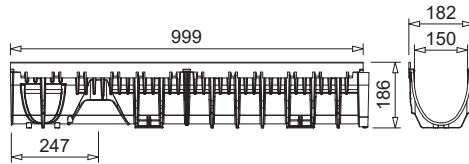
MEARIN EXPERT 1500 DRAINAGE CHANNELS



MEARIN EXPERT V 1500 +
ductile iron grating



MEARIN EXPERT V/E 1500
drainage channel



012140522

MEARIN EXPERT 1500 DRAINAGE CHANNEL WITHOUT SLOPE WITH INTEGRATED EDGE MADE OF GALVANISED STEEL (V) OR STAINLESS-STEEL (E) AND SEALING JOINT ACCORDING TO EN 1433

Channels made of glass-fibre-reinforced composite. Clear width 150 mm, total width 182 mm. Suitable for all channel covers **MEA 150 CLIPFIX** and **MEA TSH 150 TOPSLOT**. For the realisation of water level slopes. Loading classes A 15 to E 600** according to EN 1433. Load capacity according to specification when installed according to the MEA installation instructions.

MEARIN EXPERT V 1500 complete drainage channel incl. cover **)

Article	Length (mm)	Height (mm)	EAN-Code	kg/unit	unit/pallet	MG
MEARIN EXPERT V 1500.0 complete channel with ductile iron slotted grating-E 600-1 m CXL ^{5) 14) *) **)}	1000	187	012140818	11,95	36	MR

MEARIN EXPERT V 1500 Drainage channel body without slope, loading classes to E 600 **)

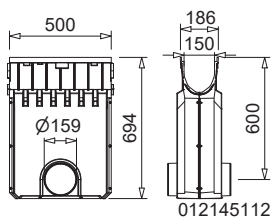
Article	Length (mm)	Height (mm)	EAN-Code	kg/unit	unit/pallet	MG
MEARIN EXPERT V 1500.0 Drainage channel body ^{5) 14) *) **)}	1000	187	012140522	6,40	44	MR
MEARIN EXPERT V 1500.1 Drainage channel body ^{3) *) **)}	500	187	012140524	3,25	88	MR
MEARIN EXPERT V 1500.1 RW Drainage channel body for change of drain direction ^{5) 14) 15) *) **)}	500	187	012140526	3,25	88	MR

MEARIN EXPERT E 1500 Drainage channel body without slope, loading classes up to E 600 **)

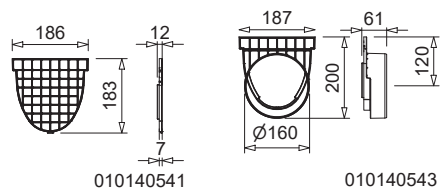
Article	Length (mm)	Height (mm)	EAN-Code	kg/unit	unit/pallet	MG
MEARIN EXPERT E 1500.0 Drainage channel body ^{5) 14) *) **)}	1000	187	012140912	6,40	44	MR
MEARIN EXPERT E 1500.1 Drainage channel body ^{3) *) **)}	500	187	012140914	3,25	88	MR
MEARIN EXPERT E 1500.1 RW Drainage channel body for change of drain direction ^{5) 14) 15) *) **)}	500	187	012140916	3,25	88	MR

> **NOTE** The detailed explanation of the footnotes can be found on page 436.

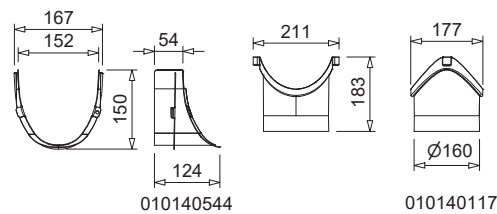
MEARIN PLUS/EXPERT 1500 ACCESSORIES



MEARIN PLUS/EXPERT 1500 gully



MEARIN PLUS/EXPERT 1500 end caps



MEARIN PLUS/EXPERT 1500 accessories

MEARIN PLUS AND EXPERT 1500 ACCESSORIES

MEARIN PLUS (BLACK)/MEAFLUID 1500 Silt box without cover, with sediment bucket **)

Article	Length (mm)	Height (mm)	EAN-Code	kg/unit	unit/pallet	MG
MEARIN PLUS/MEAFLUID 1500.EK Silt box with pipe connector Ø 160 mm, incl. sediment bucket **)	500	694	012145112	7,00	12	MR
MEARIN PLUS BLACK 1500.EK Silt box with pipe connector Ø 160 mm, incl. sediment bucket **)	500	694	012140618	7,00	12	MR

MEARIN EXPERT V 1500 Silt box without cover, with sediment bucket **)

Article	Length (mm)	Height (mm)	EAN-Code	kg/unit	unit/pallet	MG
MEARIN EXPERT V 1500.EK silt box with pipe connector Ø 160 mm, incl. sediment bucket **)	500	694	012145110	7,80	12	MR

MEARIN EXPERT E 1500 Silt box without cover, with sediment bucket **)

Article	Length (mm)	Height (mm)	EAN-Code	kg/unit	unit/pallet	MG
MEARIN EXPERT E 1500.EK silt box with pipe connector Ø 160 mm, incl. sediment bucket **)	500	694	012140918	7,80	12	MR

MEARIN PLUS F (BLACK) 1500 end caps for shallow channel

Article	Material	Height (mm)	EAN-Code	kg/unit	unit/pallet	MG
MEARIN PLUS F 1500.SE End cap closed for shallow channel start/end	PC	75	010140758	0,04	1	MR
MEARIN PLUS F BLACK 1500.SE End cap closed for shallow channel start/end	PC	75	010140761	0,04	1	MR

MEARIN PLUS (BLACK)/EXPERT 1500 Connection accessories and end caps

Article	Material	Height (mm)	EAN-Code	kg/unit	unit/pallet	MG
MEARIN PLUS/EXPERT 1500.SE End cap closed for channel start/end	PC	183	010140541	0,10	1	MR
MEARIN PLUS/EXPERT 1500.E End cap with outlet Ø 160 mm for channel end	PC	200	010140543	0,14	1	MR
MEARIN PLUS/EXPERT 1500 Adapter for lateral gutter connection, for corner, T- and cross connections	Galv. steel	150	010140544	0,60	1	MR
MEARIN PLUS/EXPERT 1500- 2000 Vertical outlet connection Ø 160 mm	PP	182	010140117	0,14	1	MR
MEARIN PLUS BLACK 1500.SE End cap closed for channel start/end	PC	183	010140545	0,10	1	MR
MEARIN PLUS BLACK 1500.E End cap with outlet Ø 160 mm for channel end	PC	200	010140547	0,14	1	MR

Jointing compounds for STANDARD applications ***)

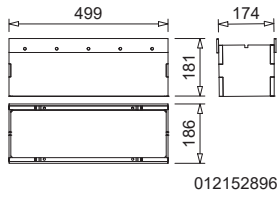
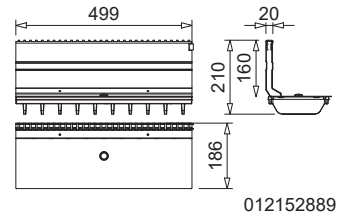
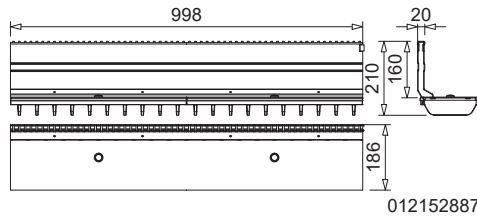
Article	Material	EAN-Code	kg/unit	unit/pallet	MG
SABA MS Floor GREY sealant 600 ml in a bag, stable ***)	MS-polymer-basis	010152708	0,88	1	PG
SABA MS Floor BLACK sealant 600 ml in a bag, stable ***)	MS-polymer-basis	010152700	0,84	1	PG
SABA Primer 9102 for undercoat, 1 liter	Silane-basis	010155803	0,92	1	PG
Joint Cleaner solvent 48, 1 liter, Cleaner for adhesive flanks	-	010155807	0,84	1	PG
Dispensing gun for 600 ml bags	-	010152707	0,63	1	PG

> **NOTE** The detailed explanation of the footnotes can be found on page 436.


MEA TSH 150 TOPSLOT



MEA TSH 150 TOPSLOT, lateral and inspection element



MEA 150 CLIPFIX CHANNEL COVERS




Mesh grating 30/10



Ductile iron slotted grating



Longitudinal bar grating



Design grating WAVE



NEW MEA PRIME channel cover



Design grating HONEYCOMB



Design grating BAVARIA



NEW Plastic longitudinal bar grating

MEA TSH 150 TOPSLOT

MEA TSH 150 TOPSLOT suitable for channel systems **MEARIN PLUS/EXPERT 1500**, **MEARIN PLUS F 1500**, **MEAFUID 1500**, **MEADRAIN EN 1500**, **MEADRAIN SV/SE/SG 1500** and **MEADRAIN SVF/SEF 1500**. Covers all ranges of applications. Loading classes A 15 to E 600** according to EN 1433. Load capacity according to specification, when installed according to the MEA installation instructions.

MEA TSH 150 TOPSLOT lateral, neck height 160 mm, loading class E 600 **)

Article	Material	Length (mm)	Inl. sect. area Ø cm ² /m above	EAN-Code	kg/unit	unit/pallet	MG
MEA TSH 150.0 / 160 TOPSLOT-E 600-Galv.steel-1 m-lateral incl. 2 ductile iron grates **)	Galv. steel, Ductile iron	1000	96	012152887	17,60	1	GR
MEA TSH 150.1 / 160 TOPSLOT-E 600-Galv.steel-0.5 m-lateral incl. ductile iron grating **)	Galv. steel, Ductile iron	500	96	012152889	8,80	1	GR
MEA TSH 150.R / 160 Inspection element upper part-E 600-Galv.steel-0.5 m, additional grating necessary **)	Galv. steel	500	-	012152899	19,20	10	GR
MEA TSH 150.0 / 160 TOPSLOT-E 600-Stainl.steel-1 m-lateral incl. 2 ductile iron grates **)	Stainl. steel, Ductile iron	1000	96	012152891	17,60	1	GR
MEA TSH 150.1 / 160 TOPSLOT-E 600-Stainl.steel-0.5 m-lateral incl. ductile iron grating **)	Stainl. steel, Ductile iron	500	96	012152893	8,80	1	GR
MEA TSH 150.R / 160 Inspection element upper part-E 600-Stainl.steel-0.5 m **)	Stainl. steel	500	-	012152896	19,20	1	GR

Polymer concrete

Concrete

MEA TSH 150 TOPSLOT ACCESSORIES

MEA TSH TOPSLOT end caps

Article	Material	Height (mm)	EAN-Code	kg/unit	unit/pallet	MG
MEA TSH.SE End cap made of galvanised steel	Galv. steel	156	012159030	0,03	1	GR
MEA TSH.SE End cap made of stainless-steel *)	Stainl. steel	156	012159031	0,03	1	GR

MEA TSH TOPSLOT accessories

Article	Material	EAN-Code	kg/unit	unit/pallet	MG
MEA TSH Construction cover-S, 1 m for TOPSLOT *)	Galv. steel	010159893	0,29	1	GR
MEA TSH Construction cover-R, 0.5 m for revision attachment *)	Galv. steel	010159895	0,16	1	GR
MEA TSH plastic caps for Inspection element upper part-thread for replacement delivery	PP	010152866	0,01	1	GR
MEA TSH quick connector for grating for replacement delivery	PP	010152900	0,01	1	GR
MEA TSH assembly tool- 2 items necessary	Galv. steel	010152858	0,19	1	GR

Metal

MEA 150 CHANNEL COVERS FOR MEA TSH 150 GULLIES

Exclusively for **MEA TSH 150 inspection top piece**, boltable, total width of the gratings 172 mm. Loading classes A 15 to E 600** according to EN 1433.

MEA EN 150 Cover for MEA TSH 150 inspection element upper part, 4-fold boltable, loading classes up to F 900 **)

Article	Material	Length (mm)	Inl. sect. area Ø cm ² /m above	EAN-Code	kg/unit	unit/pallet	MG
MEA 150 Ductile iron slotted grating-D 400-0.5 m 12/154 bolt fixing required **)	Ductile iron	500	630	010151173	6,20	130	MD
MEA 150 Ductile iron slotted grating-F 900-0.5 m 12/147 bolt fixing required **)	Ductile iron	500	523	010151169	8,00	120	MD
MEA TSH 150/200/300 Grating locking bolt with washer for inspection element, 4 pieces/grating will be needed *)	Stainl. steel	-	-	010153104	0,02	1	GR

Rainwater treatment

Door mat

> **NOTE** The detailed explanation of the footnotes can be found on page 436.

MEA 150 CLIPFIX CHANNEL COVERS

With non-bolted CLIPFIX channel cover securement, with longitudinal shift protection. Suitable for the systems **MEARIN PLUS/EXPERT 1500**, **MEARIN PLUS F 1500**, **MEADRAIN SV/SE/SG 1500** and **MEADRAIN SVF/SEF 1500**. For drainage channel body and silt box, total width of grates 172 mm. Loading classes B 125 to E 600** according to EN 1433.

MEA 150 channel covers, loading class B 125 with non-bolted CLIPFIX channel cover securement

Article	Material	Length (mm)	Inl. sect. area Ø cm ² /m above	EAN-Code	kg/unit	unit/pallet	MG
MEA 150 Ductile iron slotted grating-B 125-0.5 m 12/147 CXL *)****)	Ductile iron	500	304	010712837	4,05	168	GR
MEA 150 Plastic longitudinal bar grating-B 125-0.5 m 18/7 heelguard	Plastic	500	302,4	010152574	2,20	1	GR
MEA 150 Galv. longitudinal bar grating-B 125-1 m 31/7 CXL, heelguard	Galv. steel	1000	834	010730814	5,70	204	GR
MEA 150 Galv. longitudinal bar grating-B 125-0.5 m 31/7 CXL, heelguard	Galv. steel	500	834	010730816	3,01	204	GR
MEA 150 Galv. mesh grating-B 125-1 m 30/10 CXL	Galv. steel	1000	1338	010712834	4,71	100	GR
MEA 150 Galv. mesh grating-B 125-0.5 m 30/10 CXL	Galv. steel	500	1338	010712836	2,43	1	GR
MEA 150 Stainl. steel longitudinal bar grating-B 125-1 m 31/7 CXL, heelguard *)	Stainl. steel	1000	834	010730818	5,98	204	GR
MEA 150 Stainl. steel longitudinal bar grating-B 125-0.5 m 31/7 CXL, heelguard *)	Stainl. steel	500	834	010730820	3,03	204	GR
MEA 150 Stainl. steel (AISI 304) PRIME grating-B 125-1 m 30/5 CXL, heelguard *)	Stainl. steel	1000	644	010730821	5,80	1	GR
MEA 150 Stainl. steel mesh grating-B 125-1 m 30/10 CXL *)	Stainl. steel	1000	1338	010152336	5,00	204	GR
MEA 150 Stainl. steel mesh grating-B 125-0.5 m 30/10 CXL *)	Stainl. steel	500	1338	010152338	2,50	100	GR

MEA 150 channel covers, loading class C 250 with non-bolted CLIPFIX channel cover securement

Article	Material	Length (mm)	Inl. sect. area Ø cm ² /m above	EAN-Code	kg/unit	unit/pallet	MG
MEA 150 Ductile iron slotted grating-C 250-0.5 m 12/147 CXL *)****)	Ductile iron	500	610	010712838	5,39	180	GR
MEA 150 Design grating BAVARIA-C 250-0.5 m 10/21 CXL *)****)	Ductile iron	500	445	010713280	4,98	104	GR
MEA 150 Design grating HONEYCOMB-C 250-0.5 m 15/17 CXL *)****)	Ductile iron	500	336	010713128	5,10	216	GR
MEA 150 Galv. mesh grating-C 250-1 m 30/10 CXL *)	Galv. steel	1000	1338	010152340	8,46	80	GR
MEA 150 Galv. mesh grating-C 250-0.5 m 30/10 CXL *)	Galv. steel	500	1338	010152342	4,16	20	GR
MEA 150 Stainl. steel mesh grating-C 250-1 m 30/10 CXL *)	Stainl. steel	1000	1338	010152344	8,25	204	GR
MEA 150 Stainl. steel mesh grating-C 250-0.5 m 30/10 CXL *)	Stainl. steel	500	1338	010152346	4,20	204	GR

> **NOTE** The detailed explanation of the footnotes can be found on page 436.

MEA 150 CLIPFIX CHANNEL COVERS

With non-bolted CLIPFIX channel cover securement, with longitudinal shift protection. Suitable for the systems **MEARIN PLUS/EXPERT 1500**, **MEARIN PLUS F 1500**, **MEADRAIN SV/SE/SG 1500** and **MEADRAIN SVF/SEF 1500**. For drainage channel body and silt box, total width of grates 172 mm. Loading classes B 125 to E 600** according to EN 1433.

MEA 150 channel covers, loading class D 400 with non-bolted CLIPFIX channel cover securement **)

Article	Material	Length (mm)	Inl. sect. area Ø cm ² /m above	EAN-Code	kg/unit	unit/pallet	MG
MEA 150 Ductile iron slotted grating-D 400-0.5 m 12/147 CXL *)***)****)	Ductile iron	500	610	010712840	6,25	140	GR
MEA 150 Design grating BAVARIA-D 400-0.5 m 10/21 CXL *)***)****)	Ductile iron	500	445	010713288	5,93	104	GR
MEA 150 Design grating HONEYCOMB-D 400-0.5 m 15/17 CXL *)***)****)	Ductile iron	500	336	010713284	5,98	104	GR
MEA 150 Galv. mesh grating-D 400-1 m 30/10 CXL *)**)	Galv. steel	1000	1338	010152345	10,00	150	GR
MEA 150 Galv. mesh grating-D 400-0.5 m 30/10 CXL *)**)	Galv. steel	500	1338	010152347	5,00	100	GR
MEA 150 Stainl. steel mesh grating-D 400-1 m 30/10 CXL *)**)	Stainl. steel	1000	1338	010152361	10,00	204	GR
MEA 150 Stainl. steel mesh grating-D 400-0.5 m 30/10 CXL *)**)	Stainl. steel	500	1338	010152363	5,00	204	GR

MEA 150 channel covers, loading class E 600 with non-bolted CLIPFIX channel cover securement **)

Article	Material	Length (mm)	Inl. sect. area Ø cm ² /m above	EAN-Code	kg/unit	unit/pallet	MG
MEA 150 Ductile iron slotted grating-E 600-0.5 m 18/147 CXL *)***)****)	Ductile iron	500	830	010712866	6,95	120	GR
MEA 150 Ductile iron WAVE grating-E 600-0.5 m 21/24 CXL *)***)****)	Ductile iron	500	405	010712841	9,40	104	GR

Grid hook


Article	Material	EAN-Code	kg/unit	unit/pallet	MG
MEADRAIN/MEARIN Grid hook	Galv. steel	010152115	0,23	1	GR

MEA 150 CLIPFIX Anti-theft protection

Article	Material	EAN-Code	kg/unit	unit/pallet	MG
MEA 150 CLIPFIX Anti-theft protection, bolt fixing required, 10 Pack ²⁴⁾	Plastic, Stainl. steel	010714707	1,20	1	GR

> **NOTE** The detailed explanation of the footnotes can be found on page 436.

MEARIN PLUS/EXPERT 2000 SYSTEM OVERVIEW



1- Innovative CLIPFIX grating locking mechanism.

Gratings made of ductile iron, galvanised and stainless-steel.

2- **MEARIN PLUS**: Highly stable edge protection 6.0 mm made of glass-fibre-reinforced composite material.

3- **MEARIN EXPERT V/E**: Firmly anchored 4 mm edge protection made of galvanised (V) and stainless-steel (E) fulfills even the highest requirements of users within the heavy load range.

4- High stability of the drainage channel body enables a broad utilization range, all the way up to drainage solutions of the class E 600.

5- Optimized flow cross section provides a higher drainage performance, and particularly provides a very good self-cleaning effect.

6- Practical plug system for an accurate setting of the drainage channel body with many strand variants.

7- Deep-seated anchorage bays in the drainage channel body guarantee stable attachment to the concrete bed.

8- **MEARIN PLUS/EXPERT**: Glass-fibre-reinforced composite material - drainage channel body in thermosetting polymer quality guarantees a high maximum load bearing capacity, temperature stability and resistance to deformation.





Glass-fibre-reinforced composite/
recycled plastic

Polymer concrete

Concrete


Metal

- > Complete, sealable glass-fibre-reinforced composite channel system with accessories
- > For standardized application, EN 1433 conform
- > With innovative CLIPFIX grating locking mechanism
- > Grates made of galvanised steel, stainless-steel and ductile iron with CLIPFIX grating locking mechanism
- > MEARIN PLUS F 2000 shallow channels


Rainwater treatment

Door mat

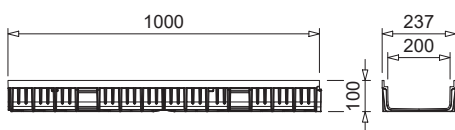
MEARIN PLUS 2000 CHANNELS



MEARIN PLUS F 2000.0/100 + ductile iron slotted grating



MEARIN PLUS F /BLACK 2000



010140760



MEARIN PLUS 2000 + mesh grating



MEARIN PLUS 2000 + ductile iron grating

MEARIN PLUS F 2000 SHALLOW DRAINAGE CHANNEL WITH GRP EDGE AND SEALING JOINT ACCORDING TO EN 1433

Shallow channel made of glass-fibre-reinforced composite material. Clear width 200 mm, total width 237 mm. Suitable for all channel covers **MEA 200 CLIPFIX** and **MEA TSH 200 TOPSLOT**. For the realisation of water level slopes. Loading classes A 15 to D 400** according to EN 1433. Load capacity according to specification when installed according to the MEA installation instructions.

MEARIN PLUS F 2000 shallow complete drainage channel incl. cover without slope. Loading classes up to D 400 **)

Article	Length (mm)	Height (mm)	EAN-Code	kg/unit	unit/pallet	MG
MEARIN PLUS F 2000.0/100 shallow drainage channel incl. ductile iron grating-C 250-1 m CXL ^{5) 14) *) **)}	1000	100	012140362	18,90	20	MR

MEARIN PLUS F 2000 SHALLOW DRAINAGE CHANNEL WITH GRP EDGE AND SEALING JOINT ACCORDING TO EN 1433

Shallow channel made of glass-fibre-reinforced composite material. Clear width 200 mm, total width 237 mm. Suitable for all channel covers **MEA 200 CLIPFIX** and **MEA TSH 200 TOPSLOT**. For the realisation of water level slopes. Loading classes A 15 to D 400** according to EN 1433. Load capacity according to specification when installed according to the MEA installation instructions.

MEARIN PLUS F (BLACK) 2000 Shallow drainage channel body without slope, loading classes up to D 400 **)

Article	Length (mm)	Height (mm)	EAN-Code	kg/unit	unit/pallet	MG
MEARIN PLUS F 2000.0/100 shallow drainage channel body **)	1000	100	010140760	3,38	50	MR
MEARIN PLUS F 2000.0 A/100 shallow drainage channel body with Ø 110 mm outlet ^{8) **)}	1000	100	010140762	3,38	45	MR
MEARIN PLUS F 2000.1/100 shallow drainage channel body **)	500	100	010140764	1,69	100	MR
MEARIN PLUS F 2000.1 RW/100 shallow drainage channel body for change of drain direction ^{15) **)}	500	100	010140766	1,69	100	MR
MEARIN PLUS F BLACK 2000.0/100 shallow drainage channel body **)	1000	100	010140763	3,38	50	MR
MEARIN PLUS F BLACK 2000.0 A/100 shallow drainage channel body with Ø 110 mm outlet ^{8) **)}	1000	100	010140765	3,38	45	MR
MEARIN PLUS F BLACK 2000.1/100 shallow drainage channel body **)	500	100	010140767	1,69	100	MR
MEARIN PLUS F BLACK 2000.1 RW/100 shallow drainage channel body for change of drain direction ^{15) **)}	500	100	010140769	1,69	100	MR

Polymer concrete

Concrete

MEARIN PLUS 2000 DRAINAGE CHANNEL WITHOUT SLOPE WITH GRP EDGE AND SEALING JOINT ACCORDING TO EN 1433

Channel made of glass-fibre-reinforced composite material. Clear width 200 mm, total width 236 mm. Suitable for all channel covers **MEA 200 CLIPFIX** and **MEA TSH 200 TOPSLOT**. For the realisation of water level slopes. Loading classes A 15 to D 400** according to EN 1433. Load capacity according to specification when installed according to the MEA installation instructions.

MEARIN PLUS 2000 complete drainage channels incl. cover **)

Article	Length (mm)	Height (mm)	EAN-Code	kg/unit	unit/pallet	MG
MEARIN PLUS 2000.0 complete channel with galv. mesh grating-B 125-1 m CXL ^{5) 14) *) **)}	1000	242	012140790	12,67	20	MR
MEARIN PLUS 2000.0 complete channel with ductile iron slotted grating-C 250-1 m CXL ^{5) 14) *) **)}	1000	242	012140792	20,70	20	MR
MEARIN PLUS 2000.0 complete channel incl. HONEYCOMB grating-C 250-1 m CXL ^{5) 14) *) **)}	1000	242	012140846	19,22	20	MR
MEARIN PLUS 2000.0 complete channel with ductile iron slotted grating-D 400-1 m CXL ^{5) 14) *) **)}	1000	242	012140808	23,60	20	MR


Metal

Rainwater treatment

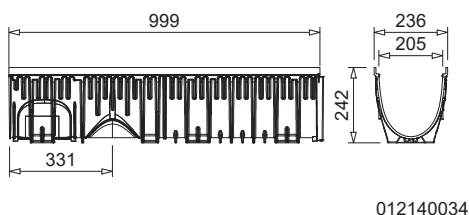
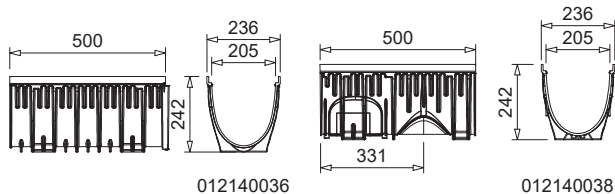
Door mat

> **NOTE** The detailed explanation of the footnotes can be found on page 436.

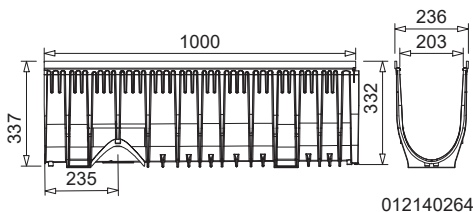
MEARIN PLUS 2000 CHANNELS



MEARIN PLUS 2000 without slope



NEW MEARIN PLUS 2000 with slope



MEARIN PLUS 2000 Drainage channel body without slope, loading classes up to D 400 **)

Article	Length (mm)	Height (mm)	EAN-Code	kg/unit	unit/pallet	MG
MEARIN PLUS 2000.0 Drainage channel body ^{5) 14) **)}	1000	242	012140034	6,00	27	MR
MEARIN PLUS 2000.1 Drainage channel body ^{3) **)}	500	242	012140036	3,35	54	MR
MEARIN PLUS 2000.1 RW Drainage channel for change of drain direction ^{5) 14) 15) **)}	500	242	012140038	3,35	54	MR
MEARIN PLUS 2010.0 Drainage channel body ^{5) **)}	1000	292	012140240	7,10	27	MR
MEARIN PLUS 2010.1 Drainage channel body ^{3) **)}	500	292	012140242	3,55	54	MR
MEARIN PLUS 2010.1 Drainage channel body for change of drain direction ^{5) 15) **)}	500	292	012140244	3,55	54	MR
MEARIN PLUS 2020.0 Drainage channel body ^{5) **)}	1000	342	012140266	7,94	18	MR
MEARIN PLUS 2020.1 Drainage channel body ^{3) **)}	500	342	012140268	3,97	36	MR
MEARIN PLUS 2020.1 RW Drainage channel body for change of drain direction ^{5) 15) **)}	500	342	012140270	3,97	36	MR

> **NOTE** The detailed explanation of the footnotes can be found on page 436.

MEARIN PLUS 2000 CHANNEL BODY WITH SLOPE (0.5%) WITH GLASS-FIBRE-REINFORCED COMPOSITE EDGE AND SEALING JOINT ACCORDING TO EN 1433


Channels made of glass-fibre-reinforced composite. Clear width 200 mm, total width 236 mm. Suitable for all drainage channel covers **MEA 200 CLIPFIX** and **TOPSLOTS MEA TSH 200**. For the realisation of linear slopes (with slope 0.5%). Loading classes A 15 to D 400** according to EN 1433. Load capacity according to specification, when installed according to the MEA installation instructions.

NEW MEARIN PLUS 2000 drainage channel body with slope (0.5%), loading classes up to D 400 **)

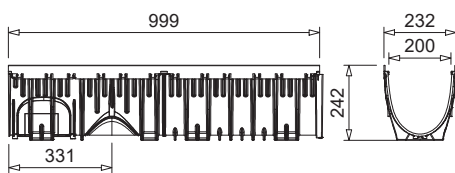
Article	Length (mm)	Height (mm)	Height 2 (mm)	EAN-Code	kg/unit	unit/pallet	MG
MEARIN PLUS 2001 Drainage channel body ^{2)5) **)}	1000	242	247	012140220	6,06	27	MR
MEARIN PLUS 2002 Drainage channel body ^{2)5) **)}	1000	247	252	012140222	6,13	27	MR
MEARIN PLUS 2003 Drainage channel body ^{2)5) **)}	1000	252	257	012140224	6,21	27	MR
MEARIN PLUS 2004 Drainage channel body ^{2)5) **)}	1000	257	262	012140226	6,29	27	MR
MEARIN PLUS 2005 Drainage channel body ^{2)5) **)}	1000	262	267	012140228	6,36	27	MR
MEARIN PLUS 2006 Drainage channel body ^{2)5) **)}	1000	267	272	012140230	6,44	27	MR
MEARIN PLUS 2007 Drainage channel body ^{2)5) **)}	1000	272	277	012140232	6,51	27	MR
MEARIN PLUS 2008 Drainage channel body ^{2)5) **)}	1000	277	282	012140234	6,59	27	MR
MEARIN PLUS 2009 Drainage channel body ^{2)5) **)}	1000	282	287	012140236	6,67	27	MR
MEARIN PLUS 2010 Drainage channel body ^{2)5) **)}	1000	287	292	012140238	6,74	27	MR
MEARIN PLUS 2011 Drainage channel body ^{2)5) **)}	1000	292	297	012140246	6,82	18	MR
MEARIN PLUS 2012 Drainage channel body ^{2)5) **)}	1000	297	302	012140248	6,89	18	MR
MEARIN PLUS 2013 Drainage channel body ^{2)5) **)}	1000	302	307	012140250	6,97	18	MR
MEARIN PLUS 2014 Drainage channel body ^{2)5) **)}	1000	307	312	012140252	7,05	18	MR
MEARIN PLUS 2015 Drainage channel body ^{2)5) **)}	1000	312	317	012140254	7,12	18	MR
MEARIN PLUS 2016 Drainage channel body ^{2)5) **)}	1000	317	322	012140256	7,20	18	MR
MEARIN PLUS 2017 Drainage channel body ^{2)5) **)}	1000	322	327	012140258	7,27	18	MR
MEARIN PLUS 2018 Drainage channel body ^{2)5) **)}	1000	327	332	012140260	7,35	18	MR
MEARIN PLUS 2019 Drainage channel body ^{2)5) **)}	1000	332	337	012140262	7,43	18	MR
MEARIN PLUS 2020 Drainage channel body ^{2)5) **)}	1000	337	342	012140264	7,50	18	MR

> **NOTE** The detailed explanation of the footnotes can be found on page 436.

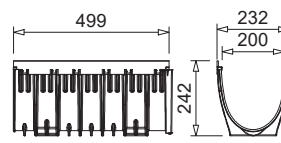
MEARIN EXPERT 2000 CHANNELS



MEARIN EXPERT V 2000.0 + ductile iron slotted grating

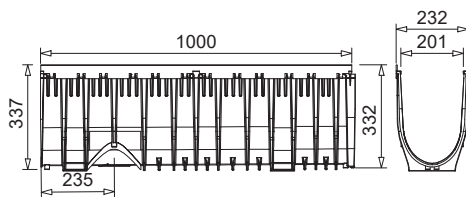


012140074



012140076

MEARIN EXPERT V/E 2000 without slope



012140324

NEW MEARIN EXPERT V/E 2000 with slope

MEARIN EXPERT 2000 DRAINAGE CHANNEL WITHOUT SLOPE WITH INTEGRATED EDGE MADE OF GALVANISED STEEL (V) OR STAINLESS-STEEL (E) AND SEALING JOINT ACCORDING TO EN 1433

Channel made of glass-fibre-reinforced composite material. Clear width 200 mm, total width 232 mm. Suitable for all channel covers **MEA 200 CLIPFIX** and **MEA TSH 200 TOPSLOT**. For the realisation of water level slopes. Loading classes A 15 to E 600** according to EN 1433. Load capacity according to specification when installed according to the MEA installation instructions.

MEARIN EXPERT V 2000 complete drainage channels incl. cover **)

Article	Length (mm)	Height (mm)	EAN-Code	kg/unit	unit/pallet	MG
MEARIN EXPERT V 2000.0 complete channel with ductile iron slotted grating-D 400-1 m CXL ^{5) 14) *) **)}	1000	242	012140802	25,20	20	MR
MEARIN EXPERT V 2000.0 complete channel with ductile iron WAVE grating-E 600-1 m CXL ^{5) 14) *) **)}	1000	242	012140820	28,46	20	MR

Polymer concrete

MEARIN EXPERT V 2000 Drainage channel body without slope, loading classes up to E 600 **)

Article	Length (mm)	Height (mm)	EAN-Code	kg/unit	unit/pallet	MG
MEARIN EXPERT V 2000.0 Drainage channel body ^{5) 14) **)}	1000	242	012140074	7,80	27	MR
MEARIN EXPERT V 2000.1 Drainage channel body ^{3) **)}	500	242	012140076	4,30	54	MR
MEARIN EXPERT V 2000.1 RW Drainage channel body for change of drain direction ^{5) 14) 15) **)}	500	242	012140078	4,30	54	MR
MEARIN EXPERT V 2010.0 Drainage channel body ^{5) **)}	1000	292	012140300	9,31	27	MR
MEARIN EXPERT V 2010.1 Drainage channel body ^{3) **)}	500	292	012140302	4,66	54	MR
MEARIN EXPERT V 2010.1 RW Drainage channel body for change of drain direction ^{5) 15) **)}	500	292	012140304	4,66	54	MR
MEARIN EXPERT V 2020.0 Drainage channel body ^{5) **)}	1000	342	012140326	10,14	18	MR
MEARIN EXPERT V 2020.1 Drainage channel body ^{3) **)}	500	342	012140328	5,07	36	MR
MEARIN EXPERT V 2020.1 RW Drainage channel body for change of drain direction ^{5) 15) **)}	500	342	012140330	5,07	36	MR

Concrete

Metal

MEARIN EXPERT E 2000 Drainage channel body without slope, loading classes up to E 600 **)

Article	Length (mm)	Height (mm)	EAN-Code	kg/unit	unit/pallet	MG
MEARIN EXPERT E 2000.0 Drainage channel body ^{5) 14) **)}	1000	242	012140920	7,80	27	MR
MEARIN EXPERT E 2000.1 Drainage channel body ^{3) **)}	500	242	012140922	4,30	54	MR
MEARIN EXPERT E 2000.1 RW Drainage channel body for change of drain direction ^{5) 14) 15) **)}	500	242	012140924	4,30	54	MR
MEARIN EXPERT E 2010.0 Drainage channel ^{5) **)}	1000	292	012140926	9,31	27	MR
MEARIN EXPERT E 2010.1 Drainage channel ^{3) **)}	500	292	012140928	4,66	54	MR
MEARIN EXPERT E 2010.1 RW Drainage channel ^{5) 15) **)}	500	292	012140930	4,66	54	MR
MEARIN EXPERT E 2020.0 Drainage channel ^{5) **)}	1000	342	012140932	10,14	18	MR
MEARIN EXPERT E 2020.1 Drainage channel ^{3) **)}	500	342	012140934	5,07	36	MR
MEARIN EXPERT E 2020.1 RW Drainage channel ^{5) 15) **)}	500	342	012140936	5,07	36	MR

Rainwater treatment

Door mat

> **NOTE** The detailed explanation of the footnotes can be found on page 436.

MEARIN EXPERT 2000 DRAINAGE CHANNEL WITH SLOPE WITH INTEGRATED EDGE MADE OF GALVANISED STEEL (V) OR STAINLESS-STEEL (E) AND SEALING JOINT ACCORDING TO EN 1433

Channel made of glass-fibre-reinforced composite material. Clear width 200 mm, total width 232 mm. Suitable for all channel covers **MEA 200 CLIPFIX** and **MEA TSH 200 TOPSLOT**. For the realisation of water level slopes. Loading classes A 15 to E 600** according to EN 1433. Load capacity according to specification when installed according to the MEA installation instructions.

NEW MEARIN EXPERT V 2000 drainage channel body with slope (0.5%), loading classes up to E 600 **)

Article	Length (mm)	Height (mm)	Height 2 (mm)	EAN-Code	kg/unit	unit/pallet	MG
MEARIN EXPERT V 2001 Drainage channel body ^{2) 5) **)}	1000	242	247	012140280	8,17	27	MR
MEARIN EXPERT V 2002 Drainage channel body ^{2) 5) **)}	1000	247	252	012140282	8,25	27	MR
MEARIN EXPERT V 2003 Drainage channel body ^{2) 5) **)}	1000	252	257	012140284	8,32	27	MR
MEARIN EXPERT V 2004 Drainage channel body ^{2) 5) **)}	1000	257	262	012140286	8,40	27	MR
MEARIN EXPERT V 2005 Drainage channel body ^{2) 5) **)}	1000	262	267	012140288	8,47	27	MR
MEARIN EXPERT V 2006 Drainage channel body ^{2) 5) **)}	1000	267	272	012140290	8,55	27	MR
MEARIN EXPERT V 2007 Drainage channel body ^{2) 5) **)}	1000	272	277	012140292	8,63	27	MR
MEARIN EXPERT V 2008 Drainage channel body ^{2) 5) **)}	1000	277	282	012140294	8,70	27	MR
MEARIN EXPERT V 2009 Drainage channel body ^{2) 5) **)}	1000	282	287	012140296	8,78	27	MR
MEARIN EXPERT V 2010 Drainage channel body ^{2) 5) **)}	1000	287	292	012140298	8,85	27	MR
MEARIN EXPERT V 2011 Drainage channel body ^{2) 5) **)}	1000	292	297	012140306	8,93	18	MR
MEARIN EXPERT V 2012 Drainage channel body ^{2) 5) **)}	1000	297	302	012140308	9,01	18	MR
MEARIN EXPERT V 2013 Drainage channel body ^{2) 5) **)}	1000	302	307	012140310	9,08	18	MR
MEARIN EXPERT V 2014 Drainage channel body ^{2) 5) **)}	1000	307	312	012140312	9,16	18	MR
MEARIN EXPERT V 2015 Drainage channel body ^{2) 5) **)}	1000	312	317	012140314	9,23	18	MR
MEARIN EXPERT V 2016 Drainage channel body ^{2) 5) **)}	1000	317	322	012140316	9,31	18	MR
MEARIN EXPERT V 2017 Drainage channel body ^{2) 5) **)}	1000	322	327	012140318	9,39	18	MR
MEARIN EXPERT V 2018 Drainage channel body ^{2) 5) **)}	1000	327	332	012140320	9,46	18	MR
MEARIN EXPERT V 2019 Drainage channel body ^{2) 5) **)}	1000	332	337	012140322	9,54	18	MR
MEARIN EXPERT V 2020 Drainage channel body ^{2) 5) **)}	1000	337	342	012140324	9,61	18	MR

> **NOTE** The detailed explanation of the footnotes can be found on page 436.

MEARIN EXPERT 2000 DRAINAGE CHANNEL WITH SLOPE WITH INTEGRATED EDGE MADE OF GALVANISED STEEL (V) OR STAINLESS-STEEL (E) AND SEALING JOINT ACCORDING TO EN 1433

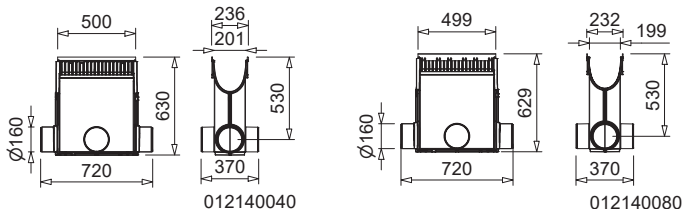
Channel made of glass-fibre-reinforced composite material. Clear width 200 mm, total width 232 mm. Suitable for all channel covers **MEA 200 CLIPFIX** and **MEA TSH 200 TOPSLOT**. For the realisation of water level slopes. Loading classes A 15 to E 600** according to EN 1433. Load capacity according to specification when installed according to the MEA installation instructions.

NEW MEARIN EXPERT E 2000 drainage channel body with slope (0.5%), loading classes up to E 600 **)

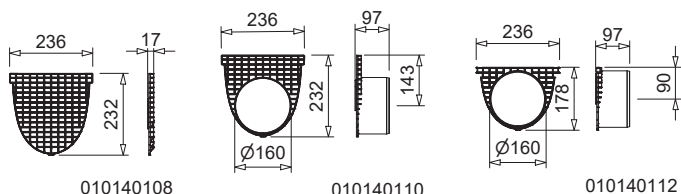
Article	Length (mm)	Height (mm)	Height 2 (mm)	EAN-Code	kg/unit	unit/pallet	MG
MEARIN EXPERT E 2001 Drainage channel ^{2) 5) **)}	1000	242	247	012140938	8,17	27	MR
MEARIN EXPERT E 2002 Drainage channel ^{2) 5) **)}	1000	247	252	012140940	8,25	27	MR
MEARIN EXPERT E 2003 Drainage channel ^{2) 5) **)}	1000	252	257	012140942	8,32	27	MR
MEARIN EXPERT E 2004 Drainage channel ^{2) 5) **)}	1000	257	262	012140944	8,40	27	MR
MEARIN EXPERT E 2005 Drainage channel ^{2) 5) **)}	1000	262	267	012140946	8,47	27	MR
MEARIN EXPERT E 2006 Drainage channel ^{2) 5) **)}	1000	267	272	012140948	8,55	27	MR
MEARIN EXPERT E 2007 Drainage channel ^{2) 5) **)}	1000	272	277	012140950	8,63	27	MR
MEARIN EXPERT E 2008 Drainage channel ^{2) 5) **)}	1000	277	282	012140952	8,70	27	MR
MEARIN EXPERT E 2009 Drainage channel ^{2) 5) **)}	1000	282	287	012140954	8,78	27	MR
MEARIN EXPERT E 2010 Drainage channel ^{2) 5) **)}	1000	287	292	012140956	8,85	27	MR
MEARIN EXPERT E 2011 Drainage channel ^{2) 5) **)}	1000	292	297	012140958	8,93	27	MR
MEARIN EXPERT E 2012 Drainage channel ^{2) 5) **)}	1000	297	302	012140960	9,01	27	MR
MEARIN EXPERT E 2013 Drainage channel ^{2) 5) **)}	1000	302	307	012140962	9,08	27	MR
MEARIN EXPERT E 2014 Drainage channel ^{2) 5) **)}	1000	307	312	012140964	9,16	27	MR
MEARIN EXPERT E 2015 Drainage channel ^{2) 5) **)}	1000	312	317	012140966	9,23	27	MR
MEARIN EXPERT E 2016 Drainage channel ^{2) 5) **)}	1000	317	322	012140968	9,31	18	MR
MEARIN EXPERT E 2017 Drainage channel ^{2) 5) **)}	1000	322	327	012140970	9,39	18	MR
MEARIN EXPERT E 2018 Drainage channel ^{2) 5) **)}	1000	327	332	012140972	9,46	18	MR
MEARIN EXPERT E 2019 Drainage channel ^{2) 5) **)}	1000	332	337	012140974	9,54	18	MR
MEARIN EXPERT E 2020 Drainage channel ^{2) 5) **)}	1000	337	342	012140976	9,61	18	MR

> **NOTE** The detailed explanation of the footnotes can be found on page 436.

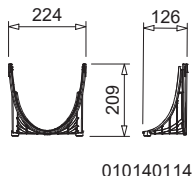
MEARIN PLUS/EXPERT 2000 ACCESSORIES



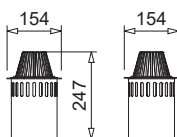
MEARIN PLUS/EXPERT 2000 gully



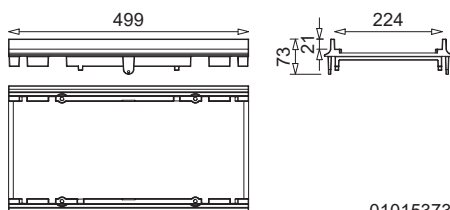
MEARIN PLUS/EXPERT 2000 end caps



MEARIN PLUS/EXPERT 2000
Adapter for lateral channel connector



MEARIN PLUS/EXPERT 2000 accessories



NEW

MEARIN PLUS 2000 ductile iron Frame

MEARIN PLUS/EXPERT 2000 ACCESSORIES

MEARIN PLUS 2000 Silt box with cover, with sediment bucket **)

Article	Length (mm)	Height (mm)	EAN-Code	kg/unit	unit/pallet	MG
MEARIN PLUS 2000.0.EK silt box incl. ductile iron slotted grating-C 250-0.5 m CXL + sediment bucket ^{5) 14) *) **)}	500	630	012140794	11,65	8	MR

MEARIN PLUS 2000 Silt box without cover, with sediment bucket **)

Article	Length (mm)	Height (mm)	EAN-Code	kg/unit	unit/pallet	MG
MEARIN PLUS 2000.EK silt box with outlet Ø 160 mm, incl. sediment bucket **)	500	630	012140040	7,60	8	MR
MEARIN PLUS 2000-2020.EK Gully with pipe connector Ø 160 mm / Ø 200 mm, incl. sediment bucket **)	500	730	012140272	11,50	5	MR
MEARIN PLUS / EXPERT 2000 sediment bucket	-	-	010710067	0,70	1	MR

MEARIN EXPERT V 2000 Silt box with cover, with sediment bucket **)

Article	Length (mm)	Height (mm)	EAN-Code	kg/unit	unit/pallet	MG
MEARIN EXPERT V 2000.EK silt box incl. ductile iron slotted grating-D 400-0.5 m CXL + sediment bucket ^{5) 14) *) **)}	500	630	012140804	14,10	8	MR

MEARIN EXPERT V 2000 Silt box without cover, with sediment bucket **)

Article	Length (mm)	Height (mm)	EAN-Code	kg/unit	unit/pallet	MG
MEARIN EXPERT V 2000.EK silt box with outlet Ø 160 mm, incl. sediment bucket **)	500	630	012140080	8,80	8	MR
MEARIN EXPERT V 2000-2020.EK silt box with pipe connector Ø 160 mm / Ø 200 mm, incl. sediment bucket **)	500	730	012140332	12,80	5	MR
MEARIN PLUS / EXPERT 2000 sediment bucket	-	-	010710067	0,70	1	MR

MEARIN EXPERT E 2000 Silt box without cover, with sediment bucket **)

Article	Length (mm)	Height (mm)	EAN-Code	kg/unit	unit/pallet	MG
MEARIN EXPERT E 2000.EK silt box for pipe connection Ø 160 mm, incl. sediment bucket **)	500	630	012140978	8,80	8	MR
MEARIN EXPERT E 2000-2020.EK Silt box for pipe connection Ø 160 mm / Ø 200 mm incl. sediment bucket **)	500	730	012140980	12,80	5	MR

> **NOTE** The detailed explanation of the footnotes can be found on page 436.

MEARIN PLUS/EXPERT 2000 ACCESSORIES

MEARIN PLUS F (BLACK) 2000 End caps for shallow channel

Article	Material	Height (mm)	EAN-Code	kg/unit	unit/pallet	MG
MEARIN PLUS F 2000.SE End cap closed for shallow channel start/end	PC	100	010140768	0,04	1	MR
MEARIN PLUS F BLACK 2000.SE End cap closed for shallow channel start/end	PC	100	010140771	0,04	1	MR

NEW MEARIN PLUS 2000 Frame made of ductile iron incl. accessories, F 900

Article	Length (mm)	Height (mm)	Material	EAN-Code	kg/unit	unit/pallet	MG
MEARIN PLUS 2000 ductile iron frame-F 900	500	21	Ductile iron	010153737	4,70	1	MR
MEARIN PLUS 2000 end cap galvanised steel for ductile iron frame	1	52	Galv. steel	010140779	0,10	1	MR

MEARIN PLUS/EXPERT 2000 End caps

Article	Material	Height (mm)	EAN-Code	kg/unit	unit/pallet	MG
MEARIN PLUS/EXPERT 2000-2020.SE/Ø160 End cap closed, for channel start/end with premark with preforming for Ø 160 mm pipe connection	PC	-	012140274	0,30	1	MR
MEARIN PLUS/EXPERT 2000.SE End cap closed for channel start/end	PP	232	010140108	0,18	1	MR
MEARIN PLUS/EXPERT 2000.E End cap with outlet Ø 160 mm for channel end	PP	232	010140110	0,19	1	MR
MEARIN PLUS/EXPERT 2000.ES End cap with outlet Ø 160 mm for lateral channel connector *)	PP	178	010140112	0,24	1	MR

> **NOTE** The detailed explanation of the footnotes can be found on page 436.

MEARIN PLUS/EXPERT 2000 ACCESSORIES

MEARIN PLUS/EXPERT 2000 Connection accessories

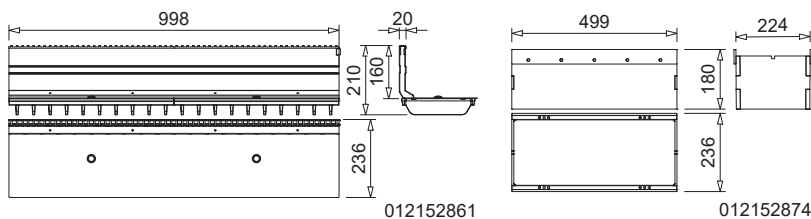
Article	Material	Height (mm)	EAN-Code	kg/unit	unit/pallet	MG
MEARIN PLUS/EXPERT 2000 Adapter for lateral channel connector, to corner, t and cross connections	PP	209	010140114	0,09	1	MR
MEARIN PLUS/EXPERT 2010.0 lateral channel adapter for lateral channel connection, for corner, T and cross connections	PC	261	010140628	0,15	1	MR
MEARIN PLUS/EXPERT 2020.0 lateral channel adapter for lateral channel connection, for corner, T and cross connections	PC	311	010140890	0,16	1	MR
MEARIN PLUS/EXPERT 2010.T Channel connector for channel no. 10	PC	257	010140892	0,09	1	MR
MEARIN PLUS/EXPERT 2020.T channel connector for low point channels no. 20	PC	307	010140894	0,10	1	MR
MEARIN PLUS/EXPERT 1500- 2000 Vertical outlet connection Ø 160 mm	PP	182	010140117	0,14	1	MR
MEARIN PLUS/EXPERT 2000 Odour trap with dirt filter and dirt trap	PP, Galv. steel	-	010140546	2,00	1	MR

Jointing compounds for STANDARD applications ***)

Article	Material	EAN-Code	kg/unit	unit/pallet	MG
SABA MS Floor GREY sealant 600 ml in a bag, stable ***)	MS-poly- mer-basis	010152708	0,88	1	PG
SABA MS Floor BLACK sealant 600 ml in a bag, stable ***)	MS-poly- mer-basis	010152700	0,84	1	PG
SABA Primer 9102 for undercoat, 1 liter	Silane-basis	010155803	0,92	1	PG
Joint Cleaner solvent 48, 1 liter, Cleaner for adhesive flanks	-	010155807	0,84	1	PG
Dispensing gun for 600 ml bags	-	010152707	0,63	1	PG


> **NOTE** The detailed explanation of the footnotes can be found on page 436.

MEA TSH 200 TOPSLOT



MEA TSH 200 TOPSLOT, lateral with inspection element

MEA 200 CLIPFIX CHANNEL COVERS



Mesh grating 30/10




Ductile iron slotted grating



Longitudinal bar grating



Ductile iron grating WAVE



Design grating HONEYCOMB



Design grating BAVARIA

MEA TSH 200 TOPSLOT

MEA TSH 200 TOPSLOT suitable for the systems **MEARIN PLUS/EXPERT 2000**, **MEARIN PLUS F 2000**, **MEADRRAIN EN 2000**, **MEADRRAIN SV/SE/SG 2000** and **MEADRRAIN SVF/SEF 2000**. Covers all ranges of applications. Loading class A 15 to E 600** according to EN 1433. Load capacity according to specification, when installed according to the MEA installation instructions.

MEA TSH 200 TOPSLOT lateral, neck height 160 mm, loading class E 600 **)

Article	Material	Length (mm)	Inl. sect. area Ø cm ² /m above	EAN-Code	kg/unit	unit/pallet	MG
MEA TSH 200.0 / 160 TOPSLOT-E 600-Galv.steel-1 m-lateral incl. 2 ductile iron grates **)	Galv. steel, Ductile iron	1000	96	012152861	21,40	1	GR
MEA TSH 200.1 / 160 TOPSLOT-E 600-Galv.steel-0.5 m-lateral incl. ductile iron grating **)	Galv. steel, Ductile iron	500	96	012152863	10,70	1	GR
MEA TSH 200.R / 160 Galv.steel Inspection element upper part E 600-0.5 m, additional grating necessary *)**)	Galv. steel	500	-	012152874	19,90	1	GR
MEA TSH 200.0 / 160 TOPSLOT-E 600-Stainl.steel-1 m-lateral incl. 2 ductile iron grates *)**)	Stainl. steel, Ductile iron	1000	96	012152867	21,40	1	GR
MEA TSH 200.1 / 160 TOPSLOT-E 600-Stainl.steel-0.5 m-lateral incl. ductile iron grating *)**)	Stainl. steel, Ductile iron	500	96	012152869	10,70	1	GR
MEA TSH 200.R / 160 Stainl.steel Inspection element upper part E 600-0.5 m, additional grating necessary *)**)	Stainl. steel	500	-	012152876	19,90	1	GR

MEA TSH 200 TOPSLOT ACCESSORIES

MEA TSH TOPSLOT end caps

Article	Material	Height (mm)	EAN-Code	kg/unit	unit/pallet	MG
MEA TSH.SE End cap made of galvanised steel	Galv. steel	156	012159030	0,03	1	GR
MEA TSH.SE End cap made of stainless-steel *)	Stainl. steel	156	012159031	0,03	1	GR

MEA TSH TOPSLOT accessories

Article	Material	EAN-Code	kg/unit	unit/pallet	MG
MEA TSH Construction cover-S, 1 m for TOPSLOT *)	Galv. steel	010159893	0,29	1	GR
MEA TSH Construction cover-R, 0.5 m for revision attachment *)	Galv. steel	010159895	0,16	1	GR
MEA TSH plastic caps for Inspection element upper part-thread for replacement delivery	PP	010152866	0,01	1	GR
MEA TSH quick connector for grating for replacement delivery	PP	010152900	0,01	1	GR
MEA TSH assembly tool- 2 items necessary	Galv. steel	010152858	0,19	1	GR

COVERS FOR MEA TSH 200 INSPECTION ELEMENT UPPER PARTS

Boltable covers exclusively for **MEA TSH 200 inspection elements**, total width of the grates 222 mm, loading classes A 15 to E 600** according to EN 1433.

MEA EN 200 Cover for MEA TSH 200 inspection element upper part, 4-fold boltable, loading classes up to E 600 **)

Article	Material	Length (mm)	Inl. sect. area Ø cm ² /m above	EAN-Code	kg/unit	unit/pallet	MG
MEA EN 200 Ductile iron slotted grating-D 400-0.5 m 18/96 bolt fixing required *)***)****)	Ductile iron	500	962	010154236	7,27	54	MD
MEA EN 200 Ductile iron slotted grating-E 600-0.5 m 18/96 bolt fixing required *)***)****)	Ductile iron	500	962	010154124	8,57	96	MD
MEA TSH 150/200/300 Grating locking bolt with washer for inspection element, 4 pieces/grating will be needed *)	Stainl. steel	-	-	010153104	0,02	1	GR

> **NOTE** The detailed explanation of the footnotes can be found on page 436.

MEA 200 CLIPFIX CHANNEL COVERS

With non-bolted CLIPFIX channel cover securement, with longitudinal shift protection. Suitable for the systems **MEARIN PLUS/EXPERT 2000**, **MEARIN PLUS F 2000**, **MEADRAIN SV/SE/SG 2000** and **MEADRAIN SVF/SEF 2000**. For drainage channel body and silt box, total width of the grates 222 mm. Loading classes A 15 to E 600** according to EN 1433.

MEA 200 channel covers, loading class A 15 with non-bolted CLIPFIX channel cover securement

Article	Material	Length (mm)	Inl. sect. area Ø cm ² /m above	EAN-Code	kg/unit	unit/pallet	MG
MEA 200 Galv. mesh grating-A 15-1 m-30/10 CXL	Galv. steel	1000	1657	010712843	5,97	70	GR
MEA 200 Galv. mesh grating-A 15-0.5 m-30/10 CXL	Galv. steel	500	1657	010712845	3,10	100	GR
MEA 200 Stainless-steel mesh grating-A 15-1 m 30/10 CXL *)	Stainl. steel	1000	1657	010152936	5,97	70	GR
MEA 200 Stainless-steel mesh grating-A 15-0.5 m 30/10 CXL *)	Stainl. steel	500	1657	010152938	3,10	100	GR

MEA 200 channel covers, loading class B 125 with non-bolted CLIPFIX channel cover securement

Article	Material	Length (mm)	Inl. sect. area Ø cm ² /m above	EAN-Code	kg/unit	unit/pallet	MG
MEA 200 Galv. longitudinal bar grating-B 125-1 m 31/7 CXL, heelguard	Galv. steel	1000	1078	010730822	7,31	48	GR
MEA 200 Galv. longitudinal bar grating-B 125-0.5 m 31/7 CXL, heelguard	Galv. steel	500	1078	010730824	3,81	96	GR
MEA 200 Galv. mesh grating-B 125-1 m-30/10 CXL	Galv. steel	1000	1799	010712842	6,30	70	GR
MEA 200 Galv. mesh grating-B 125-0.5 m-30/10 CXL	Galv. steel	500	1799	010712844	3,15	1	GR
MEA 200 Stainl. steel longitudinal bar grating-B 125-1 m 31/7 CXL, heelguard *)	Stainl. steel	1000	1078	010730826	7,42	204	GR
MEA 200 Stainl. steel longitudinal bar grating-B 125-0.5 m 31/7 CXL, heelguard *)	Stainl. steel	500	1078	010730828	3,76	204	GR

MEA 200 channel covers, loading class C 250 with non-bolted CLIPFIX channel cover securement

Article	Material	Length (mm)	Inl. sect. area Ø cm ² /m above	EAN-Code	kg/unit	unit/pallet	MG
MEA 200 Ductile iron slotted grating-C 250-0.5 m 18/198 CXL *)****)	Ductile iron	500	1066	010712846	6,20	136	GR
MEA 200 Ductile iron slotted grating-C 250-0.5 m 5/198 CXL, heelguard *)****)	Ductile iron	500	230	010712980	7,43	60	GR
MEA 200 Design grating BAVARIA-C 250-0.5 m 10/16 CXL *)****)	Ductile iron	500	593	010713296	6,20	60	GR
MEA 200 Design grating HONEYCOMB-C 250-0.5 m 15/17 CXL *)****)	Ductile iron	500	448	010713292	6,26	54	GR
MEA 200 Ductile iron WAVE grating-C 250-0.5 m 19/24 CXL *)****)	Ductile iron	500	1004	010712982	8,07	54	GR
MEA 200 Galv. mesh grating-C 250-1 m 30/10 CXL	Galv. steel	1000	1482	010152348	11,06	70	GR
MEA 200 Galv. mesh grating-C 250-0.5 m 30/10 CXL	Galv. steel	500	1482	010152350	5,30	90	GR
MEA 200 Stainl. steel mesh grating-C 250-1 m-30/10 CXL *)	Stainl. steel	1000	1482	010712847	10,67	70	GR
MEA 200 Stainl. steel mesh grating-C 250-0.5 m-30/10 CXL *)	Stainl. steel	500	1482	010712849	4,90	90	GR

> **NOTE** The detailed explanation of the footnotes can be found on page 436.

MEA 200 CLIPFIX CHANNEL COVERS

With non-bolted CLIPFIX channel cover securement, with longitudinal shift protection. Suitable for the systems **MEARIN PLUS/EXPERT 2000**, **MEARIN PLUS F 2000**, **MEADRAIN SV/SE/SG 2000** and **MEADRAIN SVF/SEF 2000**. For drainage channel body and silt box, total width of the grates 222 mm. Loading classes A 15 to E 600** according to EN 1433.

MEA 200 channel covers, loading class D 400 with non-bolted CLIPFIX channel cover securement **)

Article	Material	Length (mm)	Inl. sect. area Ø cm ² /m above	EAN-Code	kg/unit	unit/pallet	MG
MEA 200 Ductile iron slotted grating-D 400-0.5 m 18/198 CXL *)***)****)	Ductile iron	500	1066	010712848	7,50	120	GR
MEA 200 Design grating BAVARIA-D 400-0.5 m 10/16 CXL *)***)****)	Ductile iron	500	593	010714094	7,06	54	GR
MEA 200 Design grating HONEYCOMB-D 400-0.5 m 15/17 CXL *)***)****)	Ductile iron	500	448	010714090	7,19	54	GR
MEA 200 Galv. mesh grating-D 400-1 m 25/10 CXL *)**)	Galv. steel	1000	1726	010152355	13,20	300	GR
MEA 200 Galv. mesh grating-D 400-0.5 m 25/10 CXL *)**)	Galv. steel	500	1726	010152357	6,50	300	GR
MEA 200 Stainl. steel mesh grating-D 400-1 m 25/10 CXL *)**)	Stainl. steel	1000	1726	010152365	13,20	204	GR
MEA 200 Stainl. steel mesh grating-D 400-0.5 m 25/10 CXL *)**)	Stainl. steel	500	1726	010152367	6,50	204	GR

MEA 200 channel covers, loading class E 600 with non-bolted CLIPFIX channel cover securement **)

Article	Material	Length (mm)	Inl. sect. area Ø cm ² /m above	EAN-Code	kg/unit	unit/pallet	MG
MEA 200 Ductile iron slotted grating-E 600-0.5 m 18/198 CXL *)***)****)	Ductile iron	500	1077	010712868	8,51	96	GR
MEA 200 Ductile iron slotted grating-E 600-0.5 m 5/198 CXL, heelguard *)***)****)	Ductile iron	500	298	010712984	9,49	54	GR
MEA 200 Ductile iron longitudinal bar grating-E 600-0.5 m 34/7.7 CXL, heelguard ²⁰ *)***)****)	Ductile iron	500	562	010152952	10,60	54	GR
MEA 200 Ductile iron WAVE grating-E 600-0.5 m 19/24 CXL *)***)****)	Ductile iron	500	1190	010140188	10,10	88	GR

Grid hook

Article	Material	EAN-Code	kg/unit	unit/pallet	MG
MEADRAIN/MEARIN Grid hook	Galv. steel	010152115	0,23	1	GR

MEA 200 CLIPFIX Anti-theft protection


Article	Material	EAN-Code	kg/unit	unit/pallet	MG
MEA 200 CLIPFIX Anti-theft protection, bolt fixing required, 10 Pack ²⁴⁾	Stainl. steel, Plastic	010714709	1,20	1	GR


> **NOTE** The detailed explanation of the footnotes can be found on page 436.

MEARIN PLUS/EXPERT 3000 SYSTEM OVERVIEW



- 1- Innovative CLIPFIX grating locking mechanism
Gratings made of ductile iron, galvanised and stainless-steel.
- 2- **MEARIN PLUS**: Highly stable edge protection 6.0 mm made of glass-fibre-reinforced composite material.
- 3- **MEARIN EXPERT V/E**: Firmly anchored 4 mm edge protection made of galvanised (V) and stainless-steel (E) fulfills even the highest requirements of users within the heavy load range.
- 4- High stability of the drainage channel body enables a broad utilization range, all the way up to drainage solutions of the class E 600.
- 5- Optimized flow cross section provides a higher drainage performance, and particularly provides a very good self-cleaning effect.
- 6- Practical plug system for an accurate setting of the drainage channel body with many strand variants.
- 7- Deep-seated anchorage bays in the drainage channel body guarantee stable attachment to the concrete bed.
- 8- **MEARIN PLUS/EXPERT**: Glass-fibre-reinforced composite material - drainage channel body in thermosetting polymer quality guarantees a high maximum load bearing capacity, temperature stability and resistance to deformation.





- > Complete, sealable glass-fibre-reinforced composite channel system with accessories
- > For standardized applications, EN 1433 conform
- > With innovative CLIPFIX grating locking mechanism
- > Grates made of galvanised steel, stainless-steel and ductile iron with CLIPFIX grating locking mechanism

MEARIN PLUS 3000 CHANNELS



MEARIN PLUS 3000 + design grating WAVE



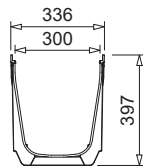
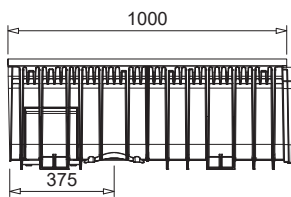
MEARIN PLUS 3000 + mesh grating



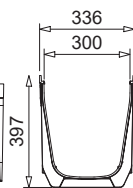
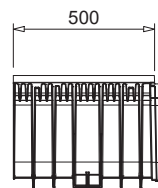
MEARIN PLUS 3000 + ductile iron grating



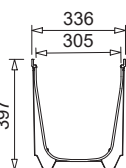
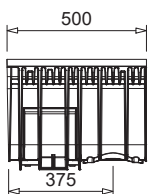
MEARIN PLUS 3000



012140400



012140402



012140404

MEARIN PLUS 3000 DRAINAGE CHANNEL WITHOUT SLOPE WITH GRP EDGE AND SEALING JOINT ACCORDING TO EN 1433

Channel made of glass-fibre-reinforced composite. Clear width 300 mm, total width 336 mm. Suitable for all channel covers **MEA 300 CLIPFIX** and **MEA TSH 300 TOPSLOT**. For the realisation of water level slopes. Loading classes A 15 to D 400** according to EN 1433. Load capacity according to specification when installed according to the MEA installation instructions.

MEARIN PLUS 3000 Complete channels incl. cover **)

Article	Length (mm)	Height (mm)	EAN-Code	kg/unit	unit/pallet	MG
MEARIN PLUS 3000.0 complete channel with ductile iron WAVE grating-C 250-1 m CXL ^{6) 14) *) **)}	1000	397	012140822	42,80	36	MR
MEARIN PLUS 3000.0 complete channel with galv. mesh grating-C 250-1 m CXL ^{6) 14) *) **)}	1000	397	012140826	44,60	8	MR
MEARIN PLUS 3000 complete channel with ductile iron slotted grating-C 250-1 m CX ^{6) 14) *) **)}	1000	397	012140834	37,00	8	MR
MEARIN PLUS 3000.0 complete channel with ductile iron WAVE grating-D 400-1 m CXL ^{6) 14) *) **)}	1000	397	012140828	49,80	8	MR
MEARIN PLUS 3000 complete channel with ductile iron slotted grating-D 400-1 m CX ^{6) 14) *) **)}	1000	397	012140836	45,00	8	MR

MEARIN PLUS 3000 Drainage channel body without slope, loading classes up to D 400 **)

Article	Length (mm)	Height (mm)	EAN-Code	kg/unit	unit/pallet	MG
MEARIN PLUS 3000.0 Drainage channel body ^{6) 14) **)}	1000	397	012140400	10,00	12	MR
MEARIN PLUS 3000.1 Drainage channel body ^{3) **)}	500	397	012140402	5,90	24	MR
MEARIN PLUS 3000.1 RW Drainage channel body for change of drain direction ^{6) 14) 15) **)}	500	397	012140404	5,90	24	MR

> **NOTE** The detailed explanation of the footnotes can be found on page 436.

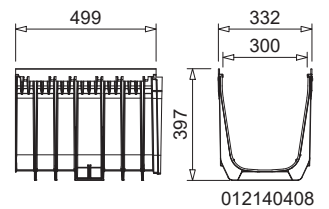
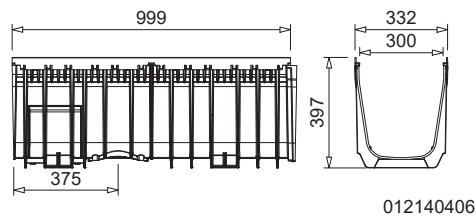
MEARIN EXPERT V/E 3000 CHANNELS



MEARIN EXPERT V 3000 + ductile iron grating WAVE



MEARIN EXPERT V/E 3000



MEARIN EXPERT 3000 DRAINAGE CHANNEL WITHOUT SLOPE WITH INTEGRATED EDGE MADE OF GALVANISED STEEL (V) OR STAINLESS-STEEL (E) AND SEALING JOINT ACCORDING TO EN 1433

Channel made of glass-fibre-reinforced composite. Clear width 300 mm, total width 332 mm. Suitable for all channel covers **MEA 300 CLIPFIX** and **MEA TSH 300 TOPSLOT**. For the realisation of water level slopes. Loading classes A 15 to E 600** according to EN 1433. Load capacity according to specification when installed according to the MEA installation instructions.

MEARIN EXPERT V 3000 complete drainage channels incl. cover **)

Article	Length (mm)	Height (mm)	EAN-Code	kg/unit	unit/pallet	MG
MEARIN EXPERT V 3000.0 complete channel with ductile iron WAVE grating-D 400-1 m CXL ^{6) 14) *) **)}	1000	397	012140823	51,72	8	MR
MEARIN EXPERT V 3000.0 complete channel with ductile iron WAVE grating-E 600-1 m CXL ^{6) 14) *) **)}	1000	397	012140824	59,92	8	MR

MEARIN EXPERT V 3000 Drainage channel body without slope, loading classes up to E 600 **)

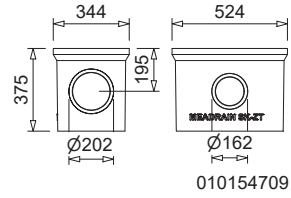
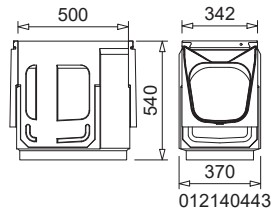
Article	Length (mm)	Height (mm)	EAN-Code	kg/unit	unit/pallet	MG
MEARIN EXPERT V 3000.0 Drainage channel body ^{6) 14) **)}	1000	397	012140406	11,80	12	MR
MEARIN EXPERT V 3000.1 Drainage channel body ^{3) **)}	500	397	012140408	6,86	24	MR
MEARIN EXPERT V 3000.1 RW Drainage channel body for change of drain direction ^{6) 14) 15) **)}	500	397	012140410	6,86	24	MR

MEARIN EXPERT E 3000 Drainage channel body without slope, loading classes up to E 600 **)

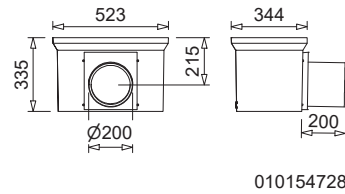
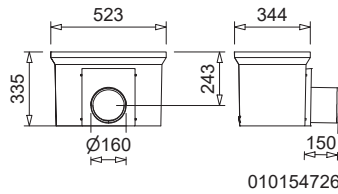
Article	Length (mm)	Height (mm)	EAN-Code	kg/unit	unit/pallet	MG
MEARIN EXPERT E 3000.0 Drainage channel body ^{6) 14) **)}	1000	397	012140982	11,80	14	MR
MEARIN EXPERT E 3000.1 Drainage channel body ^{3) **)}	500	397	012140984	6,86	24	MR
MEARIN EXPERT E 3000.1 RW Drainage channel body for change of drain direction ^{6) 14) 15) **)}	500	397	012140986	6,86	28	MR

> **NOTE** The detailed explanation of the footnotes can be found on page 436.

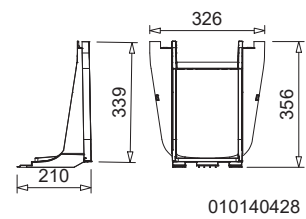
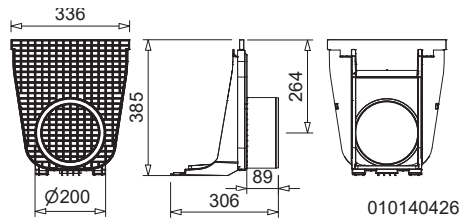

MEARIN PLUS/EXPERT 3000 ACCESSORIES



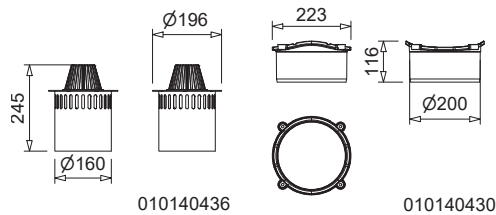
MEARIN EXPERT 3000 SK-OT
MEA SK-ZT gully intermediate part



MEA SK-UT short gully lower part



MEARIN PLUS/EXPERT 3000 end caps
and accessories



MEARIN PLUS/EXPERT 3000 outlet
connection

MEARIN PLUS/EXPERT 3000 ACCESSORIES

Gully upper, intermediate and lower part made of polymer concrete, with moulded channel adapter for MEARIN 3000. Clear width 300 mm. Suitable for drainage channel covers **MEA 300 CLIPFIX** and **MEA TSH 300 TOPSLOT**. Load capacity according to specification when installed according to the MEA installation instructions.

MEARIN PLUS/EXPERT 3000 Gully **)

Article	Length (mm)	Height (mm)	EAN-Code	kg/unit	unit/pallet	MG
MEARIN PLUS 3000 SK-OT Gully upper part made of polymer concrete with GRP edge **)	574	540	012140442	43,80	8	MR
MEARIN EXPERT V 3000 SK-OT Gully upper part made of polymer concrete with galvanised steel edge **)	574	540	012140443	43,80	8	MR
MEARIN EXPERT E 3000 SK-OT Gully upper part made of polymer concrete with stainless-steel edge **)	574	540	012140988	43,80	8	MR
MEA SK-ZT Gully intermediate part made of polymer concrete for a height extension	524	375	010154709	23,31	12	MD
MEA SK-UT short Gully lower part, with integrated drain outlet \varnothing 160 mm	524	335	010154726	25,16	4	MD
MEA SK-UT short Gully lower part, with integrated drain outlet \varnothing 200 mm	524	335	010154728	27,00	4	MD
MEA Gully plastic sediment bucket-short for gully with upper and lower part	-	-	010154714	1,90	60	MD
MEA Gully plastic sediment bucket-long for gully with upper, intermediate and lower part *)	-	-	010154718	2,50	40	MD

MEARIN PLUS/EXPERT 3000 End caps and connection accessories

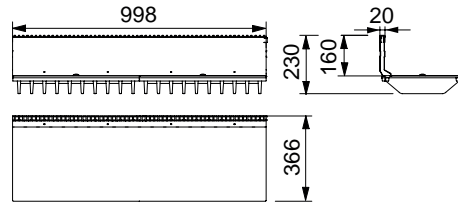

Article	Material	Height (mm)	EAN-Code	kg/unit	unit/pallet	MG
MEARIN PLUS/EXPERT 3000.SE End cap closed, for channel start/end with preforming for \varnothing 200 mm pipe connection	PP	371	010140424	0,69	1	MR
MEARIN PLUS/EXPERT 3000.ES End cap with pipe outlet \varnothing 200 mm for a lateral channel connection	PP	385	010140426	0,94	20	MR
MEARIN PLUS/EXPERT 3000 Adapter for lateral channel connection, to corner, T- and cross connections	PP	339	010140428	0,30	1	MR
MEARIN PLUS/EXPERT 3000 Vertical outlet connection \varnothing 200 mm	PP	-	010140430	0,37	1	MR
MEARIN PLUS/EXPERT 3000 Odour trap with dirt filter and dirt trap	PP, Galv. steel	-	010140436	2,50	1	MR

Jointing compounds for STANDARD applications ***)

Article	Material	EAN-Code	kg/unit	unit/pallet	MG
SABA MS Floor GREY sealant 600 ml in a bag, stable ***)	MS-polymer-basis	010152708	0,88	1	PG
SABA MS Floor BLACK sealant 600 ml in a bag, stable ***)	MS-polymer-basis	010152700	0,84	1	PG
SABA Primer 9102 for undercoat, 1 liter	Silane-basis	010155803	0,92	1	PG
Joint Cleaner solvent 48, 1 liter, Cleaner for adhesive flanks	-	010155807	0,84	1	PG
Dispensing gun for 600 ml bags	-	010152707	0,63	1	PG

> **NOTE** The detailed explanation of the footnotes can be found on page 436.

MEA TSH 300 TOPSLOT



012154790

MEA TSH 300 TOPSLOT, lateral
with inspection element

MEA TSH 300 TOPSLOT

MEA TSH 300 TOPSLOT suitable for channel systems **MEARIN PLUS/EXPERT 3000** and **MEADRAIN SV/SE/SG 3000**. Covers all ranges of application. Loading class A 15 to E 600** according to EN 1433. Load capacity according to specification, when installed according to the MEA installation instructions.

MEA TSH 300 TOPSLOT lateral, galvanised steel, neck height 160 mm, loading class E 600 **)

Article	Material	Length (mm)	Height (mm)	EAN-Code	kg/unit	unit/pallet	MG
MEA TSH 300.0 / 160 TOPSLOT-E 600-Galv.steel-1 m-lateral incl. 2 ductile iron grates *)**)	Galv. steel, Ductile iron	1000	160	012154790	47,81	1	GR
MEA TSH 300.1 / 160 TOPSLOT-E 600-Galv.steel-0.5 m-lateral 1 ductile iron grating *)**)	Galv. steel	500	160	012154798	23,76	1	GR
MEA TSH 300.R / 160 Galv. inspection element upper part E 600-0.5 m *)	Galv. steel	500	160	012154794	19,30	1	GR
MEA TSH TOPSLOT 300.0/160 E 600-Stainl.steel-1 m-lateral incl. 2 ductile iron grates	Stainl. steel, Ductile iron	1000	230	012154796	47,81	1	GR
MEA TSH TOPSLOT 300.1/160 E 600-Stainl.steel-0.5 m-lateral incl. 1 ductile iron grating *)**)	Stainl. steel, Ductile iron	500	230	012154802	21,90	1	GR
MEA TSH 300.R / 160 Inspection element upper part AISI 304-0.5 m without grate, suitable for screw-on grate covers or grate covers with non-bolted PROFIX channel cover securement *)	Stainl. steel	500	-	012154800	17,00	1	GR

Polymer concrete

Concrete

MEA TSH 300 TOPSLOT ACCESSORIES

MEA TSH 300 TOPSLOT Accessories

Article	Material	Height (mm)	EAN-Code	kg/unit	unit/pallet	MG
MEA TSH.SE End cap made of galvanised steel	Galv. steel	156	012159030	0,03	1	GR
MEA TSH plastic caps for Inspection element upper part-thread for replacement delivery	PP	-	010152866	0,01	1	GR
MEA TSH quick connector for grating for replacement delivery	PP	-	010152900	0,01	1	GR
MEA TSH assembly tool- 2 items necessary	Galv. steel	-	010152858	0,19	1	GR

Metal

MEA TSH 300 TOPSLOT Grates for revision elements


Article	Material	Length (mm)	Inl. sect. area Ø cm ² /m above	EAN-Code	kg/unit	unit/pallet	MG
MEA 300 Ductile iron slotted grating-D 400-0.5 m 18/143 bolt fixing required *)***)****)	Ductile iron	500	-	010154849	16,09	54	MD
MEA 300 Ductile iron slotted grating-F 900-0.5 m 16/145 bolt fixing required *)***)****)	Ductile iron	500	-	010154853	25,00	30	MD
MEA TSH 150/200/300 Grating locking bolt with washer for inspection element, 4 pieces/grating will be needed *)	Stainl. steel	-	-	010153104	0,02	1	GR

Rainwater treatment

> **NOTE** The detailed explanation of the footnotes can be found on page 436.

Door mat


MEA 300 CLIPFIX CHANNEL COVERS



Mesh grating 20/30




Ductile iron WAVE



Longitudinal bar grating



Ductile iron slotted grating, heelguard



Ductile iron solid cover



Ductile iron slotted grating

MEA 300 CLIPFIX CHANNEL COVERS

With non-bolted CLIPFIX channel cover securement, with longitudinal shift protection. Suitable for the systems **MEARIN PLUS/EXPERT 3000** and **MEADRAIN SV/SE/SG 3000**. For drainage channel body and gully, total width of grates 322 mm. Loading classes B 125 to E 600** according to EN 1433.

MEA 300 channel covers, loading class B 125 with non-bolted CLIPFIX channel cover securement

Article	Material	Length (mm)	Inl. sect. area Ø cm ² /m above	EAN-Code	kg/unit	unit/pallet	MG
MEA 300 Stainless-steel longitudinal bar grating-B 125-1 m 31/7 CXL, heelguard *)	Stainl. steel	1000	1562	010712986	15,50	204	GR
MEA 300 Stainless-steel longitudinal bar grating-B 125-0.5 m 31/7 CXL, heelguard *)	Stainl. steel	500	1562	010712988	7,90	204	GR

> NOTE The detailed explanation of the footnotes can be found on page 436.

MEA 300 CLIPFIX CHANNEL COVERS

With non-bolted CLIPFIX channel cover securement, with longitudinal shift protection. Suitable for the systems **MEARIN PLUS/EXPERT 3000** and **MEADRAIN SV/SE/SG 3000**. For drainage channel body and gully, total width of grates 322 mm. Loading classes B 125 to E 600** according to EN 1433.

MEA 300 channel covers, loading class C 250 with non-bolted CLIPFIX channel cover securement

Article	Material	Length (mm)	Inl. sect. area Ø cm ² /m above	EAN-Code	kg/unit	unit/pallet	MG
MEA 300 Ductile iron slotted grating-C 250-0.5 m 18/295 CXL *)****)	Ductile iron	500	1620	010712850	13,42	66	GR
MEA 300 Ductile iron slotted grating-C 250-0.5 m 5/295 CXL, heelguard *)****)	Ductile iron	500	454	010712990	15,67	30	GR
MEA 300 Ductile iron WAVE grating-C 250-0.5 m 19/24 CXL *)****)	Ductile iron	500	1780	010140449	15,30	60	GR
MEA 300 Galv. mesh grating-C 250-1 m 20/30 CXL	Galv. steel	1000	2309	010152364	31,15	40	GR
MEA 300 Galv. mesh grating-C 250-0.5 m 20/30 CXL	Galv. steel	500	2309	010152366	16,74	80	GR
MEA 300 Stainless-steel mesh grating-C 250-1 m 20/30 CXL *)	Stainl. steel	1000	2309	010152954	31,15	40	GR
MEA 300 Stainless-steel mesh grating-C 250-0.5 m 20/30 CXL *)	Stainl. steel	500	2309	010152956	16,74	80	GR

MEA 300 channel covers, loading class D 400 with non-bolted CLIPFIX channel cover securement **)

Article	Material	Length (mm)	Inl. sect. area Ø cm ² /m above	EAN-Code	kg/unit	unit/pallet	MG
MEA 300 Ductile iron slotted grating-D 400-0.5 m 18/295 CXL *)******)	Ductile iron	500	1620	010712852	17,00	48	GR
MEA 300 Ductile iron WAVE grating-D 400-0.5 m 17/24 CXL *)******)	Ductile iron	500	1780	010140455	18,90	30	GR

MEA 300 channel covers, loading class E 600 with non-bolted CLIPFIX channel securement **)

Article	Material	Length (mm)	Inl. sect. area Ø cm ² /m above	EAN-Code	kg/unit	unit/pallet	MG
MEA 300 Ductile iron slotted grating-E 600-0.5 m 18/295 CXL *)******)	Ductile iron	500	1620	010712870	19,45	54	GR
MEA 300 Ductile iron slotted grating-E 600-0.5 m 5/295 CXL, heelguard *)******)	Ductile iron	500	450	010712996	21,28	50	GR
MEA 300 Ductile iron longitudinal bar grating-E 600-0.5 m 31/7.7 CXL, heelguard ²⁰⁾ *)******)	Ductile iron	500	401	010712998	20,90	54	GR
MEA 300 Ductile iron WAVE grating-E 600-0.5 m 19/24 CXL *)******)	Ductile iron	500	1780	010140457	23,00	30	GR
MEA 300 Ductile iron solid cover-E 600-0.5 m CXL *)******)	Ductile iron	500	-	010712853	17,20	50	GR

Grid hook

Article	Material	EAN-Code	kg/unit	unit/pallet	MG
MEADRAIN/MEARIN Grid hook	Galv. steel	010152115	0,23	1	GR

> **NOTE** The detailed explanation of the footnotes can be found on page 436.



MEAFLUID

MEAFLUID redefines the boundaries in the use and installation of channels thanks to the versatility of possibilities in which this system can be used for drainage purposes. Available in 2 widths, 100 and 150 mm, MEAFLUID is particularly adapted for being used for gar-

dens, front yards and green spaces, offering high water drainage levels and coupled with extra-long living qualities. MEAFLUID is ideal for all who are searching for a professional quality drainage solution coupled to an easy to handle and fast to mount product at a fair price.



- > Extremely sturdy thanks to the GRP material
- > Widths: 100 and 150 mm
- > Easy to install
- > Exceptional value for money
- > Very light and extremely stable


MEAFUID 1000 DRAINAGE CHANNELS



MEAFUID 1000.0 + galvanised steel grating



MEAFUID 1000.0 + mesh grating M30/10



MEAFUID 1000.0 + ductile iron grating



MEAFUID 1000.0 drainage channel



MEAFUID BLACK 1000.0 +
galvanised steel grating



MEAFUID BLACK 1000.0 +
ductile iron grating



MEAFUID BLACK 1000.0
drainage channel

MEAFUID 1000 DRAINAGE CHANNEL WITH GRP EDGE

Channel made of glass-fibre-reinforced composite. Clear width 100 mm, total width 136 mm. Suitable for all channel covers with **non-bolted MEA 100 CLIPFIX** and **TOPFIX** channel securement, **MEA 100 channel covers with bolt fixing required** channel cover securement and **MEA TSC 100 TOPSLOT**. For the realisation of water level slopes. Loading classes A 15 to C 250 according to EN 1433. Load capacity according to specification when installed according to the MEA installation instructions.

MEAFUID 1000 Complete channels incl. cover

Article	Length (mm)	Height (mm)	EAN-Code	kg/unit	unit/pallet	MG
MEAFUID GREY 1000.0 complete channel 1 m with galv. slotted grating-A 15 TX ⁴⁾	1000	127	010145124	4,90	48	MU
MEAFUID GREY 1000.0 complete channel 1 m with galv. mesh grating-B 125 CXL ⁴⁾	1000	127	010145126	5,90	48	MU
MEAFUID GREY 1000.0 complete channel 1 m with plastic slotted grating-B 125 CXL ⁴⁾	1000	127	010145128	4,30	48	MU
MEAFUID GREY 1000.0 complete channel 1 m with ductile iron slotted grating-B 125 CXL ^{4)*)}	1000	127	010145130	6,80	48	MU
MEAFUID GREY 1000.0 complete channel 1 m with plastic slotted grating-C 250 CX ⁴⁾	1000	127	010145127	4,74	48	MU
MEAFUID GREY 1000.0 complete channel 1 m with ductile iron slotted grating-C 250 CX ^{4)*)}	1000	127	010145129	9,20	48	MU

Polymer concrete

Concrete

MEAFUID 1000 Drainage channel body without slope, loading classes up to C 250

Article	Length (mm)	Height (mm)	EAN-Code	kg/unit	unit/pallet	MG
MEAFUID GREY 1000.0 Drainage channel body-1 m ⁴⁾	1000	127	010145100	2,60	50	MU

MEAFUID BLACK 1000 complete channels incl. cover

Article	Length (mm)	Height (mm)	EAN-Code	kg/unit	unit/pallet	MG
MEAFUID BLACK 1000.0 complete channel 1 m with galv. slotted grating-A 15 TX ⁴⁾	1000	127	010145005	5,00	48	MU
MEAFUID BLACK 1000.0 complete channel 1 m with plastic slotted grating-B 125 CXL ⁴⁾	1000	127	010145137	4,19	48	MU
MEAFUID BLACK 1000.0 complete channel 1 m with ductile iron slotted grating-B 125 CX ^{4)*)}	1000	127	010145009	5,00	48	MU
MEAFUID BLACK 1000.0 complete channel 1 m with plastic slotted grating-C 250 CXL ⁴⁾	1000	127	010145135	4,74	48	MU
MEAFUID BLACK 1000.0 complete channel 1 m with ductile iron slotted grating-C 250 CXL ^{4)*)}	1000	127	010145139	9,20	48	MU
MEAFUID BLACK 1000.1 complete channel 0.5 m with galv. slotted grating-A 15 TX	500	127	010145006	2,50	54	MU

Metal

Rainwater treatment

MEAFUID BLACK 1000 Drainage channel body without slope, loading classes up to C 250

Article	Length (mm)	Height (mm)	EAN-Code	kg/unit	unit/pallet	MG
MEAFUID BLACK 1000 Drainage channel body-1 m ⁴⁾	1000	127	010145000	2,60	50	MU
MEAFUID BLACK 1000 Drainage channel body-0.5 m	500	127	010145008	1,30	54	MU

Door mat

> **NOTE** The detailed explanation of the footnotes can be found on page 436.

MEAFLUID 1000 ACCESSORIES



MEAFLUID 1000.EK silt box



MEAFLUID BLACK 1000.EK silt box



MEAFLUID 1000.EK end cap

ME AFLUID 1000 ACCESSORIES

ME AFLUID BLACK 1000 Complete silt box with slotted grating

Article	Length (mm)	Height (mm)	EAN-Code	kg/unit	unit/pallet	MG
ME AFLUID BLACK 1000.EK silt box with galv. slotted grating-A 15-0.5 m TX	500	395	010145007	4,00	16	MU

ME AFLUID (BLACK) 1000 Silt box with sediment bucket

Article	Length (mm)	Height (mm)	EAN-Code	kg/unit	unit/pallet	MG
ME AFLUID 1000.EK silt box 0.5 m with sediment bucket	500	395	010145108	5,00	16	MU
ME AFLUID BLACK 1000.EK silt box 0.5 m with sediment bucket	500	395	010145002	2,60	16	MU
MEA GARD LINE-RIN-FLUID 1000-Plastic sediment bucket *)	466	150	010710061	0,31	1	MG

ME AFLUID 1000 End caps


Article	Material	Height (mm)	EAN-Code	kg/unit	unit/pallet	MG
ME AFLUID GREY 1000.SE closed end cap for channel start/end with pipe connection option \varnothing 75 mm	PP	119	010141350	0,06	1	MU
ME AFLUID GREY 1000.SE closed end cap for channel start/end with pipe connection option \varnothing 80 mm	PP	119	010141352	0,06	1	MU
ME AFLUID BLACK 1000.SE closed end cap for channel start/end with pipe connection option \varnothing 75 mm	PP	119	010145003	0,30	1	MU
ME AFLUID BLACK 1000 connector \varnothing 110 mm	GRP	-	010145004	0,30	1	MU
ME AFLUID 1000 Drainage kit, contains drainage connector \varnothing 110 mm, odour trap, and 2 end caps closed	PP	-	010141400	0,30	1	MU

Grid hook

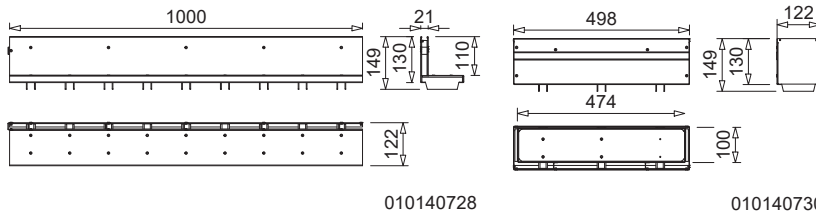
Article	Material	EAN-Code	kg/unit	unit/pallet	MG
MEADRAIN/MEARIN Grid hook	Galv. steel	010152115	0,23	1	GR

> **NOTE** The detailed explanation of the footnotes can be found on page 436.

MEA TOPSLOT



MEA TSL 100 TOPSLOT
lateral, neck height 110 mm

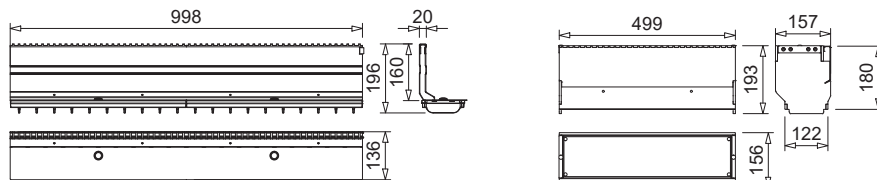


010140728

010140730




MEA TSH 100 TOPSLOT, lateral, with
inspection element

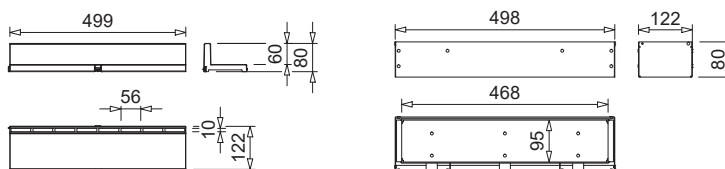


012152875

012152883



MEA TSC 100 TOPSLOT
lateral, PP, neck height 60 mm



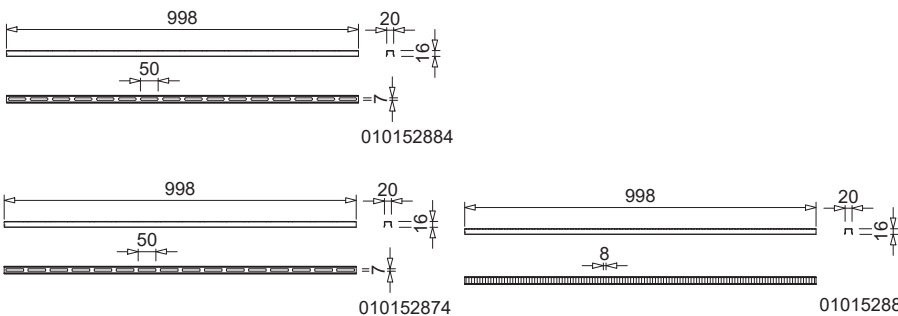
010152860

010152859



NEW

MEA TS E-BLADE covers
for MEA TSC TOPSLOTS



010152884

010152874

010152886

MEA TSC 100 TOPSLOT

MEA TSC 100 TOPSLOT suitable for channel systems **MEAHOME PLUS**, **MEAFUID 1000** and **MEAPARK**. Loading class A 15 according to EN 1433. Load capacity according to specification, when installed according to the MEA installation instructions.

MEA TSC 100 TOPSLOT lateral, PP, neck height 60 mm, loading class A 15

Article	Material	Length (mm)	Inl. sect. area Ø cm ² /m above	EAN-Code	kg/unit	unit/pallet	MG
MEA TSC 100/60 TOPSLOT-A 15-PP-0.5 m	Plastic	500	90	010152860	0,45	1	DY
MEA TSC 100.R/60-Galv. inspection element-A 15-0.5 m	Galv. steel	500	153	010152859	2,28	1	DY

MEA TSC 100 ACCESSORIES

MEA TSL / TSC 100 Topslots Accessories

Article	Material	EAN-Code	kg/unit	unit/pallet	MG
MEA TSL-TSC Grate hook for TOPSLOT, 2 pieces required	Galv. steel	010152113	0,42	1	GR

NEW MEA TS E-BLADE covers for MEA TSC TOPSLOTS

Article	Material	Length (mm)	Width (mm)	Height (mm)	EAN-Code	kg/unit	unit/pallet	MG
MEA TS E-Blade S-1 m- Design clip-on grille for MEA TSC TOPSLOTS *)	Stainl. steel	1000	22	16	010152874	0,28	1	DY
MEA TS E-Blade R-1 m- Design clip-on grille for MEA TSC TOPSLOTS *)	Stainl. steel	1000	22	16	010152884	0,28	1	DY
MEA TS E-Blade L-1 m- Design clip-on grille for MEA TSC TOPSLOTS *)	Stainl. steel	1000	22	16	010152886	0,28	1	DY

MEA 100 TOPFIX CHANNEL COVERS

With non-bolted TOPFIX channel cover securement, without longitudinal shift protection. Suitable for the systems **MEARIN PLUS 1000**, **MEARIN PLUS F 1000** and **MEAFUID 1000**. For drainage channel body and silt box, total width of grates 122 mm. Loading class A 15 according to EN 1433.

MEA 100 channel covers, loading class A 15 with non-bolted TOPFIX channel cover securement

Article	Material	Length (mm)	Inl. sect. area Ø cm ² /m above	EAN-Code	kg/unit	unit/pallet	MG
MEA 100 Galv. slotted grating-A 15-1 m 10/85 TX *)	Galv. steel	1000	280	010141704	1,13	400	GR
MEA 100 Galv. slotted grating-A 15-0.5 m 10/85 TX *)	Galv. steel	500	280	010141703	0,65	1	GR
MEA 100 Stainl. steel slotted grating-A 15-1 m 10/85 TX *)	Stainl. steel	1000	280	010141732	1,42	400	GR
MEA 100 Stainl. steel slotted grating-A 15-0.5 m 10/85 TX *)	Stainl. steel	500	280	010141734	0,71	1	GR

> **NOTE** The detailed explanation of the footnotes can be found on page 436.

MEA 100 CLIPFIX CHANNEL COVERS

With non-bolted CLIPFIX channel cover securement, with and without longitudinal shift protection. Suitable for the systems **MEARIN PLUS/ EXPERT 1000, MEARIN PLUS F 1000, MEAHOME PLUS, MEAFUID 1000, MEADRAIN SV/SE/SG 1000** and **MEADRAIN SVF/SEF 1000**. For drainage channel body and silt box, total width of grates 122 mm. Loading classes A 15 to C 250 according to EN 1433.

MEA 100 channel covers, loading class A 15 with non-bolted CLIPFIX channel cover securement

Article	Material	Length (mm)	Inl. sect. area Ø cm ² /m above	EAN-Code	kg/unit	unit/pallet	MG
MEA 100 Plastic longitudinal bar grating-A-0.5 m 39/7.7 CXL, black, heelguard	PP	500	159	010152570	0,40	252	GR
MEA 100 Plastic longitudinal bar grating-A-0.5 m 39/7.7 CXL, grey, heelguard	PP	500	159	010152572	0,40	252	GR
MEA 100 Galv. slotted grating-A 15-1 m 10/85 CX	Galv. steel	1000	280	010152107	1,42	150	GR
MEA 100 Galv. slotted grating-A 15-0.5 m 10/85 CX	Galv. steel	500	280	010152109	0,85	300	GR
MEA 100 Galv. longitudinal bar grating-A 15-1 m CX	Galv. steel	1000	609	010730798	2,87	300	GR
MEA 100 Galv. longitudinal bar grating-A 15-0.5 m CX	Galv. steel	500	609	010730800	1,49	300	GR
MEA 100 Galv. mesh grating-A 15-1 m 30/10 CX	Galv. steel	1000	845	010152204	2,48	168	GR
MEA 100 Galv. mesh grating-A 15-0.5 m 30/10 CX	Galv. steel	500	845	010152209	1,25	300	GR
MEA 100 Galv. perforated grating-A 15-1 m Ø 6 mm CX, heelguard *)	Galv. steel	1000	170	010152920	1,75	150	GR
MEA 100 Galv. perforated grating-A 15-0.5 m Ø 6 mm CX, heelguard *)	Galv. steel	500	170	010152922	0,95	100	GR
MEA 100 Stainl. steel slotted grating-A 15-1 m 10/85 CX *)	Stainl. steel	1000	280	010152223	1,42	100	GR
MEA 100 Stainl. steel slotted grating-A 15-0.5 m 10/85 CX *)	Stainl. steel	500	280	010152225	0,87	204	GR
MEA 100 Stainl. steel longitudinal bar grating-A 15-1 m CX *)	Stainl. steel	1000	609	010730802	2,73	60	GR
MEA 100 Stainl. steel longitudinal bar grating-A 15-0.5 m CX *)	Stainl. steel	500	609	010730804	1,35	300	GR
MEA 100 Stainl. steel mesh grating-A 15-1 m 30/10 CX *)	Stainl. steel	1000	845	010730334	2,20	100	GR
MEA 100 Stainl. steel mesh grating-A 15-0.5 m 30/10 CX *)	Stainl. steel	500	845	010730336	1,40	300	GR
MEA 100 Stainl. steel perforated grating-A 15-1 m Ø 6 mm CX, heelguard *)	Stainl. steel	1000	170	010152924	1,75	100	GR
MEA 100 Stainl. steel perforated grating-A 15-0.5 m Ø 6 mm CX, heelguard *)	Stainl. steel	500	170	010152926	0,95	50	GR

MEA 100 channel covers, loading class B 125 with non-bolted CLIPFIX channel cover securement

Article	Material	Length (mm)	Inl. sect. area Ø cm ² /m above	EAN-Code	kg/unit	unit/pallet	MG
MEA 100 Ductile iron slotted grating-B 125-0.5 m 12/95 CXL *)****)	Ductile iron	500	556	010145125	2,20	272	GR
MEA 100 recycled plastic slotted grating-B 125-0.5 m 6/45 CXL, heelguard	Regranulate	500	207	010152428	0,85	252	GR
MEA 100 Galv. longitudinal bar grating-B 125-1 m 31/7 CXL, heelguard	Galv. steel	1000	590	010730806	4,00	96	GR
MEA 100 Galv. longitudinal bar grating-B 125-0.5 m 31/7 CXL, heelguard	Galv. steel	500	590	010730808	1,99	300	GR
MEA 100 Galv. mesh grating-B 125-1 m 30/10 CXL	Galv. steel	1000	845	010152324	3,23	150	GR
MEA 100 Galv. mesh grating-B 125-0.5 m 30/10 CXL	Galv. steel	500	845	010152326	1,71	300	GR
MEA 100 Stainl. steel longitudinal bar grating-B 125-1 m 31/7 CXL, heelguard *)	Stainl. steel	1000	590	010730810	3,57	48	GR
MEA 100 Stainl. steel longitudinal bar grating-B 125-0.5 m 31/7 CXL, heelguard *)	Stainl. steel	500	590	010730812	1,86	300	GR
MEA 100 Stainl. steel (AISI 304) PRIME grating-B 125-1 m 30/5 CXL, heelguard *)	Stainl. steel	1000	436	010730817	4,50	1	GR

> NOTE The detailed explanation of the footnotes can be found on page 436.

MEA 100 CLIPFIX CHANNEL COVERS

With non-bolted CLIPFIX channel cover securement, with and without longitudinal shift protection. Suitable for the systems **MEARIN PLUS/ EXPERT 1000, MEARIN PLUS F 1000, MEAHOME PLUS, MEAFUID 1000, MEADRAIN SV/SE/SG 1000** and **MEADRAIN SVF/SEF 1000**. For drainage channel body and silt box, total width of grates 122 mm. Loading classes A 15 to C 250 according to EN 1433.

MEA 100 channel covers, loading class C 250 with non-bolted CLIPFIX channel cover securement

Article	Material	Length (mm)	Inl. sect. area Ø cm ² /m above	EAN-Code	kg/unit	unit/pallet	MG
MEA 100 Ductile iron slotted grating-C 250-0.5 m 10/95 CXL *)****)	Ductile iron	500	350	010152553	3,18	272	GR
MEA 100 Ductile iron slotted grating-C 250-0.5 m 5/95 CXL, heelguard *)****)	Ductile iron	500	156	010152555	3,31	272	GR
MEA 100 Design grating BAVARIA-C 250-0.5 m 10/21 CXL *)****)	Ductile iron	500	292	010152914	2,95	204	GR
MEA 100 Design grating HONEYCOMB-C 250-0.5 m 15/17 CXL *)****)	Ductile iron	500	206	010152910	3,38	204	GR
MEA 100 Ductile iron WAVE-grating-C 250-0.5 m 19/24 CXL *)****)	Ductile iron	500	546	010152440	3,84	216	GR
MEA 100 Plastic slotted grating-C 250-0.5 m 6/45 CXL, heelguard	Plastic	500	207	010152421	1,07	252	GR
MEA 100 Galv. slotted grating-C 250-1 m 10/85 CXL	Galv. steel	1000	280	010152442	4,40	150	GR
MEA 100 Galv. slotted grating-C 250-0.5 m 10/85 CXL	Galv. steel	500	280	010152444	2,10	150	GR
MEA 100 Galv. mesh grating-C 250-1 m 30/10 CXL	Galv. steel	1000	857	010152328	5,92	150	GR
MEA 100 Galv. mesh grating-C 250-0.5 m 30/10 CXL	Galv. steel	500	857	010152330	2,76	195	GR
MEA 100 perforated grating-Ø 6 mm-C 250-galv.steel-1 m CXL, heelguard	Galv. steel	1000	170	010152928	4,11	100	GR
MEA 100 perforated grating-Ø 6 mm-C 250-galv.steel-0.5 m CXL, heelguard	Galv. steel	500	170	010152930	2,05	100	GR
MEA 100 Stainl. steel slotted grating-C 250-1 m 10/85 CXL *)	Stainl. steel	1000	280	010152446	4,24	150	GR
MEA 100 Stainl. steel slotted grating-C 250-0.5 m 10/85 CXL *)	Stainl. steel	500	280	010152448	2,10	300	GR
MEA 100 Stainl. steel longitudinal bar grating-C 250-1 m 31/7 CXL, heelguard *)	Stainl. steel	1000	590	010152450	4,48	100	GR
MEA 100 Stainl. steel longitudinal bar grating-C 250-0.5 m 31/7 CXL, heelguard *)	Stainl. steel	500	590	010152452	2,86	30	GR
MEA 100 Stainl. steel mesh grating-C 250-1 m 30/10 CXL *)	Stainl. steel	1000	857	010152332	5,17	60	GR
MEA 100 Stainl. steel mesh grating-C 250-0.5 m 30/10 CXL *)	Stainl. steel	500	857	010152334	2,64	150	GR
MEA 100 perforated grating-Ø 6 mm-C 250-stainl.steel-1 m CXL, heelguard *)	Stainl. steel	1000	170	010152932	4,11	100	GR
MEA 100 perforated grating-Ø 6 mm-C 250-stainl.steel-0.5 m CXL, heelguard *)	Stainl. steel	500	170	010152934	2,05	100	GR

Polymer concrete

Concrete

Metal

MEA 100 CLIPFIX Anti-theft protection

Article	Material	EAN-Code	kg/unit	unit/pallet	MG
MEA 100 CLIPFIX Anti-theft protection, bolt fixing required, 10 Pack. Cannot be used in the MEARIN PLUS F 1000.0 shallow channel. ²⁴⁾	Plastic, Stainl. steel	010714705	0,60	1	GR

Rainwater treatment

Door mat

> **NOTE** The detailed explanation of the footnotes can be found on page 436.

MEAFUID 1500 DRAINAGE CHANNELS



MEAFUID 1500.0 + mesh grating 30/10



MEAFUID 1500.0 + ductile iron grating



MEAFUID 1500.0 drainage channel



MEAFUID BLACK 1500.0 +
ductile iron grating




MEAFUID BLACK 1500.0 +
galvanised mesh grating



MEAFUID BLACK 1500.0
drainage channel

MEAFUID 1500 ACCESSORIES



MEAFUID GREY/BLACK 1500 accessories

MEAFLUID 1500 DRAINAGE CHANNEL WITH GRP EDGE

Channel made of glass-fibre-reinforced composite. Clear width 150 mm, total width 186 mm. Suitable for all channel covers with **non-bolted CLIPFIX** channel securement and **MEA TSH 150 TOPSLOT**. For the realisation of water level slopes. Loading classes A 15 to C 250 according to EN 1433. Load capacity according to specification when installed according to the MEA installation instructions.

MEAFLUID GREY 1500 Complete channels incl. cover, loading classes up to C 250

Article	Length (mm)	Height (mm)	EAN-Code	kg/unit	unit/pallet	MG
MEAFLUID GREY 1500.0 complete drainage channel with ductile iron slotted grating B 125-1 m CX ^{2)*)}	1000	185	010142133	12,50	25	MU
MEAFLUID GREY 1500.0 complete drainage channel with galv. mesh grating-B 125-1 m CXL ²⁾	1000	185	010145132	9,17	25	MU
MEAFLUID GREY 1500.0 complete drainage channel with ductile iron slotted grating-C 250-1 m CXL ^{2)*)}	1000	185	010145134	14,70	25	MU

MEAFLUID 1500 Drainage channel without slope, loading classes up to C 250

Article	Length (mm)	Height (mm)	EAN-Code	kg/unit	unit/pallet	MG
MEAFLUID GREY 1500.0 Drainage channel body, 1 m ²⁾	1000	185	010145102	4,30	40	MU

MEAFLUID BLACK 1500 Complete drainage channels incl. cover

Article	Length (mm)	Height (mm)	EAN-Code	kg/unit	unit/pallet	MG
MEAFLUID BLACK 1500.0 complete drainage channel with ductile iron slotted grating-B 125-1 m CX ^{2)*)}	1000	185	010145141	12,20	25	MU
MEAFLUID BLACK 1500.0 complete drainage channel with mesh grating 30/10-galv. steel-B 125-1 m CX	1000	185	010145133	12,00	25	MU
MEAFLUID BLACK 1500.0 complete drainage channel with ductile iron slotted grating-C 250-1 m CX ^{2)*)}	1000	185	010145143	14,70	25	MU

MEAFLUID BLACK 1500 Drainage channel body, loading classes up to C 250

Article	Length (mm)	Height (mm)	EAN-Code	kg/unit	unit/pallet	MG
MEAFLUID BLACK 1500 Drainage channel body ²⁾	1000	-	010145145	4,30	40	MU

MEAFLUID 1500 ACCESSORIES

MEARIN PLUS (BLACK)/MEAFLUID 1500 Silt box without cover, with sediment bucket ******)

Article	Length (mm)	Height (mm)	EAN-Code	kg/unit	unit/pallet	MG
MEARIN PLUS/MEAFLUID 1500.EK Silt box with pipe connector Ø 160 mm, incl. sediment bucket **)	500	694	012145112	7,00	12	MR
MEARIN PLUS BLACK 1500.EK Silt box with pipe connector Ø 160 mm, incl. sediment bucket **)	500	694	012140618	7,00	12	MR

MEAFLUID 1500 End caps and connection accessories

Article	Material	Height (mm)	EAN-Code	kg/unit	unit/pallet	MG
MEAFLUID 1500.SE End cap for channel start/end	PP	175	010145116	0,32	1	MU
MEAFLUID 1500.E End cap with lateral pipe connection Ø 110 mm	PP	185	010145114	0,62	1	MU
MEAFLUID 1500 lateral connector Ø 125 mm	PP	-	010145113	0,09	1	MU

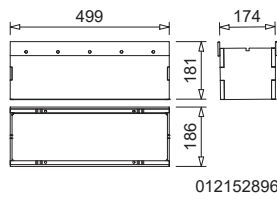
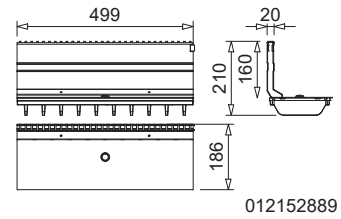
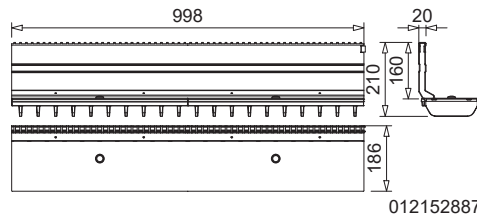
> **NOTE** The detailed explanation of the footnotes can be found on page 436.

MEAFUID DRAINAGE SYSTEM | CW 150


A 15 B 125 C 250




MEA TSH 150 TOPSLOT, lateral with inspection element



MEA 150 CLIPFIX CHANNEL COVERS




Mesh grating 30/10



Ductile iron slotted grating



Longitudinal bar grating



Ductile Iron WAVE



NEW MEA PRIME channel cover



Design grating HONEYCOMB



Design grating BAVARIA



NEW Plastic longitudinal bar grating

MEA 150 CLIPFIX CHANNEL COVERS

With non-bolted CLIPFIX channel cover securement, with longitudinal shift protection. Suitable for the systems **MEARIN PLUS/EXPERT 1500**, **MEARIN PLUS F 1500**, **MEAFUID 1500**, **MEADRAIN SV/SE/SG 1500** and **MEADRAIN SVF/SEF 1500**. For channel body and silt box, total width of grates 172 mm. Loading classes B 125 to C 250 according to EN 1433.

MEA 150 channel covers, loading class B 125 with non-bolted CLIPFIX channel cover securement

Article	Material	Length (mm)	Inl. sect. area Ø cm ² /m above	EAN-Code	kg/unit	unit/pallet	MG
MEA 150 Ductile iron slotted grating-B 125-0.5 m 12/147 CXL *)****)	Ductile iron	500	304	010712837	4,05	168	GR
NEW MEA 150 Plastic longitudinal bar grating-B 125-0.5 m 18/7 heelguard	Plastic	500	302,4	010152574	2,20	1	GR
MEA 150 Galv. longitudinal bar grating-B 125-1 m 31/7 CXL, heelguard	Galv. steel	1000	834	010730814	5,70	204	GR
MEA 150 Galv. longitudinal bar grating-B 125-0.5 m 31/7 CXL, heelguard	Galv. steel	500	834	010730816	3,01	204	GR
MEA 150 Galv. mesh grating-B 125-1 m 30/10 CXL	Galv. steel	1000	1338	010712834	4,71	100	GR
MEA 150 Galv. mesh grating-B 125-0.5 m 30/10 CXL	Galv. steel	500	1338	010712836	2,43	1	GR
MEA 150 Stainl. steel longitudinal bar grating-B 125-1 m 31/7 CXL, heelguard *)	Stainl. steel	1000	834	010730818	5,98	204	GR
MEA 150 Stainl. steel longitudinal bar grating-B 125-0.5 m 31/7 CXL, heelguard *)	Stainl. steel	500	834	010730820	3,03	204	GR
NEW MEA 150 Stainl. steel (AISI 304) PRIME grating-B 125-1 m 30/5 CXL, heelguard *)	Stainl. steel	1000	644	010730821	5,80	1	GR
MEA 150 Stainl. steel mesh grating-B 125-1 m 30/10 CXL *)	Stainl. steel	1000	1338	010152336	5,00	204	GR
MEA 150 Stainl. steel mesh grating-B 125-0.5 m 30/10 CXL *)	Stainl. steel	500	1338	010152338	2,50	100	GR

MEA 150 channel covers, loading class C 250 with non-bolted CLIPFIX channel cover securement

Article	Material	Length (mm)	Inl. sect. area Ø cm ² /m above	EAN-Code	kg/unit	unit/pallet	MG
MEA 150 Ductile iron slotted grating-C 250-0.5 m 12/147 CXL *)****)	Ductile iron	500	610	010712838	5,39	180	GR
MEA 150 Design grating BAVARIA-C 250-0.5 m 10/21 CXL *)****)	Ductile iron	500	445	010713280	4,98	104	GR
MEA 150 Design grating HONEYCOMB-C 250-0.5 m 15/17 CXL *)****)	Ductile iron	500	336	010713128	5,10	216	GR
MEA 150 Galv. mesh grating-C 250-1 m 30/10 CXL *)	Galv. steel	1000	1338	010152340	8,46	80	GR
MEA 150 Galv. mesh grating-C 250-0.5 m 30/10 CXL *)	Galv. steel	500	1338	010152342	4,16	20	GR
MEA 150 Stainl. steel mesh grating-C 250-1 m 30/10 CXL *)	Stainl. steel	1000	1338	010152344	8,25	204	GR
MEA 150 Stainl. steel mesh grating-C 250-0.5 m 30/10 CXL *)	Stainl. steel	500	1338	010152346	4,20	204	GR

Grid hook

Article	Material	EAN-Code	kg/unit	unit/pallet	MG
MEADRAIN/MEARIN Grid hook	Galv. steel	010152115	0,23	1	GR

> **NOTE** The detailed explanation of the footnotes can be found on page 436.

GLASS-FIBRE REINFORCED | MEAHOME PLUS/CLASSIC



MEAHOME PLUS/MEAHOME CLASSIC

Easy and quick to install, yet durable and low-maintenance this drainage solution is perfectly suited for all applications around the house.

The MEAHOME PLUS is particularly suitable for the installation in front of garages, in driveways as well as courtyards, in the garden or on terraces. MEAHOME PLUS is available in black and grey.



- > Quick and easy installation
- > End cap and drain set available as accessories

- > Car passable (grates loading class A 15 according to EN 1433)

Car passable ²²⁾

MEAHOME PLUS CHANNELS



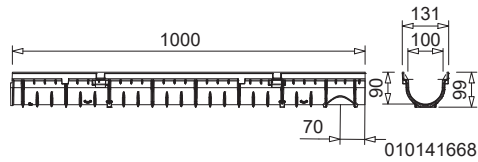
MEAHOME PLUS with galvanised slotted grating



MEAHOME PLUS BLACK with galvanised slotted grating



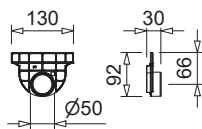
MEAHOME PLUS BLACK drainage channel



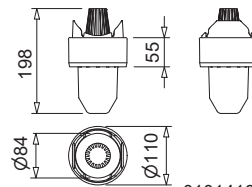
MEAHOME PLUS ACCESSORIES



MEAHOME PLUS accessories



010141724



010141697

MEAHOME PLUS WITH GRP EDGE

Car-passable drainage channel body without slope made of glass-fibre-reinforced composite material, including suitable covers. Clear width 95 mm, total width 131 mm.

MEAHOME PLUS Complete drainage channels incl. cover suitable for passenger cars 22)

Article	Length (mm)	Height (mm)	EAN-Code	kg/unit	unit/pallet	MG
MEAHOME PLUS complete drainage channel with grey plastic longitudinal bar grating-A 15-1 m ¹⁾²²⁾	1000	100	010141963	2,00	70	DY
MEAHOME PLUS complete drainage channel with galvanised slotted grating-A 15-1 m TX ¹⁾²²⁾	1000	100	010141690	2,50	70	DY
MEAHOME PLUS BLACK complete drainage channel with galvanised slotted grating-A 15-1 m TX ¹⁾²²⁾	1000	100	010141694	2,50	70	DY
MEAHOME PLUS BLACK complete drainage channel with TSC TOPSLOT-1 m ¹⁾	1000	159	010141671	2,10	20	DY
MEA DECASTONE drainage channel with spacer made of steel, perforated-1 m	1000	100	010141730	2,08	40	DY

Polymer concrete

MEAHOME PLUS BLACK/GREY WITH GRP EDGE

Car-passable drainage channel body without slope made of glass-fibre-reinforced composite material. Clear width 95 mm, total width 131 mm.

MEAHOME PLUS BLACK/GREY - Drainage channel suitable for passenger cars

Article	Length (mm)	Height (mm)	EAN-Code	kg/unit	unit/pallet	MG
MEAHOME PLUS GREY drainage channel body-1 m ¹⁾	1000	100	010141683	1,20	88	DY
MEAHOME PLUS BLACK drainage channel body-1 m ¹⁾	1000	100	010141668	1,20	88	DY

Concrete

MEAHOME PLUS ACCESSORIES

MEAHOME PLUS Accessories

Article	Material	Height (mm)	EAN-Code	kg/unit	unit/pallet	MG
MEAHOME Drainage kit, contains vertical drainage connector Ø 110 mm with odour trap and sediment bucket	PP	-	010141697	0,17	1	DY
MEAHOME PLUS GREY.SE End cap for channel start/end with possible connector Ø 50 mm	PP	92	010141724	0,05	1	DY
MEAHOME PLUS BLACK.SE End cap for channel start/end with possible connector Ø 50 mm	PP	92	010141729	0,03	1	DY
MEAHOME vertical drainage connection Ø 110 mm	PP	-	010141695	0,08	1	DY


Metal

Rainwater treatment


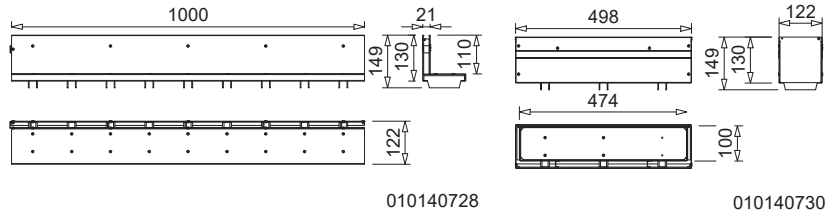
Door mat

> **NOTE** The detailed explanation of the footnotes can be found on page 436.

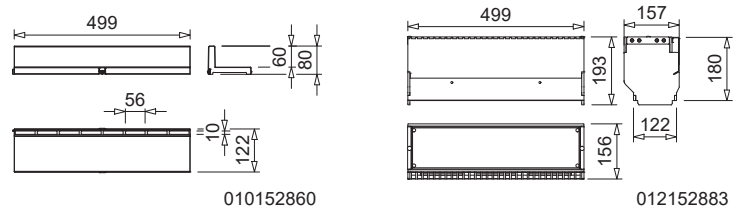
MEA 100 TOPSLOT



MEA TSL 100 TOPSLOT
lateral, neck height 110 mm

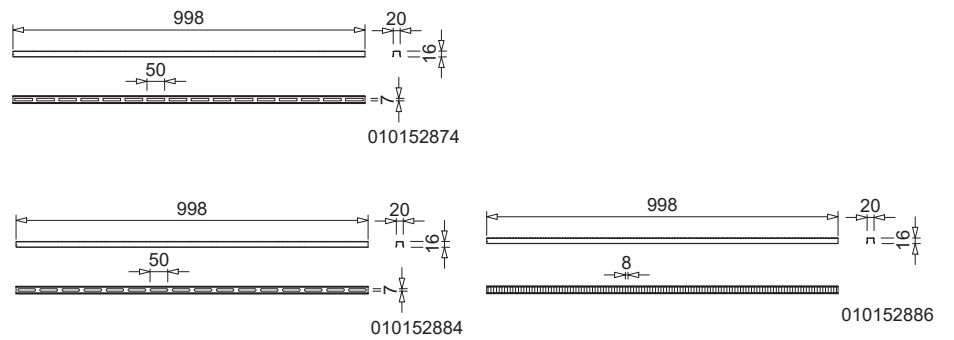


MEA TSC 100 TOPSLOT
lateral, PP, neck height 60 mm



NEW

MEA TS E-BLADE covers
for MEA TSC TOPSLOTS



MEA TSL 100 TOPSLOT

MEA TSL 100 TOPSLOT suitable for channel systems **MEARIN PLUS/EXPERT 1000, MEARIN PLUS F 1000, MEAFLUID 1000, MEAHOME PLUS, MEADRAIN SV/SE/SG 1000** and **MEADRAIN SVF/SEF 1000**. Covers all ranges of applications. Loading classes A 15 to B 125 according to EN 1433. Load capacity according to specification, when installed according to the MEA installation instructions.

MEA TSL 100 TOPSLOT lateral, neck height 110 mm, loading class B 125

Article	Material	Length (mm)	Inl. sect. area Ø cm ² /m above	EAN-Code	kg/unit	unit/pallet	MG
MEA TSL 100.0 / 110 TOPSLOT-B 125-Galv.steel-1 m-lateral	Galv. steel	1000	150	010140728	4,67	1	GR
MEA TSL 100.1 / 110 TOPSLOT-B 125-Galv.steel-0.5 m-lateral	Galv. steel	500	150	010140736	2,38	1	GR
MEA TSL 100.R / 110 Inspection element upper part-B 125-Galv.steel-0.5 m-lateral	Galv. steel	500	150	010140730	3,40	1	GR
MEA TSL 100.0 / 110 TOPSLOT-B 125-Stainl.steel-AISI 304-1 m-lateral *)	Stainl. steel	1000	150	010140732	4,65	1	GR
MEA TSL 100.1 / 110 TOPSLOT-B 125-Stainl.steel-AISI 304-0.5 m-lateral *)	Stainl. steel	500	150	010140738	2,30	1	GR
MEA TSL 100.R / 110 Inspection element upper part-B 125-Stainl.steel-AISI 304-0.5 m-lateral *)	Stainl. steel	500	150	010140734	3,38	1	GR
MEA TSL 100.0 / 110 TOPSLOT-B 125-Stainl.steel-AISI 316-1 m-lateral *)	Stainl. steel (AISI 316)	1000	150	010140733	4,66	1	GR
MEA TSL 100.1 / 110 TOPSLOT-B 125-Stainl.steel-AISI 316-0.5 m-lateral *)	Stainl. steel (AISI 316)	500	150	010140739	2,44	1	GR
MEA TSL 100.R / 110 Inspection element upper part-B 125-Stainl.steel-AISI 316-0.5 m-lateral *)	Stainl. steel (AISI 316)	500	150	010140735	3,41	1	GR

Polymer concrete

Concrete

MEA TSL 100 TOPSLOT ACCESSORIES

MEA TSL 100 TOPSLOT accessories

Article	Material	Length (mm)	Height (mm)	EAN-Code	kg/unit	unit/pallet	MG
MEA TSL.SE End cap made of stainless-steel-AISI 304 *)	Stainl. steel	10	109	010712497	0,27	1	GR
MEA TSL 100.T0-Dirt trap grating-Stainl. steel-AISI 304-1 m *)	Stainl. steel	1000	10	010712481	0,15	1	GR
MEA TSL 100.T1-Dirt trap grating-Stainl. steel-AISI 304-0.5 m *)	Stainl. steel	500	10	010712485	0,07	1	GR
MEA TSL 100.T0-Dirt trap grating-Stainl. steel-AISI 316-1 m *)	Stainl. steel (AISI 316)	1000	10	010712489	0,16	1	GR
MEA TSL 100.T1-Dirt trap grating-Stainl. steel-AISI 316-0.5 m *)	Stainl. steel (AISI 316)	500	10	010712493	0,08	1	GR
MEA TSL-TSC Grate hook for TOPSLOT, 2 pieces required	Galv. steel	105	500	010152113	0,42	1	GR

Metal

Rainwater treatment

> **NOTE** The detailed explanation of the footnotes can be found on page 436.

Door mat

MEA 100 CLIPFIX CHANNEL COVERS



Plastic longitudinal bar grating, grey




Plastic longitudinal bar grating, black



Recycled plastic slotted grating




Mesh grating 30/10




Slotted grating



Dotted grating, heelguard



Longitudinal bar grating



NEW MEA PRIME channel cover



Ductile iron slotted grating

MEA TSC 100 TOPSLOT

MEA TSC 100 TOPSLOT suitable for channel systems **MEAHOME PLUS**, **MEAFUID 1000** and **MEAPARK**. Loading class A 15 according to EN 1433. Load capacity according to specification, when installed according to the MEA installation instructions.

MEA TSC 100 TOPSLOT lateral, PP, neck height 60 mm, loading class A 15

Article	Material	Length (mm)	Inl. sect. area Ø cm ² /m above	EAN-Code	kg/unit	unit/pallet	MG
MEA TSC 100/60 TOPSLOT-A 15-PP-0.5 m	Plastic	500	90	010152860	0,45	1	DY
MEA TSC 100.R/60-Galv. inspection element-A 15-0.5 m	Galv. steel	500	153	010152859	2,28	1	DY

MEA TSC 100 ACCESSORIES

MEA TSL / TSC 100 Topslots Accessories

Article	Material	EAN-Code	kg/unit	unit/pallet	MG
MEA TSL-TSC Grate hook for TOPSLOT, 2 pieces required	Galv. steel	010152113	0,42	1	GR

NEW MEA TS E-BLADE covers for MEA TSC TOPSLOTS

Article	Material	Length (mm)	Width (mm)	Height (mm)	EAN-Code	kg/unit	unit/pallet	MG
MEA TS E-Blade S-1 m- Design clip-on grille for MEA TSC TOPSLOTS *)	Stainl. steel	1000	22	16	010152874	0,28	1	DY
MEA TS E-Blade R-1 m- Design clip-on grille for MEA TSC TOPSLOTS *)	Stainl. steel	1000	22	16	010152884	0,28	1	DY
MEA TS E-Blade L-1 m- Design clip-on grille for MEA TSC TOPSLOTS *)	Stainl. steel	1000	22	16	010152886	0,28	1	DY

MEA 100 TOPFIX CHANNEL COVERS

With non-bolted TOPFIX channel cover securement, without longitudinal shift protection. Suitable for the systems **MEAHOME PLUS** and **MEAPARK**. Total width of grates 122 mm, loading class A 15 according to EN 1433.

MEA 100 channel covers, loading class A 15 with non-bolted TOPFIX channel cover securement

Article	Material	Length (mm)	Inl. sect. area Ø cm ² /m above	EAN-Code	kg/unit	unit/pallet	MG
MEA 100 Galv. slotted grating-A 15-1 m 10/85 TX *)	Galv. steel	1000	280	010141704	1,13	400	GR
MEA 100 Galv. slotted grating-A 15-0.5 m 10/85 TX *)	Galv. steel	500	280	010141703	0,65	1	GR
MEA 100 Stainl. steel slotted grating-A 15-1 m 10/85 TX *)	Stainl. steel	1000	280	010141732	1,42	400	GR
MEA 100 Stainl. steel slotted grating-A 15-0.5 m 10/85 TX *)	Stainl. steel	500	280	010141734	0,71	1	GR

> **NOTE** The detailed explanation of the footnotes can be found on page 436.

MEA 100 CLIPFIX CHANNEL COVERS

With non-bolted CLIPFIX channel cover securement, with and without longitudinal shift protection. Suitable for the systems **MEARIN PLUS/ EXPERT 1000, MEARIN PLUS F 1000, MEAFLUID 1000, MEAHOME PLUS, MEAPARK, MEADRAIN SV/SE/SG 1000** and **MEADRAIN SVF/SEF 1000**. Total width of grates 122 mm, loading classes A 15 to B 125 according to EN 1433.

MEA 100 channel covers, loading class A 15 with non-bolted CLIPFIX channel cover securement

Article	Material	Length (mm)	Inlet sect. area Ø cm ² /m above	EAN-Code	kg/unit	unit/pallet	MG
MEA 100 Plastic longitudinal bar grating-A-0.5 m 39/7.7 CXL, black, heelguard	pp	500	159	010152570	0,40	252	GR
MEA 100 Plastic longitudinal bar grating-A-0.5 m 39/7.7 CXL, grey, heelguard	pp	500	159	010152572	0,40	252	GR
MEA 100 Galv. slotted grating-A 15-1 m 10/85 CX	Galv. steel	1000	280	010152107	1,42	150	GR
MEA 100 Galv. slotted grating-A 15-0.5 m 10/85 CX	Galv. steel	500	280	010152109	0,85	300	GR
MEA 100 Galv. longitudinal bar grating-A 15-1 m CX	Galv. steel	1000	609	010730798	2,87	300	GR
MEA 100 Galv. longitudinal bar grating-A 15-0.5 m CX	Galv. steel	500	609	010730800	1,49	300	GR
MEA 100 Galv. mesh grating-A 15-1 m 30/10 CX	Galv. steel	1000	845	010152204	2,48	168	GR
MEA 100 Galv. mesh grating-A 15-0.5 m 30/10 CX	Galv. steel	500	845	010152209	1,25	300	GR
MEA 100 Galv. perforated grating-A 15-1 m Ø 6 mm CX, heelguard *)	Galv. steel	1000	170	010152920	1,75	150	GR
MEA 100 Galv. perforated grating-A 15-0.5 m Ø 6 mm CX, heelguard *)	Galv. steel	500	170	010152922	0,95	100	GR
MEA 100 Stainl. steel slotted grating-A 15-1 m 10/85 CX *)	Stainl. steel	1000	280	010152223	1,42	100	GR
MEA 100 Stainl. steel slotted grating-A 15-0.5 m 10/85 CX *)	Stainl. steel	500	280	010152225	0,87	204	GR
MEA 100 Stainl. steel longitudinal bar grating-A 15-1 m CX *)	Stainl. steel	1000	609	010730802	2,73	60	GR
MEA 100 Stainl. steel longitudinal bar grating-A 15-0.5 m CX *)	Stainl. steel	500	609	010730804	1,35	300	GR
MEA 100 Stainl. steel mesh grating-A 15-1 m 30/10 CX *)	Stainl. steel	1000	845	010730334	2,20	100	GR
MEA 100 Stainl. steel mesh grating-A 15-0.5 m 30/10 CX *)	Stainl. steel	500	845	010730336	1,40	300	GR
MEA 100 Stainl. steel perforated grating-A 15-1 m Ø 6 mm CX, heelguard *)	Stainl. steel	1000	170	010152924	1,75	100	GR
MEA 100 Stainl. steel perforated grating-A 15-0.5 m Ø 6 mm CX, heelguard *)	Stainl. steel	500	170	010152926	0,95	50	GR

> NOTE The detailed explanation of the footnotes can be found on page 436.

MEA 100 CLIPFIX CHANNEL COVERS

With non-bolted CLIPFIX channel cover securement, with and without longitudinal shift protection. Suitable for the systems **MEARIN PLUS/ EXPERT 1000, MEARIN PLUS F 1000, MEAFLUID 1000, MEAHOME PLUS, MEAPARK, MEADRAIN SV/SE/SG 1000** and **MEADRAIN SVF/SEF 1000**. Total width of grates 122 mm, loading classes A 15 to B 125 according to EN 1433.

MEA 100 channel covers, loading class B 125 with non-bolted CLIPFIX channel cover securement

Article	Material	Length (mm)	Inl. sect. area Ø cm ² /m above	EAN-Code	kg/unit	unit/pallet	MG
MEA 100 Ductile iron slotted grating-B 125-0.5 m 12/95 CXL ^{*)****)}	Ductile iron	500	556	010145125	2,20	272	GR
MEA 100 recycled plastic slotted grating-B 125-0.5 m 6/45 CXL, heelguard	Regranulate	500	207	010152428	0,85	252	GR
MEA 100 Galv. longitudinal bar grating-B 125-1 m 31/7 CXL, heelguard	Galv. steel	1000	590	010730806	4,00	96	GR
MEA 100 Galv. longitudinal bar grating-B 125-0.5 m 31/7 CXL, heelguard	Galv. steel	500	590	010730808	1,99	300	GR
MEA 100 Galv. mesh grating-B 125-1 m 30/10 CXL	Galv. steel	1000	845	010152324	3,23	150	GR
MEA 100 Galv. mesh grating-B 125-0.5 m 30/10 CXL	Galv. steel	500	845	010152326	1,71	300	GR
MEA 100 Stainl. steel longitudinal bar grating-B 125-1 m 31/7 CXL, heelguard ^{*)}	Stainl. steel	1000	590	010730810	3,57	48	GR
MEA 100 Stainl. steel longitudinal bar grating-B 125-0.5 m 31/7 CXL, heelguard ^{*)}	Stainl. steel	500	590	010730812	1,86	300	GR
MEA 100 Stainl. steel (AISI 304) PRIME grating-B 125-1 m 30/5 CXL, heelguard ^{*)}	Stainl. steel	1000	436	010730817	4,50	1	GR

Grid hook

Article	Material	EAN-Code	kg/unit	unit/pallet	MG
MEADRAIN/MEARIN Grid hook	Galv. steel	010152115	0,23	1	GR

MEA 100 CLIPFIX Anti-theft protection

Article	Material	EAN-Code	kg/unit	unit/pallet	MG
MEA 100 CLIPFIX Anti-theft protection, bolt fixing required, 10 Pack. Cannot be used in the MEARIN PLUS F 1000.0 shallow channel. ²⁴⁾	Plastic, Stainl. steel	010714705	0,60	1	GR


> **NOTE** The detailed explanation of the footnotes can be found on page 436.

MEAHOME CLASSIC CHANNEL



MEAHOME CLASSIC complete drainage channel with galv. slotted grating

MEAHOME CLASSIC CHANNEL COVERS



Slotted grating

MEAHOME CLASSIC

Car-passable drainage channel without slope made of glass-fibre-reinforced composite, including slotted grating made of galvanised steel. Clear width 100 mm, total width 130 mm.

MEAHOME CLASSIC GREY Complete drainage channel with overlaying slotted grating, galvanised steel, car-passable 22)

Article	Length (mm)	Height (mm)	EAN-Code	kg/unit	unit/pallet	MG
MEAHOME CLASSIC GREY complete drainage channel with galv. slotted grating-A 15-1 m with snapping mechanism ^{1) 22)}	1000	79	010141691	2,50	70	DY

MEAHOME CLASSIC BLACK Complete drainage channel with overlaying slotted grating, galvanised steel, car-passable 22)

Article	Length (mm)	Height (mm)	EAN-Code	kg/unit	unit/pallet	MG
MEAHOME CLASSIC BLACK complete drainage channel with galv. slotted grating-A 15-1 m with snapping mechanism ^{1) 22)}	1000	79	010141696	1,00	70	DY

MEAHOME CLASSIC ACCESSORIES

MEAHOME CLASSIC Accessories

Article	Material	Height (mm)	EAN-Code	kg/unit	unit/pallet	MG
MEAHOME vertical drainage connection Ø 110 mm	PP	-	010141695	0,08	1	DY
MEAHOME Drainage kit, contains vertical drainage connector Ø 110 mm with odour trap and sediment bucket	PP	-	010141697	0,17	1	DY
MEAHOME CLASSIC GREY.SE End cap for channel start/end with possible connector Ø 50 mm	PP	72	010141699	0,06	1	DY
MEAHOME CLASSIC 3 Pack with Ø 110 mm connector, 2 end caps and sediment bucket ¹⁾	GRP, PP	-	010141722	8,50	20	DY
MEAHOME CLASSIC 3 Pack with no accessories	GRP	-	010141737	7,50	21	DY

MEAHOME CLASSIC End cap

Article	Material	Height (mm)	EAN-Code	kg/unit	unit/pallet	MG
MEAHOME CLASSIC BLACK.SE End Cap Ø 50 mm	PP	71,9	010141727	0,02	1	DY

MEAHOME CLASSIC CHANNEL COVERS

Loading class A 15 according to EN 1433.

MEA 100 channel covers, loading class A 15 with snapping and TOPFIX channel cover securement

Article	Material	Length (mm)	Inl. sect. area Ø cm ² /m above	EAN-Code	kg/unit	unit/pallet	MG
MEAHOME CLASSIC Galv. slotted grating-A 15-1 m SP	Galv. steel	1000	266	010150673	1,40	400	DY
MEA 100 Stainl. steel slotted grating-A 15-1 m 10/85 TX ^{*)}	Stainl. steel	1000	280	010141732	1,42	400	GR

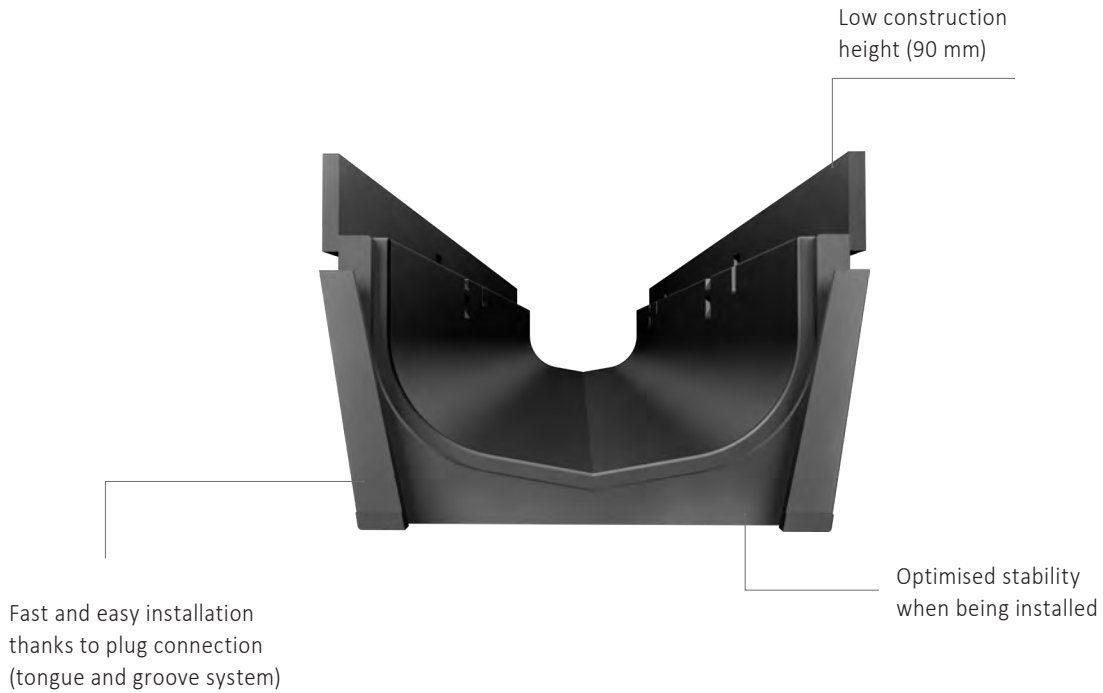
> **NOTE** The detailed explanation of the footnotes can be found on page 436.



MEAPARK

MEAPARK drainage channels are made of high-quality recycled plastic (Polypropylene-Copolymer-regranulate). The MEAPARK channels are ecological (recycled material, asbestos and heavy metal free) and are very easy to handle thanks to their low weight. The MEAPARK channels are available in 1 meter length and can be cut on site to adapt the length to the needs. Low construction height (90 mm) optimised stability when being

installed. MEAPARK channels are perfect for the installation around the house, in front of a parking garage, in pedestrian areas and for landscaping purposes. The MEAPARK product portfolio is completed with end caps, outlet connector with odour trap and a large choice of gratings. With loading class up to B 125 the MEAPARK is offering a very attractive and performant solution at a fair price.



- > Water level slope channel made of recycled plastic
- > Clear width: 100 mm
- > Optimised geometry for best possible water drainage
- > Easy to adapt in length
- > Loading class up to B 125
- > With TOPFIX and CLIPFIX locking mechanism

MEAPARK



MEAPARK channels

MEAPARK DRAINAGE CHANNEL MADE OF RECYCLED PLASTIC WITH PLASTIC EDGE AND SEALING JOINT ACCORDING TO EN 1433

Drainage channel made of recycled material without slope. Clear width 100 mm, total width 132 mm. Suitable for channel covers

MEA 100 CLIPFIX, **MEA 100 TOPFIX** and **TOPSLOTS TSC 100**. For the realisation of water level slopes. Loading class B 125 according to EN 1433.

Load capacity according to specification when installed according to the MEA installation instructions.

MEAPARK Complete channels incl. cover

Article	Length (mm)	Height (mm)	EAN-Code	kg/unit	unit/pallet	MG
MEAPARK complete channel with galv. slotted grating-A 15-1 m TX ^{1) 22)}	1000	90	010141742	2,00	60	DY
MEAPARK 3-pack complete channels with galv. slotted gratings-A 15-TX, including drain socket Ø 110 mm, 2 end caps and dirt strainer-1 m ^{1) 22)}	1000	90	010141780	6,53	1	DY
MEAPARK complete channel with 2 ductile iron slotted grates, B 125-1 m CX ^{1) *}	1000	90	010141744	2,00	60	DY
MEAPARK complete channel with 2 plastic longitudinal bar grates BLACK-A 15-1 m CXL ^{1) 22)}	1000	90	010141791	1,60		DY
MEAPARK complete channel with 2 plastic slotted gratings-B 125-1 m CX ¹⁾	1000	90	010141746	2,00	60	DY
MEAPARK complete channel with 2 MEA TSC 100 TopSlots, A 15-1 m CX ^{1) 22)}	1000	90	010141748	2,00	1	DY

MEAPARK drainage channel body

Article	Length (mm)	Height (mm)	EAN-Code	kg/unit	unit/pallet	MG
MEAPARK drainage channel body ¹⁾	1000	90	010141738	0,80	88	DY

MEAPARK ACCESSORIES

MEAPARK End cap

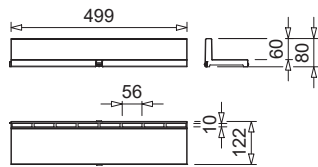

Article	Material	Height (mm)	EAN-Code	kg/unit	unit/pallet	MG
MEAPARK.SE End cap closed for channel start/end with possible connector Ø 50 mm	PP	90	010141740	0,03	1	DY

MEAPARK Connection accessories

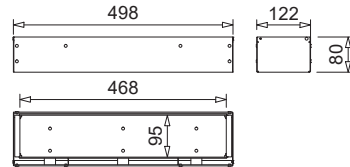
Article	Material	EAN-Code	kg/unit	unit/pallet	MG
MEAPARK Drainage kit, contains vertical outlet connector, dirt filter and MEAPARK.SE end cap closed	Plastic	010141781	0,51	1	DY
MEAPARK dirt strainer for drain outlet Ø 110 mm, suitable for MEAPARK drainage channels incl. MEA GARDII-LINE drain outlet 010150197 and for MEAPARK yard gullies	PP	010141790	0,01	1	DY

> **NOTE** The detailed explanation of the footnotes can be found on page 436.

MEAPARK

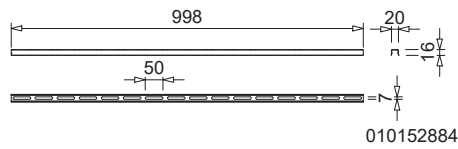


010152860

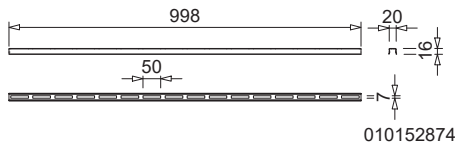


010152859

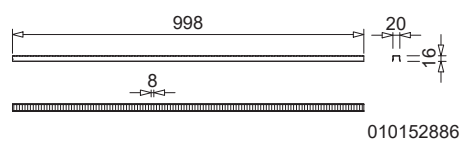
MEA TSC 100 TOPSLOT



010152884



010152874



010152886

NEW

MEA TS E-BLADE covers
for MEA TSC TOPSLOTS

MEA TSC 100 TOPSLOT

MEA TSC 100 TOPSLOT suitable for channel systems **MEAHOME PLUS**, **MEAFLUID 1000** and **MEAPARK**. Loading class A 15 according to EN 1433. Load capacity according to specification, when installed according to the MEA installation instructions.

MEA TSC 100 TOPSLOT lateral, PP, neck height 60 mm, loading class A 15

Article	Material	Length (mm)	Inl. sect. area Ø cm ² /m above	EAN-Code	kg/unit	unit/pallet	MG
MEA TSC 100/60 TOPSLOT-A 15-PP-0.5 m	Plastic	500	90	010152860	0,45	1	DY
MEA TSC 100.R/60-Galv. inspection element-A 15-0.5 m	Galv. steel	500	153	010152859	2,28	1	DY

MEA TSC 100 ACCESSORIES

MEA TSL / TSC 100 Topslots Accessories

Article	Material	EAN-Code	kg/unit	unit/pallet	MG
MEA TSL-TSC Grate hook for TOPSLOT, 2 pieces required	Galv. steel	010152113	0,42	1	GR

NEW MEA TS E-BLADE covers for MEA TSC TOPSLOTS

Article	Material	Length (mm)	Width (mm)	Height (mm)	EAN-Code	kg/unit	unit/pallet	MG
MEA TS E-Blade S-1 m- Design clip-on grille for MEA TSC TOPSLOTS *)	Stainl. steel	1000	22	16	010152874	0,28	1	DY
MEA TS E-Blade R-1 m- Design clip-on grille for MEA TSC TOPSLOTS *)	Stainl. steel	1000	22	16	010152884	0,28	1	DY
MEA TS E-Blade L-1 m- Design clip-on grille for MEA TSC TOPSLOTS *)	Stainl. steel	1000	22	16	010152886	0,28	1	DY

> **NOTE** The detailed explanation of the footnotes can be found on page 436.

MEA 100 CHANNEL COVERS



Plastic longitudinal bar grating, grey




Plastic longitudinal bar grating, black



Recycled plastic slotted grating



Mesh grating 30/10




Slotted grating



Perforated grating, heelguard



Longitudinal bar grating



NEW MEA PRIME channel cover

MEA 100 TOPFIX CHANNEL COVERS

With non-bolted TOPFIX channel cover securement, without longitudinal shift protection. Suitable for the systems **MEAHOME PLUS** and **MEAPARK**. Total width of grates 122 mm.

MEA 100 channel covers, loading class A 15 with non-bolted TOPFIX channel cover securement

Article	Material	Length (mm)	Inlet sect. area Ø cm ² /m above	EAN-Code	kg/unit	unit/pallet	MG
MEA 100 Galv. slotted grating-A 15-1 m 10/85 TX *)	Galv. steel	1000	280	010141704	1,13	400	GR
MEA 100 Galv. slotted grating-A 15-0.5 m 10/85 TX *)	Galv. steel	500	280	010141703	0,65	1	GR
MEA 100 Stainl. steel slotted grating-A 15-1 m 10/85 TX *)	Stainl. steel	1000	280	010141732	1,42	400	GR
MEA 100 Stainl. steel slotted grating-A 15-0.5 m 10/85 TX *)	Stainl. steel	500	280	010141734	0,71	1	GR

> **NOTE** The detailed explanation of the footnotes can be found on page 436.

MEA 100 CLIPFIX CHANNEL COVERS

With non-bolted CLIPFIX channel cover securement, with and without longitudinal shift protection. Suitable for the systems **MEARIN PLUS/ EXPERT 1000, MEAHOME PLUS, MEADRAIN SV/SE/SG 1000** and **SVF/SEF 1000** and **MEAPARK**. Total width of grates 122 mm, loading classes A 15 to B 125 according to EN 1433.

MEA 100 channel covers, loading class A 15 with non-bolted CLIPFIX channel cover securement

Article	Material	Length (mm)	Inl. sect. area \emptyset cm ² /m above	EAN-Code	kg/unit	unit/pallet	MG
MEA 100 Plastic longitudinal bar grating-A-0.5 m 39/7.7 CXL, black, heelguard	PP	500	159	010152570	0,40	252	GR
MEA 100 Plastic longitudinal bar grating-A-0.5 m 39/7.7 CXL, grey, heelguard	PP	500	159	010152572	0,40	252	GR
MEA 100 Galv. slotted grating-A 15-1 m 10/85 CX	Galv. steel	1000	280	010152107	1,42	150	GR
MEA 100 Galv. slotted grating-A 15-0.5 m 10/85 CX	Galv. steel	500	280	010152109	0,85	300	GR
MEA 100 Galv. longitudinal bar grating-A 15-1 m CX	Galv. steel	1000	609	010730798	2,87	300	GR
MEA 100 Galv. longitudinal bar grating-A 15-0.5 m CX	Galv. steel	500	609	010730800	1,49	300	GR
MEA 100 Galv. mesh grating-A 15-1 m 30/10 CX	Galv. steel	1000	845	010152204	2,48	168	GR
MEA 100 Galv. mesh grating-A 15-0.5 m 30/10 CX	Galv. steel	500	845	010152209	1,25	300	GR
MEA 100 Galv. perforated grating-A 15-1 m \emptyset 6 mm CX, heelguard *)	Galv. steel	1000	170	010152920	1,75	150	GR
MEA 100 Galv. perforated grating-A 15-0.5 m \emptyset 6 mm CX, heelguard *)	Galv. steel	500	170	010152922	0,95	100	GR
MEA 100 Stainl. steel slotted grating-A 15-1 m 10/85 CX *)	Stainl. steel	1000	280	010152223	1,42	100	GR
MEA 100 Stainl. steel slotted grating-A 15-0.5 m 10/85 CX *)	Stainl. steel	500	280	010152225	0,87	204	GR
MEA 100 Stainl. steel longitudinal bar grating-A 15-1 m CX *)	Stainl. steel	1000	609	010730802	2,73	60	GR
MEA 100 Stainl. steel longitudinal bar grating-A 15-0.5 m CX *)	Stainl. steel	500	609	010730804	1,35	300	GR
MEA 100 Stainl. steel mesh grating-A 15-1 m 30/10 CX *)	Stainl. steel	1000	845	010730334	2,20	100	GR
MEA 100 Stainl. steel mesh grating-A 15-0.5 m 30/10 CX *)	Stainl. steel	500	845	010730336	1,40	300	GR
MEA 100 Stainl. steel perforated grating-A 15-1 m \emptyset 6 mm CX, heelguard *)	Stainl. steel	1000	170	010152924	1,75	100	GR
MEA 100 Stainl. steel perforated grating-A 15-0.5 m \emptyset 6 mm CX, heelguard *)	Stainl. steel	500	170	010152926	0,95	50	GR

Polymer concrete

Concrete

Metal

MEA 100 channel covers, loading class B 125 with non-bolted CLIPFIX channel cover securement

Article	Material	Length (mm)	Inl. sect. area \emptyset cm ² /m above	EAN-Code	kg/unit	unit/pallet	MG
MEA 100 Ductile iron slotted grating-B 125-0.5 m 12/95 CXL *)****)	Ductile iron	500	556	010145125	2,20	272	GR
MEA 100 recycled plastic slotted grating-B 125-0.5 m 6/45 CXL, heelguard	Regranulate	500	207	010152428	0,85	252	GR
MEA 100 Galv. longitudinal bar grating-B 125-1 m 31/7 CXL, heelguard	Galv. steel	1000	590	010730806	4,00	96	GR
MEA 100 Galv. longitudinal bar grating-B 125-0.5 m 31/7 CXL, heelguard	Galv. steel	500	590	010730808	1,99	300	GR
MEA 100 Galv. mesh grating-B 125-1 m 30/10 CXL	Galv. steel	1000	845	010152324	3,23	150	GR
MEA 100 Galv. mesh grating-B 125-0.5 m 30/10 CXL	Galv. steel	500	845	010152326	1,71	300	GR
MEA 100 Stainl. steel longitudinal bar grating-B 125-1 m 31/7 CXL, heelguard *)	Stainl. steel	1000	590	010730810	3,57	48	GR
MEA 100 Stainl. steel longitudinal bar grating-B 125-0.5 m 31/7 CXL, heelguard *)	Stainl. steel	500	590	010730812	1,86	300	GR
MEA 100 Stainl. steel (AISI 304) PRIME grating-B 125-1 m 30/5 CXL, heelguard *)	Stainl. steel	1000	436	010730817	4,50	1	GR

Rainwater treatment

Door mat

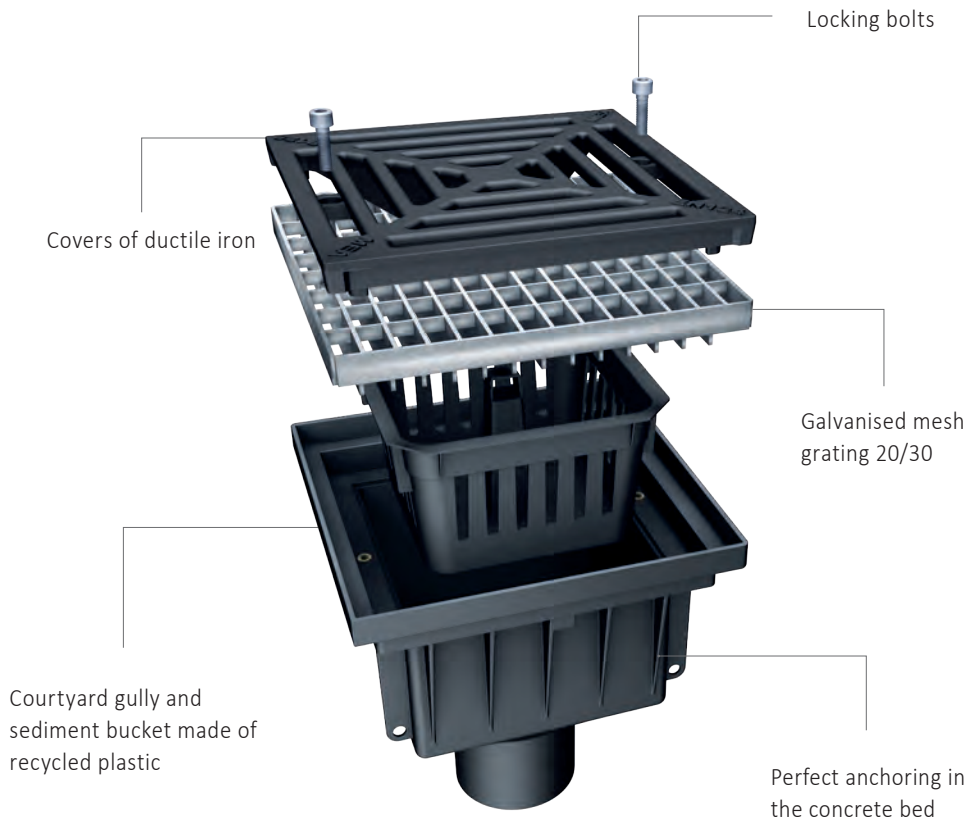
> **NOTE** The detailed explanation of the footnotes can be found on page 436.



MEAPARK COURTYARD GULLY

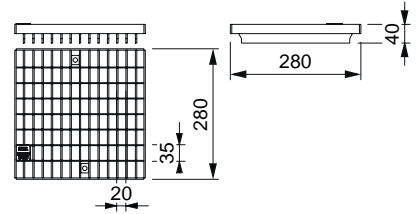

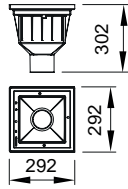
MEAPARK courtyard gullies are made of high quality recycled plastic (polypropylene copolymer regranulate). They are ecological (recyclable, free of asbestos and heavy metals) and their light weight allow an easy installation.

MEAPARK courtyard gullies have been designed to be installed everywhere around houses and landscaping areas. The MEAPARK yard gullies come with 2 types of covers: gratings made of galvanised steel or made of ductile iron.



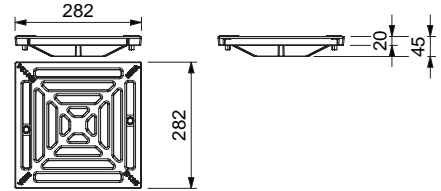
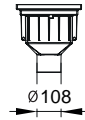
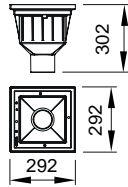
- > With galvanised mesh grating or ductile iron cover
- > Up to loading class B 125
- > Made of recycled plastic

MEAPARK COURTYARD GULLY



010141788

MEAPARK courtyard gully + mesh grating



010141786

MEAPARK courtyard gully +ductile iron grating

MEAPARK YARD GULLY MADE OF PLASTIC

Yard gully made of plastic with sediment bucket and connector Ø 110 mm. Optionally with ductile iron grating or galvanized mesh grating 20/30. Loading classes, A 15 to B 125 (gratings according to EN 124).

MEAPARK Yard gully with ductile iron grating, loading class B 125 according to EN 124

Article	Length (mm)	Width (mm)	Height (mm)	EAN-Code	kg/unit	unit/pallet	MG
MEAPARK Yard gully with bolted ductile iron grating-B 125 with sediment bucket and vertical drain connection Ø 110 mm *)	292	292	302	010141786	5,93	24	DY

MEAPARK Yard gully with mesh grating 20/30, loading class B 125 according to EN 124













Article	Length (mm)	Width (mm)	Height (mm)	EAN-Code	kg/unit	unit/pallet	MG
MEAPARK Yard gully with bolted galv. mesh grating-B 125 20/30 with sediment bucket and vertical connection Ø 110 mm	292	292	302	010141788	5,02	24	DY



DRAINAGE SYSTEMS MADE OF POLYMER CONCRETE

Polymer concrete is characterized by its excellent physical and chemical properties. Robust and significantly lighter than concrete, the material has outstanding re-

sistance to chemical liquids. The manufacturing methods allow a large variety of sizes and shapes to be used in a wide range of applications.

	MEADRAIN PG multi-storey car park channel	Page 141
	MEADRAIN SV and SVF, SE and SEF	Page 152
	MEADRAIN SG	Page 160
	MEADRAIN SL	Page 227
	MEADRAIN EN and ENS	Page 237
	MEAKERB / MEAKERB SPLAY	Page 277
	MEAKERB BRIDGE	Page 287
	MEADRAIN CITY / MEADRAIN DM / MEADRAIN DMD	Page 299
	MEALINE S, G and 55	Page 332
	MEAGARD II, MEAGARD 165 and 200	Page 342
	MEAGARD courtyard gully	Page 346
	Point inlet MEADRAIN EN	Page 351


Polymer concrete

Concrete

Metal

Rainwater treatment

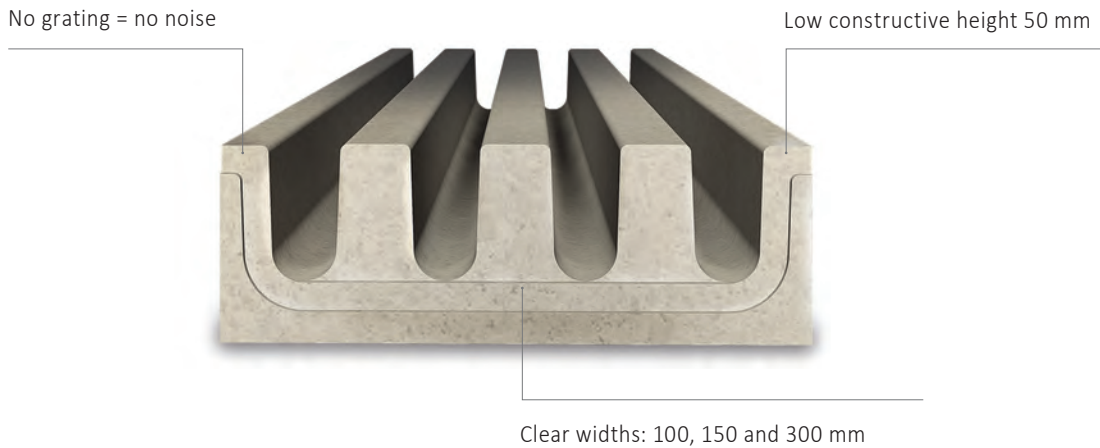
Door mat



MEADRAIN PG

An important but often neglected aspect in the planning of multi-storey car parks and underground garages is the issue of drainage. The specially developed PG multi-storey car park channel is ideally suited for this purpose

due to its flat construction height. The installation works without any major interventions in the floor or ceiling construction. In practice, the MEADRAIN PG also impresses with its quick and easy cleaning without removing a cover.




- > 50 mm constructive height
- > Loading class C 250
- > Without grating
- > Sealable joints according to EN 1433
- > Smooth surface

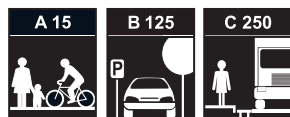
MEADRAIN PG DRAINAGE SYSTEM


A 15 B 125 C 250

MEADRAIN PG SYSTEM OVERVIEW



- 1- MEADRAIN PG Shallow channel in the following widths: 100, 150 and 300 mm
- 2- Easy cleaning, thanks to free channel cross-section
- 3- Matching accessories made of stainless-steel
- 4- Easy to seal, as the sealing joint is freely accessible from above even after installation



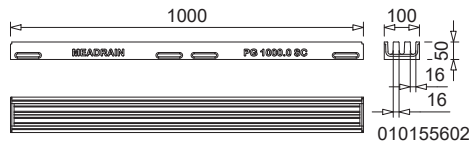


- > Shallow channel made of high resistance MEA polymer concrete with comb profile
- > With integrated sealing joint
- > Extremely resistant to chemical substances
- > 100% system solution

MEADRAIN PG DRAINAGE SYSTEM | WIDTH 100

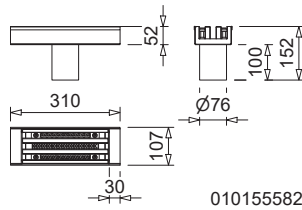
A 15 B 125 C 250

MEADRAIN PG 1000 CAR PARK CHANNEL

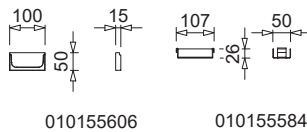


MEADRAIN PG 1000.0 car park channel

MEADRAIN PG 1000 CAR PARK CHANNEL ACCESSORIES



MEADRAIN PG 1000.EK outlet element
with pipe connection \varnothing 75 mm



MEADRAIN PG 1000.SE end cap for
channel start/end

MEADRAIN PG 1000 MULTI-STOREY PARKING LOT CHANNEL

Shallow multi-storey car park channel made of polymer concrete with comb profile, trafficable and walk-on without additional cover, with integrated sealing joint, total width 100 mm. loading classes A 15 to C 250 according to EN 1433.

MEADRAIN PG 1000 Multi-storey car park channel without slope, loading classes up to C 250

Article	Length (mm)	Height (mm)	EAN-Code	kg/unit	unit/pallet	MG
MEADRAIN PG 1000.0 multi-storey car park channel	1000	50	010155602	7,24	80	PG
MEADRAIN PG 1000.0/A multi-storey car park channel with \varnothing 75 mm outlet ^{*)}	1000	50	010155604	7,21	80	PG

MEADRAIN PG 1000 ACCESSORIES

MEADRAIN PG 1000 drain element made of stainless-steel

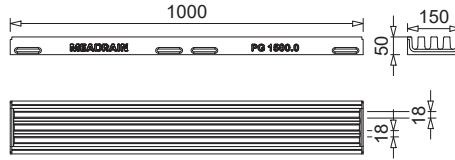
Article	Length (mm)	Height (mm)	EAN-Code	kg/unit	unit/pallet	MG
MEADRAIN PG 1000.EK outlet made of stainl. steel including cover and dirt filter, with pipe connection possibility \varnothing 75 mm ^{*)}	310	52	010155582	4,05	1	PG

MEADRAIN PG 1000 End caps

Article	Material	Height (mm)	EAN-Code	kg/unit	unit/pallet	MG
MEADRAIN PG 1000.SE End cap for channel start/end	Polymer concrete	50	010155606	0,14	1	PG
MEADRAIN PG 1000.EK End cap for drain element ^{*)}	Stainl. steel	26	010155584	0,17	1	PG

> **NOTE** The detailed explanation of the footnotes can be found on page 436.

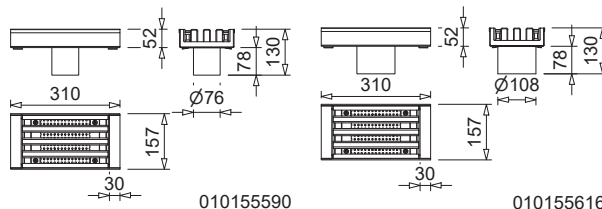
MEADRAIN PG 1500 CAR PARK CHANNEL



010155595

MEADRAIN PG 1500.0 car park channel

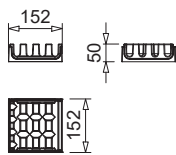
MEADRAIN PG 1500 CAR PARK CHANNEL ACCESSORIES



010155590

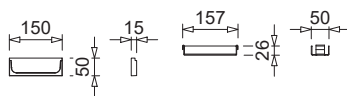
010155616

MEADRAIN PG 1500.EK V2A outlet element with pipe connection



010155580

MEADRAIN PG 1500.K crossing element



010155599

010155586

MEADRAIN PG 1500.SE end cap for channel start/end, crossing element

MEADRAIN PG 1500 MULTI-STOREY CAR PARK CHANNEL

Shallow multi-storey car park channel made of polymer concrete with comb profile no additional cover, loading class C 250 with integrated sealing joint, total width 150 mm. Loading classes A 15 to C 250 according to EN 1433.

MEADRAIN PG 1500 Multi-storey car park channel without slope, loading classes up to C 250

Article	Length (mm)	Height (mm)	EAN-Code	kg/unit	unit/pallet	MG
MEADRAIN PG 1500.0 multi-storey car park channel-1 m	1000	50	010155595	10,87	50	PG
MEADRAIN PG 1500.0/A multi-storey car park channel with continuous bar profile above the outlet-1 m ^{7)*)}	1000	50/120	010155597	11,13	35	PG
MEADRAIN PG 1500.0/A multi-storey car park channel with outlet Ø 110 mm with continuous bar profile above the outlet-1 m	1000	50/135	010155600	10,94	35	PG
MEADRAIN PG 1500.0-30H multi-storey car park channel-1 m	1000	30	035155632	7,40	80	PG
MEADRAIN PG 1500.0/A-30H multi-storey car park channel with outlet Ø 75 mm-1 m ⁷⁾	1000	30	035155634	7,50	48	PG

Polymer concrete

MEADRAIN PG 1500 ACCESSORIES

MEADRAIN PG 1500 Outlets made of stainless-steel

Article	Length (mm)	Height (mm)	EAN-Code	kg/unit	unit/pallet	MG
MEADRAIN PG 1500.EK outlet made of stainl. steel including cover and dirt filter, with pipe connection possibility Ø 110 mm ^{*)}	310	52	010155616	5,58	1	PG
MEADRAIN PG 1500.EK outlet made of stainl. steel including cover and dirt filter, with pipe connection possibility Ø 75 mm ^{*)}	310	56	010155590	5,27	1	PG

Concrete

MEADRAIN PG 1500 Crossing element made of galvanised ductile iron

Article	Material	EAN-Code	kg/unit	unit/pallet	MG
MEADRAIN PG 1500.K Crossing element made of galv. ductile iron	Ductile iron	010155580	4,90	1	PG

MEADRAIN PG 1500 End caps

Article	Material	Height (mm)	EAN-Code	kg/unit	unit/pallet	MG
MEADRAIN PG 1500.SE End cap for channel start/end and crossing element	Polymer concrete	50	010155599	0,20	1	PG
MEADRAIN PG 1500.EK End cap made of stainl. steel for drain element ^{*)}	Stainl. steel	26	010155586	0,13	1	PG
MEADRAIN PG 1500.SE-30H End cap for channel start/end	Polymer concrete	30	035155638	0,15	1	PG

Metal

MEADRAIN PG 1500 Odour trap and accessories


Article	Material	Height (mm)	EAN-Code	kg/unit	unit/pallet	MG
MEA odour trap.GV Ø 110 mm made of stainl. steel, fitting outlet-elements with outlet Ø 110 mm ^{*)}	Stainl. steel	126	010141812	0,58	1	PG
MEADRAIN PG 1500 / PG 3000 Joint Cleaner ^{*)}	Stainl. steel	-	010155596	0,21	1	PG
MEADRAIN PG 1500 / PG 3000 Joint cleaning shovel ^{*)}	Stainl. steel	-	010155594	0,87	1	PG

Rainwater treatment

> **NOTE** The detailed explanation of the footnotes can be found on page 436.

Door mat

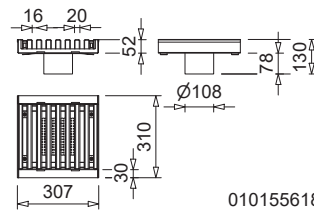

MEADRAIN PG 3000 CAR PARK CHANNEL



010155694

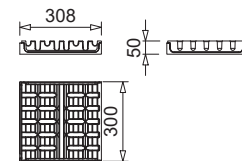
MEADRAIN PG 3000.0 car park channel

MEADRAIN PG 3000 CAR PARK CHANNEL ACCESSORIES



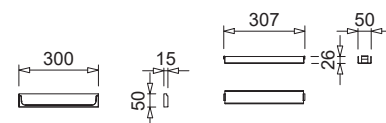
010155618

MEADRAIN PG 3000.EK V2A outlet element with pipe connection



010155695

MEADRAIN PG 3000.K crossing element



010155696

010155588

MEADRAIN PG 3000.SE end cap for channel start/end, crossing element

MEADRAIN PG 3000 MULTI-STOREY CAR PARK CHANNEL

Shallow multi-storey car park channel made of polymer concrete with comb profile no additional cover, loading class C 250 with integrated sealing joint, total width 300 mm. Loading classes A 15 to C 250 according to EN 1433.

MEADRAIN PG 3000 Multi-storey car park channel without slope, loading classes up to C 250

Article	Length (mm)	Height (mm)	EAN-Code	kg/unit	unit/pallet	MG
MEADRAIN PG 3000.0 multi-storey car park channel	1000	50	010155694	22,85	30	PG

MEADRAIN PG Special multi-storey car park channel without slope, for use in courtyard entrances, Loading classes D 400 **)

Article	Length (mm)	Height (mm)	EAN-Code	kg/unit	unit/pallet	MG
MEADRAIN PG-Special multi-storey car park channel, width 370 mm **)	333	95	010155712	19,19	60	PG

MEADRAIN PG 3000 ACCESSORIES

MEADRAIN PG 3000 Outlets made of stainl. steel

Article	Length (mm)	Height (mm)	EAN-Code	kg/unit	unit/pallet	MG
MEADRAIN PG 3000.EK outlet made of stainl. steel including cover and dirt filter, with pipe connection possibility \varnothing 110 mm *)	310	52	010155618	8,98	1	PG
MEADRAIN PG 3000.EK outlet made of stainl. steel including cover and dirt filter, with pipe connection possibility \varnothing 75 mm *)	310	52	010155592	7,20	1	PG

MEADRAIN PG 3000 Crossing element

Article	Material	Height (mm)	EAN-Code	kg/unit	unit/pallet	MG
MEADRAIN PG 3000.K Crossing element	Polymer concrete	50	010155695	6,51	1	PG
MEADRAIN PG 3000.K/A Crossing element with outlet \varnothing 75 mm	Galv. steel	50	010155697	6,36	9	PG

MEADRAIN PG 3000 End caps

Article	Material	Height (mm)	EAN-Code	kg/unit	unit/pallet	MG
MEADRAIN PG 3000.SE End cap for channel start/end and crossing element	Polymer concrete	50	010155696	0,38	1	PG
MEADRAIN PG 3000.EK End cap made of stainl. steel for drain element *)	Stainl. steel	26	010155588	0,26	1	PG

MEADRAIN PG 3000 odour trap and accessories

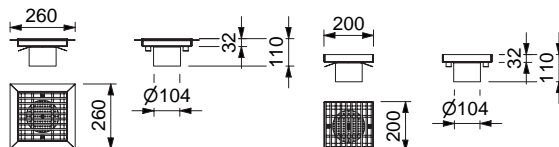
Article	Material	Height (mm)	EAN-Code	kg/unit	unit/pallet	MG
MEA odour trap.GV \varnothing 110 mm made of stainl. steel, fitting outlet-elements with outlet \varnothing 110 mm *)	Stainl. steel	126	010141812	0,58	1	PG
MEADRAIN PG 1500 / PG 3000 Joint Cleaner *)	Stainl. steel	-	010155596	0,21	1	PG
MEADRAIN PG 1500 / PG 3000 Joint cleaning shovel *)	Stainl. steel	-	010155594	0,87	1	PG

Jointing compounds for STANDARD applications ***)

Article	Material	EAN-Code	kg/unit	unit/pallet	MG
SABA MS Floor GREY sealant 600 ml in a bag, stable ***)	MS-polymer-basis	010152708	0,88	1	PG
SABA Primer 9102 for undercoat, 1 liter	Silane-basis	010155803	0,92	1	PG
Joint Cleaner solvent 48, 1 liter, Cleaner for adhesive flanks	-	010155807	0,84	1	PG
Dispensing gun for 600 ml bags	-	010152707	0,63	1	PG

> **NOTE** The detailed explanation of the footnotes can be found on page 436.

MEA PARKING DECK DRAIN



010141881

010141883

MEA parking deck drain

MEA PARKING DECK DRAIN


Versions with sealing flange for OS installation (OS) or without sealing flange for mastic asphalt installation (AS).

MEA parking deck drain

Article	Material	Length (mm)	Width (mm)	Height (mm)	EAN-Code	kg/unit	unit/pallet	MG
MEA parking deck drain-OS 20x20 (AISI 316) Ø 110 mm including cover with 2-fold screw connection and dirt strainer. Including OS sealing flange (26x26 cm). Can be used for subsequent odour trap. *)	Stainl. steel (AISI 316)	260	260	32	010141881	4,70	1	PG
MEA parking deck drain-AS 20x20 (AISI 316) Ø 110 mm including cover with 2-fold screw connection and dirt strainer. Can be used for subsequent odour trap. *)	Stainl. steel (AISI 316)	200	200	32	010141883	4,10	1	PG

> NOTE The detailed explanation of the footnotes can be found on page 436.

NOTES



Glass-fibre-reinforced composite/
recycled plastic

Polymer concrete

Concrete

Metal

Rainwater treatment

Door mat



MEADRAIN SV, SVF, SE, SEF AND SG

Our MEADRAIN S channel product portfolio has been designed to provide a maximum of flexibility in using rainwater drainage channel for loading classes up to E 600. Our „universal“ drainage channel made of polymer concrete covers all possible application fields, from landscaping to industrial areas with maximum traffic and charges.

The MEADRAIN S drainage channels are available with edges made of galvanised and stainless-steel as well as of ductile iron, providing a solution for every typ of project. The system is available in 4 different widths (100, 150, 200 and 300 mm) and various heights (from flat to high capacity channels).




Shallow channel MEADRAIN SVF/SEF in widths: 100, 150 and 200 mm

4 mm edge protection made of galvanised (SV) or stainless-steel (SE)

With slope (0.5%) or without slope

- > Loading class E 600
- > Lateral ribs for more stability and optimal anchorage in the concrete bed
- > Matching covers with longitudinal shift protection
- > With CLIPFIX grating locking mechanism
- > With or without slope
- > Widths: 100, 150, 200 and 300 mm

MEADRAIN S 1000 SYSTEM OVERVIEW



1- CLIPFIX Grating locking mechanism

Plastic, galvanised steel, stainless-steel and ductile iron gratings can be fastened and loosened with a single movement - without bolts, safely and quickly

2- The drainage channels are made of high quality polymer concrete

3- **MEADRAIN SV 1000** with 4 mm edge protection made of galvanised steel

4- **MEADRAIN SE 1000** with 4 mm stainless-steel edge protection

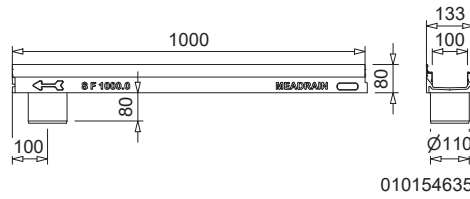
5- Lateral ribs guarantee optimum anchoring and a stable positioning in the concrete bed






- > Certified compliant with EN 1433
- > Complete system equipped with CLIPFIX grating locking mechanism
- > Matching covers with longitudinal displacement lock

MEADRAIN S 1000 CHANNELS



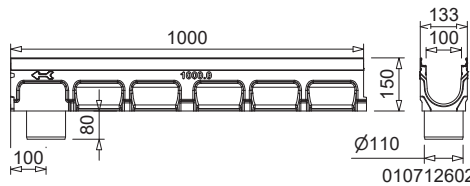

010154635

MEADRAIN SVF/SEF 1000 shallow channels



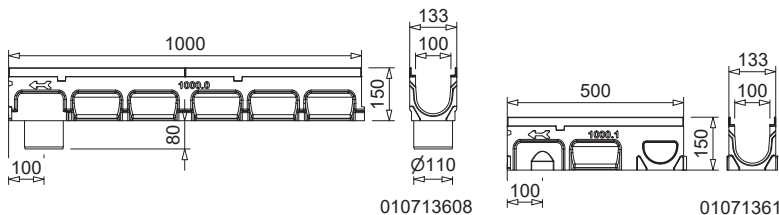
MEADRAIN SV 1000 + mesh grating

MEADRAIN SV 1000 + ductile iron grating



010712602

MEADRAIN SV/SE 1000 drainage channels



010713608

010713610

MEADRAIN SG 1000 drainage channels

MEADRAIN SVF 1000 SHALLOW POLYMER CONCRETE DRAINAGE CHANNEL

WITH 4 MM EDGE PROTECTION MADE OF GALVANISED STEEL, SEALING JOINT ACCORDING TO EN 1433

Clear width of the shallow drainage channel body 100 mm, total width 133 mm. Suitable for all channel covers **MEA 100 CLIPFIX** with and without longitudinal shift protection, **MEA TSL 100**, **TSC 100** and **MEA TSH 100 TOPSLOT**. For the realisation of water level slopes. Loading classes A 15 to E 600** according to EN 1433. Load capacity according to MEA installation instructions.

MEADRAIN SVF 1000 shallow drainage channel body without slope, Loading classes up to E 600 **)

Article	Length (mm)	Height (mm)	EAN-Code	kg/unit	unit/pallet	MG
MEADRAIN SVF 1000.0/80 shallow drainage channel body ¹⁾ **)	1000	80	010154631	8,86	35	MD
MEADRAIN SVF 1000.0 A/80 shallow drainage channel body with tight formed-in flanged drain outlet Ø 110 mm ²⁾ **)	1000	80	010154635	9,06	30	MD
MEADRAIN SVF 1000.1/80 shallow drainage channel body ¹⁾ **)	500	80	010154633	4,80	70	MD

> **NOTE** The detailed explanation of the footnotes can be found on page 436.

MEADRAIN SV 1000 POLYMER CONCRETE CHANNEL BODY**WITH 4 MM EDGE PROTECTION MADE OF GALVANISED STEEL, SEALING JOINT ACCORDING TO EN 1433**

Clear width of the channel body 100 mm. Total width 133 mm. Suitable for drainage channel covers **MEA 100 CLIPFIX**, **TOPSLOTS TSL 100**, **TSC 100** and **TSH 100** with and without longitudinal shift protection. For the realisation of water level slopes, step slopes and linear slopes (0.5%). Loading classes A 15 to E 600** according to EN 1433. Load capacity according to specification, when installed according to the MEA installation instructions.

MEADRAIN SV 1000 Complete channels incl. cover

Article	Length (mm)	Height (mm)	EAN-Code	kg/unit	unit/pallet	MG
MEADRAIN SV 1000 complete drainage channel incl. galv. mesh grating 30/10-B 125-1 m CX ^{4)*)**}	1000	150	010712603	19,07	36	MD
MEADRAIN SV 1000 complete drainage channel incl. ductile iron slotted grating-C 250-1 m CX ^{4)*)**}	1000	150	010712605	21,43	36	MD
MEADRAIN SV 1000 complete drainage channel incl. ductile iron slotted grating-D 400-1 m CX ^{4)*)**}	1000	150	010712607	21,43	36	MD

Polymer concrete

MEADRAIN SV 1000 drainage channel body without slope, Loading classes up to E 600 **)

Article	Length (mm)	Height (mm)	EAN-Code	kg/unit	unit/pallet	MG
MEADRAIN SV 1000.0 Drainage channel body ^{4)*)**}	1000	150	010712600	13,97	36	MD
MEADRAIN SV 1000.0/A Drainage channel with tight formed-in flanged drain outlet Ø 110 mm ^{8)*)**}	1000	150	010712602	13,73	25	MD
MEADRAIN SV 1000.1 Drainage channel body ^{4)14)*)**}	500	150	010712604	7,17	40	MD
MEADRAIN SV 1005.0 Drainage channel body ^{4)*)**}	1000	175	010712618	15,09	36	MD
MEADRAIN SV 1005.0/A Drainage channel with tight formed-in flanged drain outlet Ø 110 mm ^{8)*)**}	1000	175	010712620	15,03	30	MD
MEADRAIN SV 1005.1 Drainage channel body ^{4)14)*)**}	500	175	010712622	7,72	40	MD
MEADRAIN SV 1010.0 Drainage channel body ^{4)*)**}	1000	200	010712636	16,55	30	MD
MEADRAIN SV 1010.0/A Drainage channel with tight formed-in flanged drain outlet Ø 110 mm ^{8)*)**}	1000	200	010712638	16,23	20	MD
MEADRAIN SV 1010.1 Drainage channel body ^{4)14)*)**}	500	200	010712640	8,07	40	MD
MEADRAIN SV 1015.0 Drainage channel body ^{4)*)**}	1000	225	010712642	17,62	24	MD
MEADRAIN SV 1015.0/A Drainage channel with tight formed-in flanged drain outlet Ø 110 mm ^{8)*)**}	1000	225	010712644	19,70	20	MD
MEADRAIN SV 1015.1 Drainage channel body ^{4)14)*)**}	500	225	010712646	9,86	40	MD
MEADRAIN SV 1020.0 Drainage channel body ^{4)*)**}	1000	250	010712648	18,91	24	MD
MEADRAIN SV 1020.0/A Drainage channel with tight formed-in flanged drain outlet Ø 110 mm ^{8)*)**}	1000	250	010712650	19,64	20	MD
MEADRAIN SV 1020.1 Drainage channel body ^{4)14)*)**}	500	250	010712652	9,57	40	MD
MEADRAIN SV 1030.0 Drainage channel body ^{4)*)**}	1000	305	010712654	23,12	18	MD
MEADRAIN SV 1030.0/A Drainage channel with tight formed-in flanged drain outlet Ø 110 mm ^{8)*)**}	1000	305	010712656	22,88	20	MD
MEADRAIN SV 1030.1 Drainage channel body ^{4)14)*)**}	500	305	010714100	12,11	30	MD

Concrete

Metal

Rainwater treatment

Door mat

> **NOTE** The detailed explanation of the footnotes can be found on page 436.

MEADRAIN SV 1000 POLYMER CONCRETE CHANNEL BODY**WITH 4 MM EDGE PROTECTION MADE OF GALVANISED STEEL, SEALING JOINT ACCORDING TO EN 1433**

Clear width of the channel body 100 mm. Total width 133 mm. Suitable for drainage channel covers **MEA 100 CLIPFIX, TOPSLOTS TSL 100, TSC 100** and **TSH 100** with and without longitudinal shift protection. For the realisation of water level slopes, step slopes and linear slopes (0.5%). Loading classes A 15 to E 600** according to EN 1433. Load capacity according to specification, when installed according to the MEA installation instructions.

MEADRAIN SV 1000 drainage channel body with 0.5% slope, Loading classes up to E 600 **)

Article	Length (mm)	Height (mm)	Height 2 (mm)	EAN-Code	kg/unit	unit/pallet	MG
MEADRAIN SV 1001 Drainage channel body **)	1000	150	155	010712606	13,16	36	MD
MEADRAIN SV 1002 Drainage channel body **)	1000	155	160	010712608	13,55	36	MD
MEADRAIN SV 1003 Drainage channel body **)	1000	160	165	010712610	14,12	36	MD
MEADRAIN SV 1004 Drainage channel body **)	1000	165	170	010712612	14,34	36	MD
MEADRAIN SV 1005 Drainage channel body ⁴⁾ **)	1000	170	175	010712614	14,72	36	MD
MEADRAIN SV 1005/A Drainage channel with tight formed-in flanged drain outlet Ø 110 mm ^{8) **)}	1000	170	175	010712616	15,17	25	MD
MEADRAIN SV 1006 Drainage channel body **)	1000	175	180	010712624	14,78	36	MD
MEADRAIN SV 1007 Drainage channel body **)	1000	180	185	010712626	15,51	36	MD
MEADRAIN SV 1008 Drainage channel body **)	1000	185	190	010712628	15,35	36	MD
MEADRAIN SV 1009 Drainage channel body **)	1000	190	195	010712630	15,60	36	MD
MEADRAIN SV 1010 Drainage channel body ⁴⁾ **)	1000	195	200	010712632	15,95	30	MD
MEADRAIN SV 1010/A Drainage channel with tight formed-in flanged drain outlet Ø 110 mm ^{8) **)}	1000	195	200	010712634	16,01	20	MD
MEADRAIN SV 1011 Drainage channel body **)	1000	200	205	010714102	16,70	30	MD
MEADRAIN SV 1012 Drainage channel body **)	1000	205	210	010714104	17,20	30	MD
MEADRAIN SV 1013 Drainage channel body **)	1000	210	215	010714106	17,37	30	MD
MEADRAIN SV 1014 Drainage channel body **)	1000	215	220	010714108	17,83	30	MD
MEADRAIN SV 1015 Drainage channel body ⁴⁾ **)	1000	220	225	010714110	18,06	30	MD
MEADRAIN SV 1015/A Drainage channel with tight formed-in flanged drain outlet Ø 110 mm ^{8) **)}	1000	220	225	010714112	17,55	20	MD
MEADRAIN SV 1016 Drainage channel body **)	1000	225	230	010714114	18,36	30	MD
MEADRAIN SV 1017 Drainage channel body **)	1000	230	235	010714116	18,71	30	MD
MEADRAIN SV 1018 Drainage channel body **)	1000	235	240	010714118	19,10	30	MD
MEADRAIN SV 1019 Drainage channel body **)	1000	240	245	010714120	19,36	30	MD
MEADRAIN SV 1020 Drainage channel body ⁴⁾ **)	1000	245	250	010714122	19,60	24	MD
MEADRAIN SV 1020/A Drainage channel with tight formed-in flanged drain outlet Ø 110 mm ^{8) **)}	1000	245	250	010714124	21,19	20	MD
MEADRAIN SV 1021 Drainage channel body **)	1000	255	260	010714126	21,24	24	MD
MEADRAIN SV 1022 Drainage channel body **)	1000	260	265	010714128	21,48	24	MD
MEADRAIN SV 1023 Drainage channel body **)	1000	265	270	010714130	21,46	24	MD
MEADRAIN SV 1024 Drainage channel body **)	1000	270	275	010714132	22,01	24	MD
MEADRAIN SV 1025 Drainage channel body **)	1000	275	280	010714134	22,16	24	MD
MEADRAIN SV 1026 Drainage channel body **)	1000	280	285	010714136	22,63	18	MD
MEADRAIN SV 1027 Drainage channel body **)	1000	285	290	010714138	22,80	18	MD
MEADRAIN SV 1028 Drainage channel body **)	1000	290	295	010714140	23,10	18	MD
MEADRAIN SV 1029 Drainage channel body **)	1000	295	300	010714142	23,30	18	MD
MEADRAIN SV 1030 Drainage channel body ⁴⁾ **)	1000	300	305	010714144	23,66	18	MD
MEADRAIN SV 1030/A Drainage channel with tight formed-in flanged drain outlet Ø 110 mm ^{8) **)}	1000	300	305	010714146	19,38	20	MD

> **NOTE** The detailed explanation of the footnotes can be found on page 436.

MEADRAIN SV 1000 AND SVF 1000 ACCESSORIES

MEADRAIN SV 1000 Silt box with sediment bucket **)

Article	Material	EAN-Code	kg/unit	unit/pallet	MG
MEADRAIN SV 1000.EK short silt box, H=45 cm incl. sediment bucket for pipe connection Ø 110 mm **)	Polymer concrete	010712657	28,50	10	MD

MEADRAIN SV 1000 Silt box with sediment bucket **)

Article	Material	EAN-Code	kg/unit	unit/pallet	MG
MEADRAIN SV 1000.EK110 Silt box incl. sediment bucket for pipe connection Ø 110 mm **)	Polymer concrete	010712658	32,84	10	MD
MEADRAIN SV 1000.EK160 Silt box incl. sediment bucket for pipe connection Ø 160 mm **)	Polymer concrete	010712660	32,80	10	MD
MEADRAIN SV 1000.EK QG110 Silt box incl. sediment bucket, with odour trap crosswise to flow direction Ø 110 mm **)	Polymer concrete	010712662	36,50	8	MD
MEADRAIN SV 1000.EK QG160 Silt box incl. sediment bucket, with odour trap crosswise to flow direction Ø 160 mm **)	Polymer concrete	010712664	35,70	6	MD

MEADRAIN SVF 1000 End cap for shallow channel

Article	Material	Height (mm)	EAN-Code	kg/unit	unit/pallet	MG
MEADRAIN SVF 1000.SE End cap for shallow channel start/end	Galv. steel	80	010154637	0,08	1	MD

MEADRAIN SV/SG 1000 End caps

Article	Material	Height (mm)	Height 2 (mm)	EAN-Code	kg/unit	unit/pallet	MG
MEADRAIN SV/SG 1000.SE End cap for channel start/end, fixed height	Galv. steel	150	-	010713594	0,20	1	MD
MEADRAIN SV/SG 1000-20.SE End cap for channel start/end, height-adjustable	Galv. steel	150	250	010712666	0,28	1	MD
MEADRAIN SV/SG 1030.SE End cap for channel start/end, fixed height *)	Galv. steel	305	-	010712668	0,30	1	MD
MEADRAIN SV/SG 1000-5.E End cap for channel end, height adjustable with connection piece Ø 110 mm	Galv. steel	150	175	010712670	0,38	1	MD
MEADRAIN SV/SG 1005-15.E End cap for channel end, height adjustable with connection piece Ø 110 mm	Galv. steel	175	225	010712676	0,45	1	MD
MEADRAIN SV/SG 1015-30.E End cap for channel end, height adjustable with connection piece Ø 110 mm *)	Galv. steel	225	305	010712678	0,76	1	MD

Accessories

Article	Material	EAN-Code	kg/unit	unit/pallet	MG
MEADRAIN/MEAGARD/MEALINE Drainage set with Ø 110 mm connector, Sediment bucket and odour seal	PP	010150730	0,20	1	MG

Jointing compounds for STANDARD applications ***)

Article	Material	EAN-Code	kg/unit	unit/pallet	MG
SABA MS Floor GREY sealant 600 ml in a bag, stable ***)	MS-polymer-basis	010152708	0,88	1	PG
SABA Primer 9102 for undercoat, 1 liter	Silane-basis	010155803	0,92	1	PG
Joint Cleaner solvent 48, 1 liter, Cleaner for adhesive flanks	-	010155807	0,84	1	PG
Dispensing gun for 600 ml bags	-	010152707	0,63	1	PG

> **NOTE** The detailed explanation of the footnotes can be found on page 436.

MEADRAIN SEF 1000 SHALLOW POLYMER CONCRETE DRAINAGE CHANNEL WITH 4 MM EDGE PROTECTION MADE OF STAINLESS-STEEL, SEALING JOINT ACCORDING TO EN 1433

Clear width of the shallow channel body 100 mm, total width 133 mm. For the realisation of water level slopes. Suitable for all channel covers **MEA 100 CLIPFIX** with and without longitudinal shift protection, **MEA TSL 100**, **MEA TSC 100** and **MEA TSH 100 TOPSLOT**. Loading classes A 15 to E 600** according to EN 1433. Load capacity according to MEA installation instructions.

MEADRAIN SEF 1000 shallow drainage channel body without slope, Loading classes up to E 600 **)

Article	Length (mm)	Height (mm)	EAN-Code	kg/unit	unit/pallet	MG
MEADRAIN SEF 1000.0/80 shallow drainage channel body ^{1)*)**)}	1000	80	010713484	8,56	35	MD
MEADRAIN SEF 1000.0 A/80 shallow drainage channel body with tight formed-in flanged drain outlet Ø 110 mm ^{8)*)**)}	1000	80	010713488	8,47	30	MD
MEADRAIN SEF 1000.1/80 shallow drainage channel body ^{1)*)**)}	500	80	010713486	5,05	70	MD

MEADRAIN SE 1000 POLYMER CONCRETE CHANNEL BODY WITH 4 MM STAINLESS-STEEL EDGE PROTECTION, SEALING JOINT ACCORDING TO EN 1433

Clear width of the channel body 100 mm. Total width 133 mm. Suitable for drainage channel covers **MEA 100 CLIPFIX**, **TOPSLOT TSL 100**, **TSC 100** and **TSH 100** with and without longitudinal shift protection. For the realisation of water level slopes, step slopes and linear slopes (0.5%). Loading classes A 15 to E 600** according to EN 1433. Load capacity according to specification, when installed according to the MEA installation instructions.

MEADRAIN SE 1000 drainage channel body without slope, Loading classes up to E 600 **)

Article	Length (mm)	Height (mm)	EAN-Code	kg/unit	unit/pallet	MG
MEADRAIN SE 1000.0 Drainage channel body ^{4)*)**)}	1000	150	010713492	13,97	36	MD
MEADRAIN SE 1000.0/A Drainage channel with tight formed-in flanged drain outlet Ø 110 mm ^{8)*)**)}	1000	150	010713494	13,73	25	MD
MEADRAIN SE 1000.1 Drainage channel body ^{4)*)**)}	500	150	010713496	7,17	40	MD
MEADRAIN SE 1005.0 Drainage channel body ^{4)*)**)}	1000	175	010713510	15,09	36	MD
MEADRAIN SE 1005.0/A Drainage channel with tight formed-in flanged drain outlet Ø 110 mm ^{8)*)**)}	1000	175	010713512	15,03	25	MD
MEADRAIN SE 1005.1 Drainage channel body ^{4)*)**)}	500	175	010713514	7,80	40	MD
MEADRAIN SE 1010.0 Drainage channel body ^{4)*)**)}	1000	200	010713528	16,55	30	MD
MEADRAIN SE 1010.0/A Drainage channel with tight formed-in flanged drain outlet Ø 110 mm ^{8)*)**)}	1000	200	010713530	16,23	20	MD
MEADRAIN SE 1010.1 Drainage channel body ^{4)*)**)}	500	200	010713532	8,07	40	MD
MEADRAIN SE 1015.0 Drainage channel body ^{4)*)**)}	1000	225	010713534	17,62	24	MD
MEADRAIN SE 1015.0/A Drainage channel with tight formed-in flanged drain outlet Ø 110 mm ^{8)*)**)}	1000	225	010713536	19,15	25	MD
MEADRAIN SE 1015.1 Drainage channel ^{4)*)**)}	500	225	010713538	9,86	40	MD
MEADRAIN SE 1020.0 Drainage channel body ^{4)*)**)}	1000	250	010713540	18,65	24	MD
MEADRAIN SE 1020.0/A Drainage channel with tight formed-in flanged drain outlet Ø 110 mm ^{8)*)**)}	1000	250	010713542	19,64	20	MD
MEADRAIN SE 1020.1 Drainage channel body ^{4)*)**)}	500	250	010713544	9,57	40	MD
MEADRAIN SE 1030.0 Drainage channel body ^{4)*)**)}	1000	305	010713546	22,92	18	MD
MEADRAIN SE 1030.0/A Drainage channel with tight formed-in flanged drain outlet Ø 110 mm ^{8)*)**)}	1000	305	010713548	22,88	20	MD
MEADRAIN SE 1030.1 Drainage channel body ^{4)*)**)}	500	305	010714150	12,11	36	MD

> **NOTE** The detailed explanation of the footnotes can be found on page 436.

MEADRAIN SE 1000 POLYMER CONCRETE CHANNEL BODY**WITH 4 MM STAINLESS STEEL EDGE PROTECTION, SEALING JOINT ACCORDING TO EN 1433**

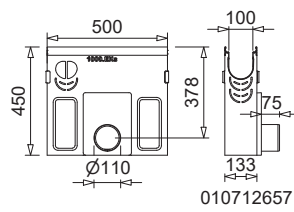
Clear width of the channel body 100 mm. Total width 133 mm. Suitable for all drainage channel covers **MEA 100 CLIPFIX, TOPSLOTS TSL 100, TSC 100** and **TSH 100** with and without longitudinal shift protection. For the realisation of water level slopes, step slopes and linear slopes (0.5%). Loading classes A 15 to E 600** according to EN 1433. Load capacity according to specification, when installed according to the MEA installation instructions.

MEADRAIN SE 1000 drainage channel body with 0.5% slope, Loading classes up to E 600 **)

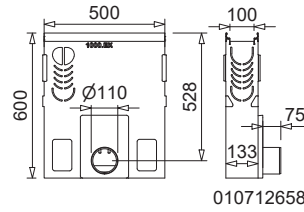
Article	Length (mm)	Height (mm)	Height 2 (mm)	EAN-Code	kg/unit	unit/pallet	MG
MEADRAIN SE 1001 Drainage channel body ¹⁾ ***)	1000	150	155	010713498	13,16	36	MD
MEADRAIN SE 1002 Drainage channel body ¹⁾ ***)	1000	155	160	010713500	13,76	36	MD
MEADRAIN SE 1003 Drainage channel body ¹⁾ ***)	1000	160	165	010713502	14,12	36	MD
MEADRAIN SE 1004 Drainage channel body ¹⁾ ***)	1000	165	170	010713504	14,34	36	MD
MEADRAIN SE 1005 Drainage channel body ⁴⁾ ***)	1000	170	175	010713506	14,72	36	MD
MEADRAIN SE 1005/A Drainage channel with tight formed-in flanged drain outlet Ø 110 mm ⁸⁾ ***)	1000	170	175	010713508	14,70	30	MD
MEADRAIN SE 1006 Drainage channel body ¹⁾ ***)	1000	175	180	010713516	14,78	36	MD
MEADRAIN SE 1007 Drainage channel body ¹⁾ ***)	1000	180	185	010713518	15,36	36	MD
MEADRAIN SE 1008 Drainage channel body ¹⁾ ***)	1000	185	190	010713520	15,35	36	MD
MEADRAIN SE 1009 Drainage channel body ¹⁾ ***)	1000	190	195	010713522	15,43	36	MD
MEADRAIN SE 1010 Drainage channel body ⁴⁾ ***)	1000	195	200	010713524	15,95	30	MD
MEADRAIN SE 1010/A Drainage channel with tight formed-in flanged drain outlet Ø 110 mm ⁸⁾ ***)	1000	195	200	010713526	16,01	20	MD
MEADRAIN SE 1011 Drainage channel body ¹⁾ ***)	1000	200	205	010714152	16,70	30	MD
MEADRAIN SE 1012 Drainage channel body ¹⁾ ***)	1000	205	210	010714154	17,20	30	MD
MEADRAIN SE 1013 Drainage channel body ¹⁾ ***)	1000	210	215	010714156	17,37	30	MD
MEADRAIN SE 1014 Drainage channel body ¹⁾ ***)	1000	215	220	010714158	17,83	30	MD
MEADRAIN SE 1015 Drainage channel body ⁴⁾ ***)	1000	220	225	010714160	18,06	30	MD
MEADRAIN SE 1015/A Drainage channel with tight formed-in flanged drain outlet Ø 110 mm ⁸⁾ ***)	1000	220	225	010714162	17,55	25	MD
MEADRAIN SE 1016 Drainage channel body ¹⁾ ***)	1000	225	230	010714164	18,36	30	MD
MEADRAIN SE 1017 Drainage channel body ¹⁾ ***)	1000	230	235	010714166	18,71	30	MD
MEADRAIN SE 1018 Drainage channel body ¹⁾ ***)	1000	235	240	010714168	19,10	30	MD
MEADRAIN SE 1019 Drainage channel body ¹⁾ ***)	1000	240	245	010714170	19,36	30	MD
MEADRAIN SE 1020 Drainage channel body ⁴⁾ ***)	1000	245	250	010714172	19,60	24	MD
MEADRAIN SE 1020/A Drainage channel with tight formed-in flanged drain outlet Ø 110 mm ⁸⁾ ***)	1000	245	250	010714174	20,01	20	MD
MEADRAIN SE 1021 Drainage channel body ¹⁾ ***)	1000	255	260	010714176	21,24	24	MD
MEADRAIN SE 1022 Drainage channel body ¹⁾ ***)	1000	260	265	010714178	21,48	24	MD
MEADRAIN SE 1023 Drainage channel body ¹⁾ ***)	1000	265	270	010714180	21,46	24	MD
MEADRAIN SE 1024 Drainage channel body ¹⁾ ***)	1000	270	275	010714182	22,01	24	MD
MEADRAIN SE 1025 Drainage channel body ¹⁾ ***)	1000	275	280	010714184	22,16	24	MD
MEADRAIN SE 1026 Drainage channel body ¹⁾ ***)	1000	280	285	010714186	22,63	18	MD
MEADRAIN SE 1027 Drainage channel body ¹⁾ ***)	1000	285	290	010714188	22,80	18	MD
MEADRAIN SE 1028 Drainage channel body ¹⁾ ***)	1000	290	295	010714190	23,10	18	MD
MEADRAIN SE 1029 Drainage channel body ¹⁾ ***)	1000	295	300	010714192	23,30	18	MD
MEADRAIN SE 1030 Drainage channel body ⁴⁾ ***)	1000	300	305	010714194	23,66	18	MD
MEADRAIN SE 1030/A Drainage channel with tight formed-in flanged drain outlet Ø 110 mm ⁸⁾ ***)	1000	300	305	010714196	19,38	20	MD

> **NOTE** The detailed explanation of the footnotes can be found on page 436.

MEADRAIN S 1000 ACCESSORIES

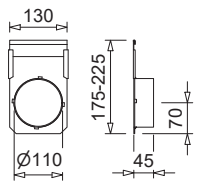



010712657

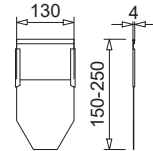


010712658

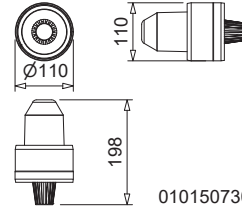
MEADRAIN SV/SE/SG 1000 silt boxes



010712676



010712666



010150730

MEADRAIN SV/SE/SG 1000 Accessories

MEADRAIN SE 1000 AND SEF 1000 ACCESSORIES

MEADRAIN SE 1000 Silt box with sediment bucket **)

Article	Length (mm)	Height (mm)	EAN-Code	kg/unit	unit/pallet	MG
MEADRAIN SE 1000.EK short silt box, H=45 cm incl. sediment bucket for pipe connection Ø 110 mm *)**)	500	455	010713550	28,50	10	MD
MEADRAIN SE 1000.EK110 Silt box incl. sediment bucket for pipe connection Ø 110 mm *)**)	500	600	010713552	32,84	10	MD
MEADRAIN SE 1000.EK160 Silt box incl. sediment bucket for pipe connection Ø 160 mm *)**)	500	600	010713554	32,80	10	MD
MEADRAIN SE 1000.EK QG110 Silt box incl. sediment bucket, with odour trap crosswise to flow direction Ø 110 mm *)**)	500	600	010713556	36,50	8	MD
MEADRAIN SE 1000.EK QG160 Silt box incl. sediment bucket, with odour trap crosswise to flow direction Ø 160 mm *)**)	500	600	010713558	35,70	8	MD

MEADRAIN SEF 1000 End cap for shallow channel

Article	Material	Height (mm)	EAN-Code	kg/unit	unit/pallet	MG
MEADRAIN SEF 1000.SE End cap for shallow channel start/end *)	Stainl. steel	80	010713490	0,09	1	MD

MEADRAIN SE End caps

Article	Material	Height (mm)	Height 2 (mm)	EAN-Code	kg/unit	unit/pallet	MG
MEADRAIN SE 1000-20.SE End cap for channel start/end, height-adjustable *)	Stainl. steel	160	250	010713560	0,28	1	MD
MEADRAIN SE 1030.SE End cap for channel start/end, fixed height *)	Stainl. steel	305	-	010713562	0,50	1	MD
MEADRAIN SE 1000-5.E End cap for channel end- height adjustable with connector Ø 110 mm *)	Stainl. steel	150	175	010713564	0,47	1	MD
MEADRAIN SE 1005-15.E End cap for channel end, height adjustable with connector Ø 110 mm *)	Stainl. steel	175	225	010713566	0,40	1	MD
MEADRAIN SE 1015-30.E End cap for channel end- height adjustable with connector Ø 110 mm *)	Stainl. steel	225	305	010713568	0,68	1	MD

Accessories

Article	Material	EAN-Code	kg/unit	unit/pallet	MG
MEADRAIN/MEAGARD/MEALINE Drainage set with Ø 110 mm connector, Sediment bucket and odour seal	PP	010150730	0,20	1	MG

Jointing compounds for STANDARD applications ***)

Article	Material	EAN-Code	kg/unit	unit/pallet	MG
SABA MS Floor GREY sealant 600 ml in a bag, stable ***)	MS-polymer-basis	010152708	0,88	1	PG
SABA Primer 9102 for undercoat, 1 liter	Silane-basis	010155803	0,92	1	PG
Joint Cleaner solvent 48, 1 liter, Cleaner for adhesive flanks	-	010155807	0,84	1	PG
Dispensing gun for 600 ml bags	-	010152707	0,63	1	PG

> **NOTE** The detailed explanation of the footnotes can be found on page 436.

MEADRAIN SG 1000 POLYMER CONCRETE CHANNEL BODY

WITH 4 MM EDGE PROTECTION MADE OF DUCTILE IRON, SEALING JOINT ACCORDING TO EN 1433

Clear width of the channel body 100 mm. Total width 133 mm. Suitable for all drainage channel covers **MEA 100 CLIPFIX**, **TOPSLOT TSL 100**, **TSC 100** and **TSH 100** with and without longitudinal shift protection. For the realisation of water level slopes, step slopes and linear slopes (0.5%). Loading classes A 15 to E 600** according to EN 1433. Load capacity according to specification, when installed according to the MEA installation instructions.

MEADRAIN SG 1000 drainage channel body without slope, Loading classes up to E 600 **)

Article	Length (mm)	Height (mm)	EAN-Code	kg/unit	unit/pallet	MG
MEADRAIN SG 1000.0 Drainage channel body ^{4) **)}	1000	150	010713606	14,34	36	MD
MEADRAIN SG 1000.0/A Drainage channel with tight formed-in flanged drain outlet Ø 110 mm ^{8) *) **)}	1000	150	010713608	14,50	30	MD
MEADRAIN SG 1000.1 Drainage channel body ^{4) 14) *) **)}	500	150	010713610	7,69	40	MD
MEADRAIN SG 1005.0 Drainage channel body ^{4) *) **)}	1000	175	010713612	15,77	36	MD
MEADRAIN SG 1005.0/A Drainage channel with tight formed-in flanged drain outlet Ø 110 mm ^{8) *) **)}	1000	175	010713614	16,02	25	MD
MEADRAIN SG 1005.1 Drainage channel body ^{4) 14) *) **)}	500	175	010713616	8,16	40	MD
MEADRAIN SG 1010.0 Drainage channel body ^{4) *) **)}	1000	200	010713618	17,17	30	MD
MEADRAIN SG 1010.0/A Drainage channel with tight formed-in flanged drain outlet Ø 110 mm ^{8) *) **)}	1000	200	010713620	17,50	20	MD
MEADRAIN SG 1010.1 Drainage channel body ^{4) 14) *) **)}	500	200	010713622	9,00	40	MD
MEADRAIN SG 1015.0 Drainage channel body ^{4) *) **)}	1000	225	010713624	18,83	24	MD
MEADRAIN SG 1015.0/A Drainage channel with tight formed-in flanged drain outlet Ø 110 mm ^{8) *) **)}	1000	225	010713626	19,00	20	MD
MEADRAIN SG 1015.1 Drainage channel body ^{4) 14) *) **)}	500	225	010713628	9,45	40	MD
MEADRAIN SG 1020.0 Drainage channel body ^{4) *) **)}	1000	250	010713630	19,95	24	MD
MEADRAIN SG 1020.0/A Drainage channel with tight formed-in flanged drain outlet Ø 110 mm ^{8) *) **)}	1000	250	010713632	20,50	20	MD
MEADRAIN SG 1020.1 Drainage channel body ^{4) 14) *) **)}	500	250	010713634	10,40	40	MD
MEADRAIN SG 1030.0 Drainage channel body ^{4) *) **)}	1000	305	010713636	24,50	18	MD
MEADRAIN SG 1030.0/A Drainage channel with tight formed-in flanged drain outlet Ø 110 mm ^{8) *) **)}	1000	305	010713638	14,02	20	MD
MEADRAIN SG 1030.1 Drainage channel body ^{14) *) **)}	500	305	010714200	12,51	18	MD

> **NOTE** The detailed explanation of the footnotes can be found on page 436.

MEADRAIN SG 1000 POLYMER CONCRETE CHANNEL BODY**WITH 4 MM EDGE PROTECTION MADE OF DUCTILE IRON, SEALING JOINT ACCORDING TO EN 1433**

Clear width of the channel body 100 mm. Total width 133 mm. Suitable for all drainage channel covers **MEA 100 CLIPFIX**, **TOPSLOT TSL 100**, **TSC 100** and **TSH 100** with and without longitudinal shift protection. For the realisation of water level slopes, step slopes and linear slopes (0.5%). Loading classes A 15 to E 600** according to EN 1433. Load capacity according to specification, when installed according to the MEA installation instructions.

MEADRAIN SG 1000 drainage channel body with slope (0.5%), loading classes up to E 600 **)

Article	Length (mm)	Height (mm)	Height 2 (mm)	EAN-Code	kg/unit	unit/pallet	MG
MEADRAIN SG 1001 Drainage channel body ¹⁾ **)	1000	150	155	010713640	14,58	36	MD
MEADRAIN SG 1002 Drainage channel body ¹⁾ **)	1000	155	160	010713642	14,50	36	MD
MEADRAIN SG 1003 Drainage channel body ¹⁾ **)	1000	160	165	010713644	15,00	36	MD
MEADRAIN SG 1004 Drainage channel body ¹⁾ **)	1000	165	170	010713646	15,13	36	MD
MEADRAIN SG 1005 Drainage channel body ⁴⁾ **)	1000	170	175	010713648	15,50	36	MD
MEADRAIN SG 1005/A Drainage channel with tight formed-in flanged drain outlet Ø 110 mm ⁸⁾ **)	1000	170	175	010713650	14,02	25	MD
MEADRAIN SG 1006 Drainage channel body ¹⁾ **)	1000	175	180	010713652	16,00	36	MD
MEADRAIN SG 1007 Drainage channel body ¹⁾ **)	1000	180	185	010713654	16,50	36	MD
MEADRAIN SG 1008 Drainage channel body ¹⁾ **)	1000	185	190	010713656	16,50	36	MD
MEADRAIN SG 1009 Drainage channel body ¹⁾ **)	1000	190	195	010713658	17,00	36	MD
MEADRAIN SG 1010 Drainage channel body ⁴⁾ **)	1000	195	200	010713660	17,22	30	MD
MEADRAIN SG 1010/A Drainage channel with tight formed-in flanged drain outlet Ø 110 mm ⁸⁾ **)	1000	195	200	010713662	17,00	25	MD
MEADRAIN SG 1011 Drainage channel body ¹⁾ **)	1000	200	205	010714202	17,70	30	MD
MEADRAIN SG 1012 Drainage channel body ¹⁾ **)	1000	205	210	010714204	17,98	30	MD
MEADRAIN SG 1013 Drainage channel body ¹⁾ **)	1000	210	215	010714206	18,26	30	MD
MEADRAIN SG 1014 Drainage channel body ¹⁾ **)	1000	215	220	010714208	18,54	30	MD
MEADRAIN SG 1015 Drainage channel body ⁴⁾ **)	1000	220	225	010714210	19,24	30	MD
MEADRAIN SG 1015/A Drainage channel with tight formed-in flanged drain outlet Ø 110 mm ⁸⁾ **)	1000	220	225	010714212	18,82	20	MD
MEADRAIN SG 1016 Drainage channel body ¹⁾ **)	1000	225	230	010714214	19,10	30	MD
MEADRAIN SG 1017 Drainage channel body ¹⁾ **)	1000	230	235	010714216	19,38	30	MD
MEADRAIN SG 1018 Drainage channel body ¹⁾ **)	1000	235	240	010714218	19,66	30	MD
MEADRAIN SG 1019 Drainage channel body ¹⁾ **)	1000	240	245	010714220	19,94	30	MD
MEADRAIN SG 1020 Drainage channel body ⁴⁾ **)	1000	245	250	010714222	20,22	24	MD
MEADRAIN SG 1020/A Drainage channel with tight formed-in flanged drain outlet Ø 110 mm ⁸⁾ **)	1000	245	250	010714224	20,22	20	MD
MEADRAIN SG 1021 Drainage channel body ¹⁾ **)	1000	255	260	010714226	21,75	24	MD
MEADRAIN SG 1022 Drainage channel body ¹⁾ **)	1000	260	265	010714228	22,56	24	MD
MEADRAIN SG 1023 Drainage channel body ¹⁾ **)	1000	265	270	010714230	22,56	24	MD
MEADRAIN SG 1024 Drainage channel body ¹⁾ **)	1000	270	275	010714232	22,59	24	MD
MEADRAIN SG 1025 Drainage channel body ¹⁾ **)	1000	275	280	010714234	22,87	18	MD
MEADRAIN SG 1026 Drainage channel body ¹⁾ **)	1000	280	285	010714236	23,15	18	MD
MEADRAIN SG 1027 Drainage channel body ¹⁾ **)	1000	285	290	010714238	23,43	18	MD
MEADRAIN SG 1028 Drainage channel body ¹⁾ **)	1000	290	295	010714240	23,71	18	MD
MEADRAIN SG 1029 Drainage channel body ¹⁾ **)	1000	295	300	010714242	23,99	18	MD
MEADRAIN SG 1030 Drainage channel body ⁴⁾ **)	1000	300	305	010714244	24,27	18	MD
MEADRAIN SG 1030/A Drainage channel with tight formed-in flanged drain outlet Ø 110 mm ⁸⁾ **)	1000	300	305	010714246	24,27	20	MD

Polymer concrete

Concrete

Metal

Rainwater treatment

Door mat

> **NOTE** The detailed explanation of the footnotes can be found on page 436.

MEADRAIN SG 1000 ACCESSORIES

MEADRAIN SG 1000 Silt box with sediment bucket **)

Article	Length (mm)	Height (mm)	EAN-Code	kg/unit	unit/pallet	MG
MEADRAIN SG 1000.EK short silt box, H=45 cm incl. sediment bucket for pipe connection Ø 110 mm *)**)	500	455	010713664	35,00	10	MD
MEADRAIN SG 1000.EK110 Silt box incl. sediment bucket for pipe connection Ø 110 mm *)**)	500	600	010713666	33,18	10	MD
MEADRAIN SG 1000.EK160 Silt box incl. sediment bucket for pipe connection Ø 160 mm *)**)	500	600	010713668	35,00	10	MD
MEADRAIN SG 1000.EK QG110 silt box incl. sediment bucket with odour trap transversely to flow direction Ø 110 mm *)**)	500	600	010713670	36,50	8	MD
MEADRAIN SG 1000.EK QG160 silt box incl. sediment bucket with odour trap transversely to flow direction Ø 160 mm *)**)	500	600	010713672	37,00	8	MD

MEADRAIN SV/SG 1000 End caps

Article	Material	Height (mm)	Height 2 (mm)	EAN-Code	kg/unit	unit/pallet	MG
MEADRAIN SV/SG 1000.SE End cap for channel start/end, fixed height	Galv. steel	150	-	010713594	0,20	1	MD
MEADRAIN SV/SG 1000-20.SE End cap for channel start/end, height-adjustable	Galv. steel	150	250	010712666	0,28	1	MD
MEADRAIN SV/SG 1030.SE End cap for channel start/end, fixed height *)	Galv. steel	305	-	010712668	0,30	1	MD
MEADRAIN SV/SG 1000-5.E End cap for channel end, height adjustable with connection piece Ø 110 mm	Galv. steel	150	175	010712670	0,38	1	MD
MEADRAIN SV/SG 1005-15.E End cap for channel end, height adjustable with connection piece Ø 110 mm	Galv. steel	175	225	010712676	0,45	1	MD
MEADRAIN SV/SG 1015-30.E End cap for channel end, height adjustable with connection piece Ø 110 mm *)	Galv. steel	225	305	010712678	0,76	1	MD

Accessories

Article	Material	EAN-Code	kg/unit	unit/pallet	MG
MEADRAIN/MEAGARD/MEALINE Drainage set with Ø 110 mm connector, Sediment bucket and odour seal	PP	010150730	0,20	1	MG

> **NOTE** The detailed explanation of the footnotes can be found on page 436.

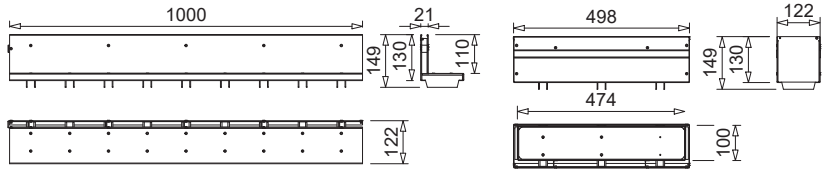

MEADRAIN SG 1000 ACCESSORIES

Jointing compounds for STANDARD applications ***)

Article	Material	EAN-Code	kg/unit	unit/pallet	MG
SABA MS Floor GREY sealant 600 ml in a bag, stable ***)	MS-polymer-basis	010152708	0,88	1	PG
SABA Primer 9102 for undercoat, 1 liter	Silane-basis	010155803	0,92	1	PG
Joint Cleaner solvent 48, 1 liter, Cleaner for adhesive flanks	-	010155807	0,84	1	PG
Dispensing gun for 600 ml bags	-	010152707	0,63	1	PG

> **NOTE** The detailed explanation of the footnotes can be found on page 436.

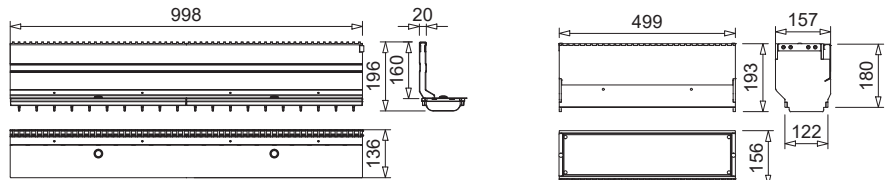
MEA TOPSLOT



010140728

010140730

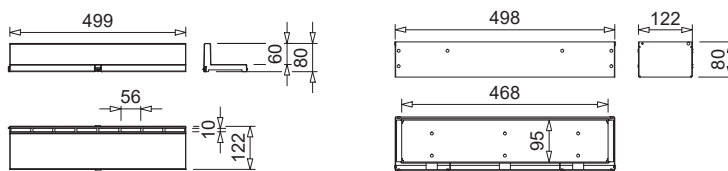
MEA TSL 100 TOPSLOT
lateral, neck height 110 mm



012152875

012152883

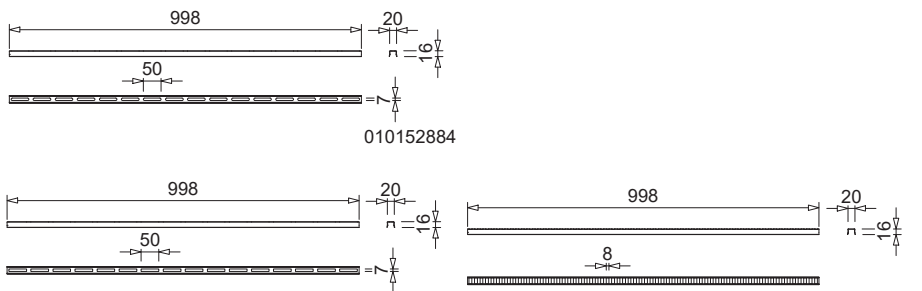
MEA TSH 100 TOPSLOT, lateral, with
inspection element



010152860

010152859

MEA TSC 100 TOPSLOT
lateral, PP, neck height 60 mm



010152884

010152874

010152886

NEW

MEA TS E-BLADE covers
for MEA TSC TOPSLOT

MEA TSL 100 TOPSLOT

MEA TSL 100 TOPSLOT suitable for channel systems **MEARIN PLUS/EXPERT 1000, MEADRAIN SV/SE/SG 1000, MEADRAIN SVF/SEF 1000** and **MEAHOME PLUS**. Covers all ranges of applications. Loading classes A 15 to B 125 according to EN 1433. Load capacity according to specification, when installed according to the MEA installation instructions.

MEA TSL 100 TOPSLOT lateral, neck height 110 mm, loading class B 125

Article	Material	Length (mm)	Inlet sect. area Ø cm ² /m above	EAN-Code	kg/unit	unit/pallet	MG
MEA TSL 100.0 / 110 TOPSLOT-B 125-Galv.steel-1 m-lateral	Galv. steel	1000	150	010140728	4,67	1	GR
MEA TSL 100.1 / 110 TOPSLOT-B 125-Galv.steel-0.5 m-lateral	Galv. steel	500	150	010140736	2,38	1	GR
MEA TSL 100.R / 110 Inspection element upper part-B 125-Galv.steel-0.5 m-lateral	Galv. steel	500	150	010140730	3,40	1	GR
MEA TSL 100.0 / 110 TOPSLOT-B 125-Stainl.steel-AISI 304-1 m-lateral *)	Stainl. steel	1000	150	010140732	4,65	1	GR
MEA TSL 100.1 / 110 TOPSLOT-B 125-Stainl.steel-AISI 304-0.5 m-lateral *)	Stainl. steel	500	150	010140738	2,30	1	GR
MEA TSL 100.R / 110 Inspection element upper part-B 125-Stainl.steel-AISI 304-0.5 m-lateral *)	Stainl. steel	500	150	010140734	3,38	1	GR
MEA TSL 100.0 / 110 TOPSLOT-B 125-Stainl.steel-AISI 316-1 m-lateral *)	Stainl. steel (AISI 316)	1000	150	010140733	4,66	1	GR
MEA TSL 100.1 / 110 TOPSLOT-B 125-Stainl.steel-AISI 316-0.5 m-lateral *)	Stainl. steel (AISI 316)	500	150	010140739	2,44	1	GR
MEA TSL 100.R / 110 Inspection element upper part-B 125-Stainl.steel-AISI 316-0.5 m-lateral *)	Stainl. steel (AISI 316)	500	150	010140735	3,41	1	GR

Polymer concrete

Concrete

MEA TSL 100 TOPSLOT ACCESSORIES

MEA TSL 100 TOPSLOT accessories

Article	Material	Length (mm)	Height (mm)	EAN-Code	kg/unit	unit/pallet	MG
MEA TSL.SE End cap made of stainless-steel-AISI 304 *)	Stainl. steel	10	109	010712497	0,27	1	GR
MEA TSL 100.T0-Dirt trap grating-Stainl. steel-AISI 304-1 m *)	Stainl. steel	1000	10	010712481	0,15	1	GR
MEA TSL 100.T1-Dirt trap grating-Stainl. steel-AISI 304-0.5 m *)	Stainl. steel	500	10	010712485	0,07	1	GR
MEA TSL 100.T0-Dirt trap grating-Stainl. steel-AISI 316-1 m *)	Stainl. steel (AISI 316)	1000	10	010712489	0,16	1	GR
MEA TSL 100.T1-Dirt trap grating-Stainl. steel-AISI 316-0.5 m *)	Stainl. steel (AISI 316)	500	10	010712493	0,08	1	GR
MEA TSL-TSC Grate hook for TOPSLOT, 2 pieces required	Galv. steel	105	500	010152113	0,42	1	GR

Metal

Rainwater treatment

Door mat

> **NOTE** The detailed explanation of the footnotes can be found on page 436.

MEA TSH 100 TOPSLOT

MEA TSH 100 TOPSLOT suitable for channel systems **MEARIN PLUS/EXPERT 1000, MEADRAIN EN 1000, MEADRAIN SV/SE/SG 1000** and **MEADRAIN SVF/SEF 1000**. Covers all ranges of applications. Loading classes A 15- E 600** according to EN 1433. Load capacity according to specification, when installed according to the MEA installation instructions.

MEA TSH 100 TOPSLOT lateral, neck height 160 mm, loading class E 600 **)

Article	Material	Length (mm)	Inlet sect. area Ø cm ² /m above	EAN-Code	kg/unit	unit/pallet	MG
MEA TSH 100.0 / 160 TOPSLOT-E 600-Galv.steel-1 m-lateral incl. 2 ductile iron grates **)	Galv. steel	1000	96	012152875	10,80	1	GR
MEA TSH 100.1 / 160 TOPSLOT-E 600-Galv.steel-0.5 m-lateral incl. ductile iron grate **)	Galv. steel	500	96	012152877	5,40	1	GR
MEA TSH 100.R / 160 Inspection element upper part-E 600-Galv.-0.5 m-lateral **)	Galv. steel	500	96	012152883	13,50	1	GR
MEA TSH 100.0 / 160 TOPSLOT-E 600-Stainl.steel-1 m-lateral incl. 2 ductile iron grates **)	Stainl. steel	1000	96	012152879	10,80	1	GR
MEA TSH 100.1 / 160 TOPSLOT-E 600-Stainl.steel-0.5 m-lateral incl. ductile iron grate **)	Stainl. steel	500	96	012152881	5,40	1	GR
MEA TSH 100.R / 160 Inspection element upper part-E 600-Stainl. steel-0.5 m-lateral **)	Stainl. steel	500	96	012152885	13,50	1	GR

MEA TSH 100 TOPSLOT ACCESSORIES

MEA TSH TOPSLOT end caps

Article	Material	Height (mm)	EAN-Code	kg/unit	unit/pallet	MG
MEA TSH.SE End cap made of galvanised steel	Galv. steel	156	012159030	0,03	1	GR
MEA TSH.SE End cap made of stainless-steel *)	Stainl. steel	156	012159031	0,03	1	GR

MEA TSH TOPSLOT accessories

Article	Material	EAN-Code	kg/unit	unit/pallet	MG
MEA TSH Construction cover-S, 1 m for TOPSLOT *)	Galv. steel	010159893	0,29	1	GR
MEA TSH Construction cover-R, 0.5 m for revision attachment *)	Galv. steel	010159895	0,16	1	GR
MEA TSH plastic caps for Inspection element upper part-thread for replacement delivery	PP	010152866	0,01	1	GR
MEA TSH quick connector for grating for replacement delivery	PP	010152900	0,01	1	GR
MEA TSH assembly tool- 2 items necessary	Galv. steel	010152858	0,19	1	GR

> **NOTE** The detailed explanation of the footnotes can be found on page 436.

MEA TSC 100 TOPSLOT

MEA TSC 100 TOPSLOT suitable for channel systems **MEARIN PLUS/EXPERT 1000**, **MEAHOME PLUS**, **MEAPARK**, **MEADRAIN EN 1000**, **MEADRAIN SV/SE/SG 1000** and **MEADRAIN SVF/SEF 1000**. Covers all ranges of applications. Loading classes A 15 according to EN 1433. Load capacity according to specification, when installed according to the MEA installation instructions.

MEA TSC 100 TOPSLOT lateral, PP, neck height 60 mm, loading class A 15

Article	Material	Length (mm)	Inlet sect. area Ø cm ² /m above	EAN-Code	kg/unit	unit/pallet	MG
MEA TSC 100/60 TOPSLOT-A 15-PP-0.5 m	Plastic	500	90	010152860	0,45	1	DY
MEA TSC 100.R/60-Galv. inspection element-A 15-0.5 m	Galv. steel	500	153	010152859	2,28	1	DY

MEA TSC 100 ACCESSORIES

MEA TSL / TSC 100 Topslots Accessories

Article	Material	EAN-Code	kg/unit	unit/pallet	MG
MEA TSL-TSC Grate hook for TOPSLOT, 2 pieces required	Galv. steel	010152113	0,42	1	GR

NEW MEA TS E-BLADE covers for MEA TSC TOPSLOTS

Article	Material	Length (mm)	Width (mm)	Height (mm)	EAN-Code	kg/unit	unit/pallet	MG
MEA TS E-Blade S-1 m- Design clip-on grille for MEA TSC TOPSLOTS ^{*)}	Stainl. steel	1000	22	16	010152874	0,28	1	DY
MEA TS E-Blade R-1 m- Design clip-on grille for MEA TSC TOPSLOTS ^{*)}	Stainl. steel	1000	22	16	010152884	0,28	1	DY
MEA TS E-Blade L-1 m- Design clip-on grille for MEA TSC TOPSLOTS ^{*)}	Stainl. steel	1000	22	16	010152886	0,28	1	DY

> **NOTE** The detailed explanation of the footnotes can be found on page 436.

MEA 100 CLIPFIX CHANNEL COVERS



Plastic longitudinal bar grating




Plastic longitudinal bar grating



Recycled plastic slotted grating



Mesh grating 30/10




Slotted grating



Perforated grating



Longitudinal bar grating



NEW MEA PRIME channel cover



Longitudinal bar grating



Ductile iron slotted grating



Ductile iron slotted grating, heelguard




Design grating WAVE



Design grating BAVARIA



Design grating HONEYCOMB



Ductile iron cover closed

MEA 100 CLIPFIX CHANNEL COVERS

With non-bolted CLIPFIX channel cover securement, with and without longitudinal shift protection. Suitable for the systems **MEARIN PLUS/ EXPERT 1000, MEAHOME PLUS, MEADRAIN SV/SE/SG 1000** and **MEADRAIN SVF/SEF 1000**. For drainage channel body and silt box, total width of grates 122 mm. Loading classes A 15 to E 600** according to EN 1433.

MEA 100 channel covers, loading class A 15 with non-bolted CLIPFIX channel cover securement

Article	Material	Length (mm)	Inlet sect. area Ø cm ² /m above	EAN-Code	kg/unit	unit/pallet	MG
MEA 100 Plastic longitudinal bar grating-A-0.5 m 39/7.7 CXL, black, heelguard	pp	500	159	010152570	0,40	252	GR
MEA 100 Plastic longitudinal bar grating-A-0.5 m 39/7.7 CXL, grey, heelguard	pp	500	159	010152572	0,40	252	GR
MEA 100 Galv. slotted grating-A 15-1 m 10/85 CX	Galv. steel	1000	280	010152107	1,42	150	GR
MEA 100 Galv. slotted grating-A 15-0.5 m 10/85 CX	Galv. steel	500	280	010152109	0,85	300	GR
MEA 100 Galv. longitudinal bar grating-A 15-1 m CX	Galv. steel	1000	609	010730798	2,87	300	GR
MEA 100 Galv. longitudinal bar grating-A 15-0.5 m CX	Galv. steel	500	609	010730800	1,49	300	GR
MEA 100 Galv. mesh grating-A 15-1 m 30/10 CX	Galv. steel	1000	845	010152204	2,48	168	GR
MEA 100 Galv. mesh grating-A 15-0.5 m 30/10 CX	Galv. steel	500	845	010152209	1,25	300	GR
MEA 100 Galv. perforated grating-A 15-1 m Ø 6 mm CX, heelguard *)	Galv. steel	1000	170	010152920	1,75	150	GR
MEA 100 Galv. perforated grating-A 15-0.5 m Ø 6 mm CX, heelguard *)	Galv. steel	500	170	010152922	0,95	100	GR
MEA 100 Stainl. steel slotted grating-A 15-1 m 10/85 CX *)	Stainl. steel	1000	280	010152223	1,42	100	GR
MEA 100 Stainl. steel slotted grating-A 15-0.5 m 10/85 CX *)	Stainl. steel	500	280	010152225	0,87	204	GR
MEA 100 Stainl. steel longitudinal bar grating-A 15-1 m CX *)	Stainl. steel	1000	609	010730802	2,73	60	GR
MEA 100 Stainl. steel longitudinal bar grating-A 15-0.5 m CX *)	Stainl. steel	500	609	010730804	1,35	300	GR
MEA 100 Stainl. steel mesh grating-A 15-1 m 30/10 CX *)	Stainl. steel	1000	845	010730334	2,20	100	GR
MEA 100 Stainl. steel mesh grating-A 15-0.5 m 30/10 CX *)	Stainl. steel	500	845	010730336	1,40	300	GR
MEA 100 Stainl. steel perforated grating-A 15-1 m Ø 6 mm CX, heelguard *)	Stainl. steel	1000	170	010152924	1,75	100	GR
MEA 100 Stainl. steel perforated grating-A 15-0.5 m Ø 6 mm CX, heelguard *)	Stainl. steel	500	170	010152926	0,95	50	GR

MEA 100 channel covers, loading class B 125 with non-bolted CLIPFIX channel cover securement

Article	Material	Length (mm)	Inlet sect. area Ø cm ² /m above	EAN-Code	kg/unit	unit/pallet	MG
MEA 100 Ductile iron slotted grating-B 125-0.5 m 12/95 CXL *)****)	Ductile iron	500	556	010145125	2,20	272	GR
MEA 100 recycled plastic slotted grating-B 125-0.5 m 6/45 CXL, heelguard	Regranulate	500	207	010152428	0,85	252	GR
MEA 100 Galv. longitudinal bar grating-B 125-1 m 31/7 CXL, heelguard	Galv. steel	1000	590	010730806	4,00	96	GR
MEA 100 Galv. longitudinal bar grating-B 125-0.5 m 31/7 CXL, heelguard	Galv. steel	500	590	010730808	1,99	300	GR
MEA 100 Galv. mesh grating-B 125-1 m 30/10 CXL	Galv. steel	1000	845	010152324	3,23	150	GR
MEA 100 Galv. mesh grating-B 125-0.5 m 30/10 CXL	Galv. steel	500	845	010152326	1,71	300	GR
MEA 100 Stainl. steel longitudinal bar grating-B 125-1 m 31/7 CXL, heelguard *)	Stainl. steel	1000	590	010730810	3,57	48	GR
MEA 100 Stainl. steel longitudinal bar grating-B 125-0.5 m 31/7 CXL, heelguard *)	Stainl. steel	500	590	010730812	1,86	300	GR
NEW MEA 100 Stainl. steel (AISI 304) PRIME grating-B 125-1 m 30/5 CXL, heelguard *)	Stainl. steel	1000	436	010730817	4,50	1	GR

> **NOTE** The detailed explanation of the footnotes can be found on page 436.

MEA 100 CLIPFIX CHANNEL COVERS

With non-bolted CLIPFIX channel cover securement, with and without longitudinal shift protection. Suitable for the systems **MEARIN PLUS/ EXPERT 1000, MEAHOME PLUS, MEADRAIN SV/SE/SG 1000** and **MEADRAIN SVF/SEF 1000**. For drainage channel body and silt box, total width of grates 122 mm. Loading classes A 15 to E 600** according to EN 1433.

MEA 100 channel covers, loading class C 250 with non-bolted CLIPFIX channel cover securement

Article	Material	Length (mm)	Inlet sect. area Ø cm ² /m above	EAN-Code	kg/unit	unit/pallet	MG
MEA 100 Ductile iron slotted grating-C 250-0.5 m 10/95 CXL *)****)	Ductile iron	500	350	010152553	3,18	272	GR
MEA 100 Ductile iron slotted grating-C 250-0.5 m 5/95 CXL, heelguard *)****)	Ductile iron	500	156	010152555	3,31	272	GR
MEA 100 Design grating BAVARIA-C 250-0.5 m 10/21 CXL *)****)	Ductile iron	500	292	010152914	2,95	204	GR
MEA 100 Design grating HONEYCOMB-C 250-0.5 m 15/17 CXL *)****)	Ductile iron	500	206	010152910	3,38	204	GR
MEA 100 Ductile iron WAVE-grating-C 250-0.5 m 19/24 CXL *)****)	Ductile iron	500	546	010152440	3,84	216	GR
MEA 100 Plastic slotted grating-C 250-0.5 m 6/45 CXL, heelguard	Plastic	500	207	010152421	1,07	252	GR
MEA 100 Galv. slotted grating-C 250-1 m 10/85 CXL	Galv. steel	1000	280	010152442	4,40	150	GR
MEA 100 Galv. slotted grating-C 250-0.5 m 10/85 CXL	Galv. steel	500	280	010152444	2,10	150	GR
MEA 100 Galv. mesh grating-C 250-1 m 30/10 CXL	Galv. steel	1000	857	010152328	5,92	150	GR
MEA 100 Galv. mesh grating-C 250-0.5 m 30/10 CXL	Galv. steel	500	857	010152330	2,76	195	GR
MEA 100 perforated grating-Ø 6 mm-C 250-galv.steel-1 m CXL, heelguard	Galv. steel	1000	170	010152928	4,11	100	GR
MEA 100 perforated grating-Ø 6 mm-C 250-galv.steel-0.5 m CXL, heelguard	Galv. steel	500	170	010152930	2,05	100	GR
MEA 100 Stainl. steel slotted grating-C 250-1 m 10/85 CXL *)	Stainl. steel	1000	280	010152446	4,24	150	GR
MEA 100 Stainl. steel slotted grating-C 250-0.5 m 10/85 CXL *)	Stainl. steel	500	280	010152448	2,10	300	GR
MEA 100 Stainl. steel longitudinal bar grating-C 250-1 m 31/7 CXL, heelguard *)	Stainl. steel	1000	590	010152450	4,48	100	GR
MEA 100 Stainl. steel longitudinal bar grating-C 250-0.5 m 31/7 CXL, heelguard *)	Stainl. steel	500	590	010152452	2,86	30	GR
MEA 100 Stainl.steel mesh grating-C 250-1 m 30/10 CXL *)	Stainl. steel	1000	857	010152332	5,17	60	GR
MEA 100 Stainl.steel mesh grating-C 250-0.5 m 30/10 CXL *)	Stainl. steel	500	857	010152334	2,64	150	GR
MEA 100 perforated grating-Ø 6 mm-C 250-stainl.steel-1 m CXL, heelguard *)	Stainl. steel	1000	170	010152932	4,11	100	GR
MEA 100 perforated grating-Ø 6 mm-C 250-stainl.steel-0.5 m CXL, heelguard *)	Stainl. steel	500	170	010152934	2,05	100	GR

MEA 100 channel covers, loading class D 400 with non-bolted CLIPFIX channel cover securement **)

Article	Material	Length (mm)	Inlet sect. area Ø cm ² /m above	EAN-Code	kg/unit	unit/pallet	MG
MEA 100 Ductile iron slotted grating-D 400-0.5 m 11/95 CXL *)***)****)	Ductile iron	500	410	010712677	3,50	256	GR
MEA 100 Ductile iron slotted grating-D 400-0.5 m 5/95 CXL, heelguard *)***)****)	Ductile iron	500	186	010152767	4,18	256	GR
MEA 100 Design grating BAVARIA-D 400-0.5 m 10/21 CXL *)***)****)	Ductile iron	500	292	010713124	3,48	216	GR
MEA 100 Design grating HONEYCOMB-D 400-0.5 m 15/17 CXL *)***)****)	Ductile iron	500	206	010713120	3,42	216	GR
MEA 100 Galv. mesh grating-D 400-1 m 30/10 CXL *)**)	Galv. steel	1000	845	010152335	5,90	100	GR
MEA 100 Galv. mesh grating-D 400-0.5 m 30/10 CXL *)**)	Galv. steel	500	845	010152337	2,90	150	GR
MEA 100 Stainl.steel mesh grating-D 400-1 m 30/10 CXL *)**)	Stainl. steel	1000	845	010152351	5,90	100	GR
MEA 100 Stainl.steel mesh grating-D 400-0.5 m 30/10 CXL *)**)	Stainl. steel	500	845	010152353	2,90	10	GR

> **NOTE** The detailed explanation of the footnotes can be found on page 436.

MEA 100 CLIPFIX CHANNEL COVERS

With non-bolted CLIPFIX channel cover securement, with and without longitudinal shift protection. Suitable for the systems **MEARIN PLUS/ EXPERT 1000, MEAHOME PLUS, MEADRAIN SV/SE/SG 1000** and **MEADRAIN SVF/SEF 1000**. For drainage channel body and silt box, total width of grates 122 mm. Loading classes A 15 to E 600** according to EN 1433.

MEA 100 channel covers, loading class E 600 with non-bolted CLIPFIX channel cover securement **)

Article	Material	Length (mm)	Inlet sect. area Ø cm ² /m above	EAN-Code	kg/unit	unit/pallet	MG
MEA 100 Ductile iron slotted grating-E 600-0.5 m 11/95 CXL ^{*)***)****)}	Ductile iron	500	410	010712671	3,83	216	GR
MEA 100 Ductile iron slotted grating-E 600-0.5 m 5/95 CXL, heelguard ^{*)***)****)}	Ductile iron	500	156	010712970	4,22	216	GR
MEA 100 Ductile iron longitudinal bar grating-E 600-0.5 m 19/7.7 CXL, heelguard ^{20) *)***)****)}	Ductile iron	500	380	010712703	3,56	204	GR
MEA 100 Ductile iron WAVE-grating-E 600-0.5 m 19/24 CXL ^{*)***)****)}	Ductile iron	500	309	010712679	4,50	200	GR
MEA 100 Ductile iron solid cover-E 600-0.5 m CXL ^{*)***)****)}	Ductile iron	500	-	010152558	4,20	1	GR
MEA 100 Galv. slotted grating-E 600-1 m 10/85 CXL ^{**)*)}	Galv. steel	1000	280	010712972	8,70	150	GR
MEA 100 Galv. slotted grating-E 600-0.5 m 10/85 CXL ^{**)*)}	Galv. steel	500	280	010712974	2,20	150	GR
MEA 100 Stainl. steel slotted grating-E 600-1 m 10/85 CXL ^{*)***)}	Stainl. steel	1000	280	010712976	8,70	150	GR
MEA 100 Stainl. steel slotted grating-E 600-0.5 m 10/85 CXL ^{*)***)}	Stainl. steel	500	280	010712978	2,20	300	GR

Grid hook


Article	Material	EAN-Code	kg/unit	unit/pallet	MG
MEADRAIN/MEARIN Grid hook	Galv. steel	010152115	0,23	1	GR

MEA 100 CLIPFIX Anti-theft protection


Article	Material	EAN-Code	kg/unit	unit/pallet	MG
MEA 100 CLIPFIX Anti-theft protection, bolt fixing required, 10 Pack. Cannot be used in the MEARIN PLUS F 1000.0 shallow channel. ²⁴⁾	Plastic, Stainl. steel	010714705	0,60	1	GR

> **NOTE** The detailed explanation of the footnotes can be found on page 436.

MEADRAIN SV/SE/SG 1000 according to DIN EN1433



NOTES



Glass-fibre-reinforced composite/
recycled plastic

Polymer concrete


Concrete

Metal

Rainwater treatment

Door mat

MEADRAIN S 1500 SYSTEM OVERVIEW



- 1- CLIPFIX Grating locking mechanism: Galvanised steel, stainless-steel and ductile iron gratings can be fastened and loosened with a single movement - without bolts, safely and quickly
- 2- The drainage channels are made of high quality polymer concrete
- 3- **MEADRAIN SV 1500** with 4 mm edge protection made of galvanised steel
- 4- **MEADRAIN SE 1500** with 4 mm stainless-steel edge protection
- 5- Lateral ribs guarantee optimum anchoring and a stable positioning in the concrete bed



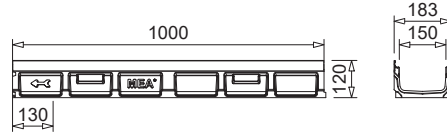

- > Certified compliant with EN 1433
- > Complete system equipped with CLIPFIX grating locking mechanism
- > Matching covers with longitudinal displacement lock



MEADRAIN S DRAINAGE SYSTEM | CW 150

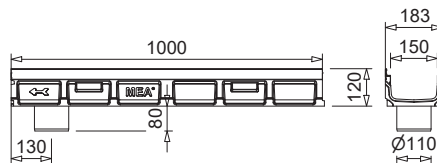

A 15 B 125 C 250 D 400** E 600**

MEADRAIN S 1500 CHANNELS




010155610

MEADRAIN SVF/SEF 1500

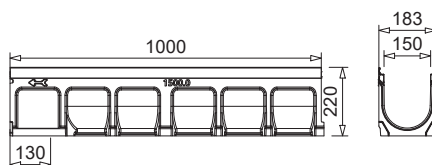


010713372

MEADRAIN SVF/SEF 1500
with outlet connector



MEADRAIN SV 1500 complete channel
incl. ductile iron slotted grating



010713376

MEADRAIN SV/SE 1500

MEADRAIN SVF 1500 SHALLOW POLYMER CONCRETE DRAINAGE CHANNEL WITH 4 MM EDGE PROTECTION MADE OF GALVANISED STEEL, SEALING JOINT ACCORDING TO EN 1433

Clear width of the shallow channel body 150 mm, total width 183 mm. Suitable for all channel covers **MEA 150 CLIPFIX** with longitudinal shift protection and **MEA TSH 150 TOPSLOT**. For the realisation of water level slopes. Loading classes A 15 to E 600** according to EN 1433. Load capacity according to MEA installation instructions.

MEADRAIN SVF 1500 shallow drainage channel body without slope, loading classes up to E 600 **)

Article	Length (mm)	Height (mm)	EAN-Code	kg/unit	unit/pallet	MG
MEADRAIN SVF 1500.0/120 shallow drainage channel body ¹⁾ **)	1000	120	010155610	13,99	28	MD
MEADRAIN SVF 1500.0 A/120 shallow drainage channel body with tight formed-in flanged drain outlet Ø 110 mm ⁸⁾ **)	1000	120	010155612	13,12	20	MD

MEADRAIN SV 1500 POLYMER CONCRETE CHANNEL BODY WITH 4 MM EDGE PROTECTION MADE OF GALVANISED STEEL, SEALING JOINT ACCORDING TO EN 1433

Clear width of the channel body 150 mm. Total width 183 mm. Suitable for drainage channel covers **MEA 150 CLIPFIX** and **TOPSLOTS TSH 150** with longitudinal shift protection. For the realisation of water level slopes, step slopes and linear slopes (0.5%). Loading classes A 15 to E 600** according to EN 1433. Load capacity according to specification, when installed according to the MEA installation instructions.

MEADRAIN SV 1500 Complete channels incl. cover

Article	Length (mm)	Height (mm)	EAN-Code	kg/unit	unit/pallet	MG
MEADRAIN SV 1500 complete drainage channel incl. ductile iron slotted grating-C 250-1 m CX ⁵⁾ *)**)	1000	220	010713303	33,32	16	MD
MEADRAIN SV 1500 complete drainage channel incl. ductile iron slotted grating-D 400-1 m CX ⁵⁾ *)**)	1000	220	010713305	33,32	16	MD

MEADRAIN SV 1500 Drainage channel body without slope, loading classes up to E 600 **)

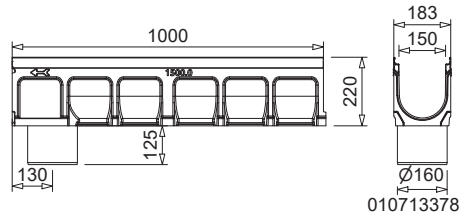
Article	Length (mm)	Height (mm)	EAN-Code	kg/unit	unit/pallet	MG
MEADRAIN SV 1500.0 Drainage channel body ⁵⁾ **)	1000	220	010713300	21,93	16	MD
MEADRAIN SV 1500.0/A Drainage channel with tight formed-in flanged drain outlet Ø 160 mm ⁹⁾ **)	1000	220	010713302	22,13	16	MD
MEADRAIN SV 1500.1 Drainage channel body ⁵⁾ ¹⁴⁾ **)	500	220	010713334	10,28	24	MD
MEADRAIN SV 1510.0 Drainage channel body ⁵⁾ **)	1000	270	010713336	24,32	16	MD
MEADRAIN SV 1510.0/A Drainage channel with tight formed-in flanged drain outlet Ø 160 mm ⁹⁾ **)	1000	270	010713338	25,08	12	MD
MEADRAIN SV 1510.1 Drainage channel body ⁵⁾ ¹⁴⁾ **)	500	270	010713340	13,00	24	MD
MEADRAIN SV 1520.0 Drainage channel body ⁵⁾ *)**)	1000	320	010713342	27,06	12	MD
MEADRAIN SV 1520.0/A Drainage channel with tight formed-in flanged drain outlet Ø 160 mm ⁹⁾ *)**)	1000	320	010713344	28,48	12	MD
MEADRAIN SV 1520.1 Drainage channel body ⁵⁾ ¹⁴⁾ *)**)	500	320	010713346	15,13	24	MD

> **NOTE** The detailed explanation of the footnotes can be found on page 436.

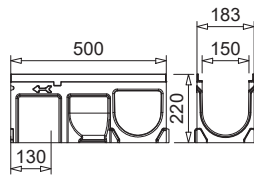
MEADRAIN S DRAINAGE SYSTEM | CW 150

A 15 B 125 C 250 D 400** E 600**

MEADRAIN S 1500 CHANNELS



MEADRAIN SV/SE 1500 + outlet connector



MEADRAIN SG 1500

MEADRAIN SV 1500 POLYMER CONCRETE CHANNEL BODY**WITH 4 MM EDGE PROTECTION MADE OF GALVANISED STEEL, SEALING JOINT ACCORDING TO EN 1433**

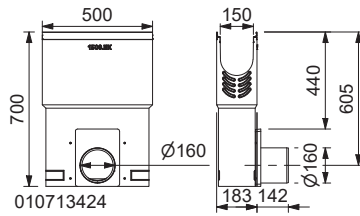
Clear width of the channel body 150 mm. Total width 183 mm. Suitable for drainage channel covers **MEA 150 CLIPFIX** and **TOPSLOT TSH 150** with longitudinal shift protection. For the realisation of water level slopes, step slopes and linear slopes (0.5%). Loading classes A 15 to E 600** according to EN 1433. Load capacity according to specification, when installed according to the MEA installation instructions.

MEADRAIN SV 1500 Drainage channel body with slope (0.5%), loading class up to E 600 **)

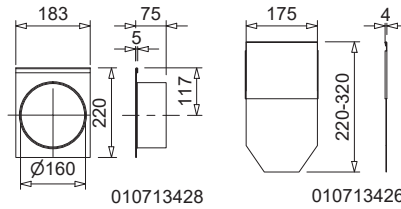

Article	Length (mm)	Height (mm)	Height 2 (mm)	EAN-Code	kg/unit	unit/pallet	MG
MEADRAIN SV 1501 Drainage channel body **)	1000	220	225	010713312	22,26	16	MD
MEADRAIN SV 1502 Drainage channel body **)	1000	225	230	010713314	22,62	16	MD
MEADRAIN SV 1503 Drainage channel body **)	1000	230	235	010713316	22,22	16	MD
MEADRAIN SV 1504 Drainage channel body **)	1000	235	240	010713318	23,22	16	MD
MEADRAIN SV 1505 Drainage channel body **)	1000	240	245	010713320	23,42	16	MD
MEADRAIN SV 1506 Drainage channel body **)	1000	245	250	010713348	23,82	16	MD
MEADRAIN SV 1507 Drainage channel body **)	1000	250	255	010713350	24,12	16	MD
MEADRAIN SV 1508 Drainage channel body **)	1000	255	260	010713352	23,30	16	MD
MEADRAIN SV 1509 Drainage channel body **)	1000	260	265	010713354	23,69	16	MD
MEADRAIN SV 1510 Drainage channel body ⁵⁾ **)	1000	265	270	010713356	23,56	16	MD
MEADRAIN SV 1510/A Drainage channel with tight formed-in flanged drain outlet Ø 160 mm ⁹⁾ **)	1000	265	270	010713368	25,45	12	MD

> **NOTE** The detailed explanation of the footnotes can be found on page 436.

MEADRAIN S 1500 ACCESSORIES



MEADRAIN SV/SE 1500 gully



MEADRAIN SV/SE/SG 1500 end caps

MEADRAIN SV 1500 AND SVF 1500 ACCESSORIES

MEADRAIN SV 1500 Silt box made of polymer concrete incl. plastic sediment bucket **)

Article	Length (mm)	Height (mm)	EAN-Code	kg/unit	unit/pallet	MG
MEADRAIN SV 1500.EK160 silt box with sediment bucket, for \varnothing 160 mm pipe connector, open on both sides for construction heights 220 mm **)	500	700	010713326	37,90	8	MD
MEADRAIN SV 1500.EK200 silt box with sediment bucket, for \varnothing 200 mm pipe connector, open on both sides for construction heights 220 mm **)	500	700	010713324	37,30	8	MD

MEADRAIN SVF 1500 End cap for shallow channel

Article	Material	Height (mm)	EAN-Code	kg/unit	unit/pallet	MG
MEADRAIN SVF 1500.SE End cap for shallow channel start/end	Galv. steel	120	010155614	0,18	1	MD

MEADRAIN SV/SG 1500 End caps

Article	Material	Height (mm)	Height 2 (mm)	EAN-Code	kg/unit	unit/pallet	MG
MEADRAIN SV/SG 1500.SE End cap for channel start/end, fixed height	Galv. steel	220	-	010713596	0,30	1	MD
MEADRAIN SV/SG 1500-20.SE End cap for channel start/ end, height-adjustable	Galv. steel	220	320	010713358	0,50	1	MD
MEADRAIN SV/SG 1500.E End cap with connection piece \varnothing 160 mm for channel end, fixed height	Galv. steel	220	-	010713330	0,97	1	MD
MEADRAIN SV/SG 1510.E End cap with connection piece \varnothing 160 mm for channel end, fixed height	Galv. steel	270	-	010713364	1,13	1	MD
MEADRAIN SV/SG 1520.E End cap with connection piece \varnothing 160 mm for channel end, fixed height *)	Galv. steel	320	-	010713366	0,95	1	MD

Jointing compounds for STANDARD applications ***)

Article	Material	EAN-Code	kg/unit	unit/pallet	MG
SABA MS Floor GREY sealant 600 ml in a bag, stable ***)	MS-polymer-basis	010152708	0,88	1	PG
SABA Primer 9102 for undercoat, 1 liter	Silane-basis	010155803	0,92	1	PG
Joint Cleaner solvent 48, 1 liter, Cleaner for adhesive flanks	-	010155807	0,84	1	PG
Dispensing gun for 600 ml bags	-	010152707	0,63	1	PG

> **NOTE** The detailed explanation of the footnotes can be found on page 436.

MEADRAIN SEF 1500 SHALLOW POLYMER CONCRETE DRAINAGE CHANNEL**WITH 4 MM EDGE PROTECTION MADE OF STAINLESS-STEEL, SEALING JOINT ACCORDING TO EN 1433**

Clear width of the shallow channel body 150 mm, total width 183 mm. Suitable for all channel covers **MEA 150 CLIPFIX** with longitudinal shift protection and **MEA TSH 150 TOPSLOT**. For the realisation of water level slopes. Loading classes A 15 to E 600** according to EN 1433. Load capacity according to MEA installation instructions.

MEADRAIN SEF 1500 Shallow drainage channel body without slope, loading classes up to E 600 **)

Article	Length (mm)	Height (mm)	EAN-Code	kg/unit	unit/pallet	MG
MEADRAIN SEF 1500.0/120 shallow drainage channel body ^{1)*)**)}	1000	120	010713370	12,96	28	MD
MEADRAIN SEF 1500.0 A/120 shallow drainage channel with tight formed-in flanged drain outlet Ø 110 mm ^{8)*)**)}	1000	120	010713372	13,22	28	MD

MEADRAIN SE 1500 POLYMER CONCRETE CHANNEL BODY**WITH 4 MM STAINLESS-STEEL EDGE PROTECTION, SEALING JOINT ACCORDING TO EN 1433**

Clear width of the channel body 150 mm. Total width 183 mm. Suitable for drainage channel covers **MEA 150 CLIPFIX** and **TOPSLOTS TSH 150** with longitudinal shift protection. For the realisation of water level slopes, step slopes and linear slopes (0.5%). Loading classes A 15 to E 600** according to EN 1433. Load capacity according to specification, when installed according to the MEA installation instructions.

MEADRAIN SE 1500 Drainage channel body without slope, loading classes up to E 600 **)

Article	Length (mm)	Height (mm)	EAN-Code	kg/unit	unit/pallet	MG
MEADRAIN SE 1500.0 Drainage channel body ^{5)*)**)}	1000	220	010713376	21,65	16	MD
MEADRAIN SE 1500.0/A Drainage channel with tight formed-in flanged drain outlet Ø 160 mm ^{9)*)**)}	1000	220	010713378	22,13	16	MD
MEADRAIN SE 1500.1 Drainage channel body ^{5) 14)*)**)}	500	220	010713380	10,28	24	MD
MEADRAIN SE 1510.0 Drainage channel body ^{5)*)**)}	1000	270	010713416	24,32	16	MD
MEADRAIN SE 1510.0/A Drainage channel with tight formed-in flanged drain outlet Ø 160 mm ^{9)*)**)}	1000	270	010713418	25,08	28	MD
MEADRAIN SE 1510.1 Drainage channel body ^{5) 14)*)**)}	500	270	010713417	14,44	24	MD
MEADRAIN SE 1520.0 Drainage channel body ^{5)*)**)}	1000	320	010713420	27,06	12	MD
MEADRAIN SE 1520.0/A Drainage channel with tight formed-in flanged drain outlet Ø 160 mm ^{9)*)**)}	1000	320	010713422	28,48	28	MD
MEADRAIN SE 1520.1 Drainage channel body ^{5) 14)*)**)}	500	320	010713421	14,81	1	MD

MEADRAIN SE 1500 Drainage channel body with slope 0.5%, loading classes up to E 600 **)

Article	Length (mm)	Height (mm)	Height 2 (mm)	EAN-Code	kg/unit	unit/pallet	MG
MEADRAIN SE 1501 Drainage channel body ^{*)**)}	1000	220	225	010713382	22,26	16	MD
MEADRAIN SE 1502 Drainage channel body ^{*)**)}	1000	225	230	010713384	22,62	16	MD
MEADRAIN SE 1503 Drainage channel body ^{*)**)}	1000	230	235	010713386	22,22	16	MD
MEADRAIN SE 1504 Drainage channel body ^{*)**)}	1000	235	240	010713388	23,22	16	MD
MEADRAIN SE 1505 Drainage channel body ^{*)**)}	1000	240	245	010713390	23,42	16	MD
MEADRAIN SE 1506 Drainage channel body ^{*)**)}	1000	245	250	010713392	23,82	16	MD
MEADRAIN SE 1507 Drainage channel body ^{*)**)}	1000	250	255	010713394	24,12	16	MD
MEADRAIN SE 1508 Drainage channel body ^{*)**)}	1000	255	260	010713396	23,51	16	MD
MEADRAIN SE 1509 Drainage channel body ^{*)**)}	1000	260	265	010713398	23,69	16	MD
MEADRAIN SE 1510 Drainage channel body ^{5)*)**)}	1000	265	270	010713412	23,56	16	MD
MEADRAIN SE 1510/A Drainage channel with tight formed-in flanged drain outlet Ø 160 mm ^{9)*)**)}	1000	265	270	010713413	25,55	12	MD

> **NOTE** The detailed explanation of the footnotes can be found on page 436.

MEADRAIN SE 1500 AND SEF 1500 ACCESSORIES

MEADRAIN SE 1500 Silt box incl. plastic sediment bucket **)

Article	Length (mm)	Height (mm)	EAN-Code	kg/unit	unit/pallet	MG
MEADRAIN SE 1500.EK160 silt box with sediment bucket, for pipe connection Ø 160 mm, open on both sides for construction heights 220 mm *)**)	500	690	010713424	37,90	8	MD
MEADRAIN SE 1500.EK200 silt box incl. sediment bucket, for pipe connection Ø 200 mm, open on both sides for constructive height 220 mm *)**)	500	700	010713425	37,30	8	MD

MEADRAIN SEF 1500 End cap for shallow channel

Article	Material	Height (mm)	EAN-Code	kg/unit	unit/pallet	MG
MEADRAIN SEF 1500.SE End cap for shallow channel for the beginning and end of channels *)	Stainl. steel	120	010713374	0,18	1	MD

MEADRAIN SE 1500 End caps

Article	Material	Height (mm)	EAN-Code	kg/unit	unit/pallet	MG
MEADRAIN SE 1500-20.SE End cap for start/end of channel, height-adjustable *)	Stainl. steel	220	010713426	0,50	1	MD
MEADRAIN SE 1500.E End cap with connection piece Ø 160 mm, for channel end, fixed height *)	Stainl. steel	200	010713428	0,93	1	MD
MEADRAIN SE 1510.E End cap with connection piece Ø 160 mm, for channel end, fixed height *)	Stainl. steel	270	010713430	0,85	1	MD
MEADRAIN SE 1520.E End cap with connection piece Ø 160 mm, for channel end, fixed height *)	Stainl. steel	320	010713432	0,95	1	MD

Jointing compounds for STANDARD applications ***)

Article	Material	EAN-Code	kg/unit	unit/pallet	MG
SABA MS Floor GREY sealant 600 ml in a bag, stable ***)	MS-polymer-basis	010152708	0,88	1	PG
SABA Primer 9102 for undercoat, 1 liter	Silane-basis	010155803	0,92	1	PG
Joint Cleaner solvent 48, 1 liter, Cleaner for adhesive flanks	-	010155807	0,84	1	PG
Dispensing gun for 600 ml bags	-	010152707	0,63	1	PG

> **NOTE** The detailed explanation of the footnotes can be found on page 436.

MEADRAIN SG 1500 POLYMER CONCRETE CHANNEL BODY**WITH 4 MM EDGE PROTECTION MADE OF CAST IRON, SEALING JOINT ACCORDING TO EN 1433**

Clear width of the channel body 150 mm. Total width 183 mm. Suitable for all drainage channel covers **MEA 150 CLIPFIX** and **TOPSLOTS TSH 150** with longitudinal shift protection. For the realisation of water level slopes, step slopes and linear slopes (0.5%). Loading classes A 15 to E 600** according to EN 1433. Load capacity according to specification when installed according to the MEA installation instructions.

MEADRAIN SG 1500 Drainage channel body without slope, loading classes up to E 600 **)

Article	Length (mm)	Height (mm)	EAN-Code	kg/unit	unit/pallet	MG
MEADRAIN SG 1500.0 Drainage channel body ^{5) 14) **)}	1000	220	010713678	23,27	16	MD
MEADRAIN SG 1500.0/A Drainage channel with tight formed-in flanged drain outlet Ø 160 mm ^{9) *) **)}	1000	220	010713680	22,60	16	MD
MEADRAIN SG 1500.1 Drainage channel body ^{5) 14) **)}	500	220	010713682	11,19	24	MD
MEADRAIN SG 1510.0 Drainage channel body ^{5) *) **)}	1000	270	010713684	25,30	16	MD
MEADRAIN SG 1510.0/A Drainage channel with tight formed-in flanged drain outlet Ø 160 mm ^{9) *) **)}	1000	270	010713686	25,80	12	MD
MEADRAIN SG 1510.1 Drainage channel body ^{5) 14) *) **)}	500	270	010713688	14,07	24	MD
MEADRAIN SG 1520.0 Drainage channel body ^{5) *) **)}	1000	320	010713690	28,15	12	MD
MEADRAIN SG 1520.0/A Drainage channel with tight formed-in flanged drain outlet Ø 160 mm ^{9) *) **)}	1000	320	010713692	29,20	12	MD
MEADRAIN SG 1520.1 Drainage channel body ^{5) 14) *) **)}	500	320	010713694	11,90	24	MD

MEADRAIN SG 1500 Drainage channel body with 0.5% slope, loading classes up to E 600 **)

Article	Length (mm)	Height (mm)	Height 2 (mm)	EAN-Code	kg/unit	unit/pallet	MG
MEADRAIN SG 1501 Drainage channel body ^{*) **)}	1000	220	225	010713696	22,50	16	MD
MEADRAIN SG 1502 Drainage channel body ^{*) **)}	1000	225	230	010713698	22,37	16	MD
MEADRAIN SG 1503 Drainage channel body ^{*) **)}	1000	230	235	010713700	23,20	16	MD
MEADRAIN SG 1504 Drainage channel body ^{*) **)}	1000	235	240	010713702	23,36	16	MD
MEADRAIN SG 1505 Drainage channel body ^{*) **)}	1000	240	245	010713704	24,04	16	MD
MEADRAIN SG 1506 Drainage channel body ^{*) **)}	1000	245	250	010713706	24,20	16	MD
MEADRAIN SG 1507 Drainage channel body ^{*) **)}	1000	250	255	010713708	24,17	16	MD
MEADRAIN SG 1508 Drainage channel body ^{*) **)}	1000	255	260	010713710	24,43	16	MD
MEADRAIN SG 1509 Drainage channel body ^{*) **)}	1000	260	265	010713712	24,18	16	MD
MEADRAIN SG 1510 Drainage channel body ^{5) *) **)}	1000	265	270	010713714	24,65	32	MD
MEADRAIN SG 1510/A Drainage channel with tight formed-in flanged drain outlet Ø 160 mm ^{9) *) **)}	1000	265	270	010713716	25,70	12	MD

> **NOTE** The detailed explanation of the footnotes can be found on page 436.

MEADRAIN SG 1500 ACCESSORIES

MEADRAIN SG Silt box with sediment bucket **)

Article	Length (mm)	Height (mm)	EAN-Code	kg/unit	unit/pallet	MG
MEADRAIN SG 1500.EK160 silt box with sediment bucket for for pipe connection Ø 160 mm *)**)	500	690	010713718	37,90	8	MD
MEADRAIN SG 1500.EK200 silt box incl. sediment bucket, for pipe connection Ø 200 mm *)**)	500	700	010713719	37,90	8	MD

MEADRAIN SV/SG 1500 End caps

Article	Material	Height (mm)	Height 2 (mm)	EAN-Code	kg/unit	unit/pallet	MG
MEADRAIN SV/SG 1500.SE End cap for channel start/end, fixed height	Galv. steel	220	-	010713596	0,30	1	MD
MEADRAIN SV/SG 1500-20.SE End cap for channel start/ end, height-adjustable	Galv. steel	220	320	010713358	0,50	1	MD
MEADRAIN SV/SG 1500.E End cap with connection piece Ø 160 mm for channel end, fixed height	Galv. steel	220	-	010713330	0,97	1	MD
MEADRAIN SV/SG 1510.E End cap with connection piece Ø 160 mm for channel end, fixed height	Galv. steel	270	-	010713364	1,13	1	MD
MEADRAIN SV/SG 1520.E End cap with connection piece Ø 160 mm for channel end, fixed height *)	Galv. steel	320	-	010713366	0,95	1	MD

Jointing compounds for STANDARD applications ***)

Article	Material	EAN-Code	kg/unit	unit/pallet	MG
SABA MS Floor GREY sealant 600 ml in a bag, stable ***)	MS-polymer-basis	010152708	0,88	1	PG
SABA Primer 9102 for undercoat, 1 liter	Silane-basis	010155803	0,92	1	PG
Joint Cleaner solvent 48, 1 liter, Cleaner for adhesive flanks	-	010155807	0,84	1	PG
Dispensing gun for 600 ml bags	-	010152707	0,63	1	PG

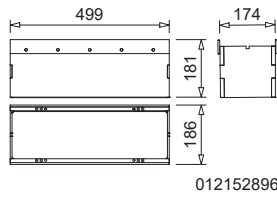
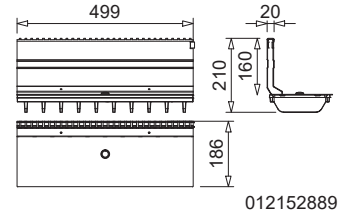
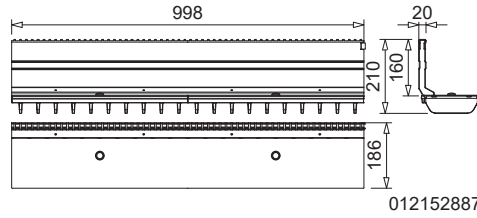
> **NOTE** The detailed explanation of the footnotes can be found on page 436.

MEADRAIN S DRAINAGE SYSTEM | CW 150


A 15 B 125 C 250 D 400** E 600**




MEA TSH 150 TOPSLOT, lateral with inspection element



MEA 150 CLIPFIX CHANNEL COVERS




Mesh grating 30/10



Ductile iron slotted grating



Longitudinal bar grating



Ductile Iron WAVE



NEW MEA PRIME channel cover



Design grating HONEYCOMB



Design grating BAVARIA



NEW Plastic longitudinal bar grating

MEA TSH 150 TOPSLOT

MEA TSH 150 TOPSLOT suitable for channel systems **MEARIN PLUS/EXPERT 1500**, **MEADRAIN EN 1500**, **MEADRAIN SV/SE/SG 1500** and **MEADRAIN SVF/SEF 1500**. Covers all ranges of applications. Loading classes A 15 to E 600** according to EN 1433. Load capacity according to MEA installation instructions.

MEA TSH 150 TOPSLOT lateral, neck height 160 mm, loading class E 600 **)

Article	Material	Length (mm)	Inl. sect. area Ø cm ² /m above	EAN-Code	kg/unit	unit/pallet	MG
MEA TSH 150.0 / 160 TOPSLOT-E 600-Galv.steel-1 m-lateral incl. 2 ductile iron grates **)	Galv. steel, Ductile iron	1000	96	012152887	17,60	1	GR
MEA TSH 150.1 / 160 TOPSLOT-E 600-Galv.steel-0.5 m-lateral incl. ductile iron grating **)	Galv. steel, Ductile iron	500	96	012152889	8,80	1	GR
MEA TSH 150.R / 160 Inspection element upper part-E 600-Galv.steel-0.5 m, additional grating necessary **)	Galv. steel	500	-	012152899	19,20	10	GR
MEA TSH 150.0 / 160 TOPSLOT-E 600-Stainl.steel-1 m-lateral incl. 2 ductile iron grates **)	Stainl. steel, Ductile iron	1000	96	012152891	17,60	1	GR
MEA TSH 150.1 / 160 TOPSLOT-E 600-Stainl.steel-0.5 m-lateral incl. ductile iron grating **)	Stainl. steel, Ductile iron	500	96	012152893	8,80	1	GR
MEA TSH 150.R / 160 Inspection element upper part-E 600-Stainl.steel-0.5 m **)	Stainl. steel	500	-	012152896	19,20	1	GR

MEA TSH 150 TOPSLOT ACCESSORIES

MEA TSH TOPSLOT end caps

Article	Material	Height (mm)	EAN-Code	kg/unit	unit/pallet	MG
MEA TSH.SE End cap made of galvanised steel	Galv. steel	156	012159030	0,03	1	GR
MEA TSH.SE End cap made of stainless-steel *)	Stainl. steel	156	012159031	0,03	1	GR

MEA TSH TOPSLOT accessories

Article	Material	EAN-Code	kg/unit	unit/pallet	MG
MEA TSH Construction cover-S, 1 m for TOPSLOT *)	Galv. steel	010159893	0,29	1	GR
MEA TSH Construction cover-R, 0.5 m for revision attachment *)	Galv. steel	010159895	0,16	1	GR
MEA TSH plastic caps for Inspection element upper part-thread for replacement delivery	PP	010152866	0,01	1	GR
MEA TSH quick connector for grating for replacement delivery	PP	010152900	0,01	1	GR
MEA TSH assembly tool- 2 items necessary	Galv. steel	010152858	0,19	1	GR

MEA 150 CHANNEL COVERS FOR MEA TSH 150 INSPECTION ELEMENTS

Exclusively for **MEA TSH 150 inspection top piece**, boltable, total width of the gratings 172 mm. Loading classes A 15 to E 600** according to EN 1433.

MEA EN 150 Cover for MEA TSH 150 inspection element upper part, 4-fold boltable, loading classes up to F 900 **)

Article	Material	Length (mm)	Inl. sect. area Ø cm ² /m above	EAN-Code	kg/unit	unit/pallet	MG
MEA 150 Ductile iron slotted grating-D 400-0.5 m 12/154 bolt fixing required **)	Ductile iron	500	630	010151173	6,20	130	MD
MEA 150 Ductile iron slotted grating-F 900-0.5 m 12/147 bolt fixing required **)	Ductile iron	500	523	010151169	8,00	120	MD
MEA TSH 150/200/300 Grating locking bolt with washer for inspection element, 4 pieces/grating will be needed *)	Stainl. steel	-	-	010153104	0,02	1	GR

> **NOTE** The detailed explanation of the footnotes can be found on page 436.

MEA 150 CLIPFIX CHANNEL COVERS

With non-bolted CLIPFIX channel cover securement, with longitudinal shift protection. Suitable for the systems **MEARIN PLUS/EXPERT 1500**, **MEADRAIN SV/SE/SG 1500** and **MEADRAIN SVF/SEF 1500**. For drainage channel body and silt box, total width of the grates 172 mm. Loading classes B 125 to E 600** according to EN 1433.

MEA 150 channel covers, loading class B 125 with non-bolted CLIPFIX channel cover securement

Article	Material	Length (mm)	Inl. sect. area Ø cm ² /m above	EAN-Code	kg/unit	unit/pallet	MG
MEA 150 Ductile iron slotted grating-B 125-0.5 m 12/147 CXL *)****)	Ductile iron	500	304	010712837	4,05	168	GR
NEW MEA 150 Plastic longitudinal bar grating-B 125-0.5 m 18/7 heelguard	Plastic	500	302,4	010152574	2,20	1	GR
MEA 150 Galv. longitudinal bar grating-B 125-1 m 31/7 CXL, heelguard	Galv. steel	1000	834	010730814	5,70	204	GR
MEA 150 Galv. longitudinal bar grating-B 125-0.5 m 31/7 CXL, heelguard	Galv. steel	500	834	010730816	3,01	204	GR
MEA 150 Galv. mesh grating-B 125-1 m 30/10 CXL	Galv. steel	1000	1338	010712834	4,71	100	GR
MEA 150 Galv. mesh grating-B 125-0.5 m 30/10 CXL	Galv. steel	500	1338	010712836	2,43	1	GR
MEA 150 Stainl. steel longitudinal bar grating-B 125-1 m 31/7 CXL, heelguard *)	Stainl. steel	1000	834	010730818	5,98	204	GR
MEA 150 Stainl. steel longitudinal bar grating-B 125-0.5 m 31/7 CXL, heelguard *)	Stainl. steel	500	834	010730820	3,03	204	GR
NEW MEA 150 Stainl. steel (AISI 304) PRIME grating-B 125-1 m 30/5 CXL, heelguard *)	Stainl. steel	1000	644	010730821	5,80	1	GR
MEA 150 Stainl. steel mesh grating-B 125-1 m 30/10 CXL *)	Stainl. steel	1000	1338	010152336	5,00	204	GR
MEA 150 Stainl. steel mesh grating-B 125-0.5 m 30/10 CXL *)	Stainl. steel	500	1338	010152338	2,50	100	GR

MEA 150 channel covers, loading class C 250 with non-bolted CLIPFIX channel cover securement

Article	Material	Length (mm)	Inl. sect. area Ø cm ² /m above	EAN-Code	kg/unit	unit/pallet	MG
MEA 150 Ductile iron slotted grating-C 250-0.5 m 12/147 CXL *)****)	Ductile iron	500	610	010712838	5,39	180	GR
MEA 150 Design grating BAVARIA-C 250-0.5 m 10/21 CXL *)****)	Ductile iron	500	445	010713280	4,98	104	GR
MEA 150 Design grating HONEYCOMB-C 250-0.5 m 15/17 CXL *)****)	Ductile iron	500	336	010713128	5,10	216	GR
MEA 150 Galv. mesh grating-C 250-1 m 30/10 CXL *)	Galv. steel	1000	1338	010152340	8,46	80	GR
MEA 150 Galv. mesh grating-C 250-0.5 m 30/10 CXL *)	Galv. steel	500	1338	010152342	4,16	20	GR
MEA 150 Stainl. steel mesh grating-C 250-1 m 30/10 CXL *)	Stainl. steel	1000	1338	010152344	8,25	204	GR
MEA 150 Stainl. steel mesh grating-C 250-0.5 m 30/10 CXL *)	Stainl. steel	500	1338	010152346	4,20	204	GR

> **NOTE** The detailed explanation of the footnotes can be found on page 436.

MEA 150 CLIPFIX CHANNEL COVERS

With non-bolted CLIPFIX channel cover securement, with longitudinal shift protection. Suitable for the systems **MEARIN PLUS/EXPERT 1500**, **MEADRAIN SV/SE/SG 1500** and **MEADRAIN SVF/SEF 1500**. For drainage channel body and silt box, total width of the grates 172 mm. Loading classes B 125 to E 600** according to EN 1433.

MEA 150 channel covers, loading class D 400 with non-bolted CLIPFIX channel cover securement **)

Article	Material	Length (mm)	Inl. sect. area Ø cm ² /m above	EAN-Code	kg/unit	unit/pallet	MG
MEA 150 Ductile iron slotted grating-D 400-0.5 m 12/147 CXL *)***)****)	Ductile iron	500	610	010712840	6,25	140	GR
MEA 150 Design grating BAVARIA-D 400-0.5 m 10/21 CXL *)***)****)	Ductile iron	500	445	010713288	5,93	104	GR
MEA 150 Design grating HONEYCOMB-D 400-0.5 m 15/17 CXL *)***)****)	Ductile iron	500	336	010713284	5,98	104	GR
MEA 150 Galv. mesh grating-D 400-1 m 30/10 CXL *)**)	Galv. steel	1000	1338	010152345	10,00	150	GR
MEA 150 Galv. mesh grating-D 400-0.5 m 30/10 CXL *)**)	Galv. steel	500	1338	010152347	5,00	100	GR
MEA 150 Stainl. steel mesh grating-D 400-1 m 30/10 CXL *)**)	Stainl. steel	1000	1338	010152361	10,00	204	GR
MEA 150 Stainl. steel mesh grating-D 400-0.5 m 30/10 CXL *)**)	Stainl. steel	500	1338	010152363	5,00	204	GR

MEA 150 channel covers, loading class E 600 with non-bolted CLIPFIX channel cover securement **)

Article	Material	Length (mm)	Inl. sect. area Ø cm ² /m above	EAN-Code	kg/unit	unit/pallet	MG
MEA 150 Ductile iron slotted grating-E 600-0.5 m 18/147 CXL *)***)****)	Ductile iron	500	830	010712866	6,95	120	GR
MEA 150 Ductile iron WAVE grating-E 600-0.5 m 21/24 CXL *)***)****)	Ductile iron	500	405	010712841	9,40	104	GR

Grid hook

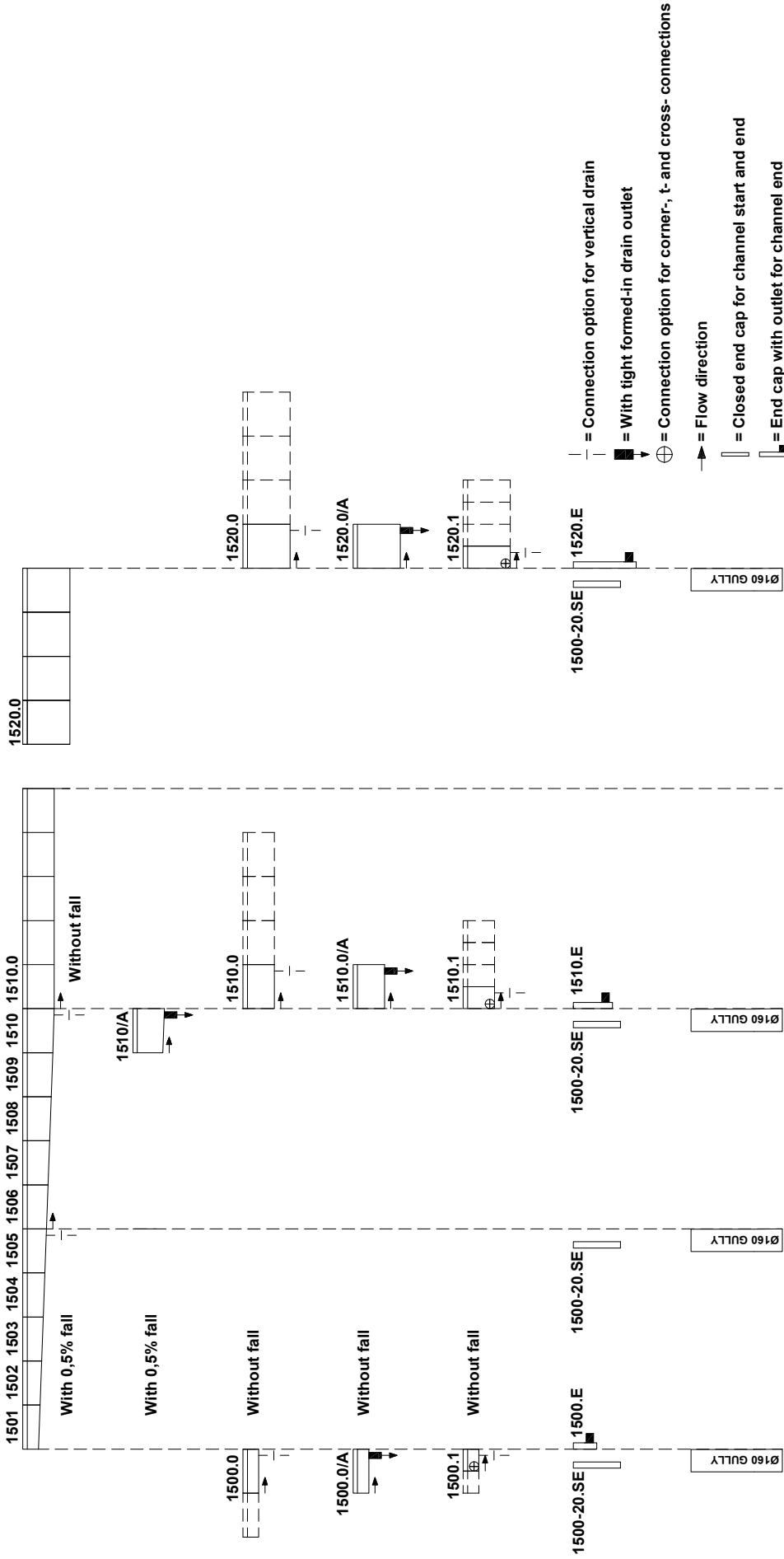
Article	Material	EAN-Code	kg/unit	unit/pallet	MG
MEADRAIN/MEARIN Grid hook	Galv. steel	010152115	0,23	1	GR

MEA 150 CLIPFIX Anti-theft protection


Article	Material	EAN-Code	kg/unit	unit/pallet	MG
MEA 150 CLIPFIX Anti-theft protection, bolt fixing required, 10 Pack ²⁴⁾	Plastic, Stainl. steel	010714707	1,20	1	GR

> **NOTE** The detailed explanation of the footnotes can be found on page 436.

MEADRAIN SV/SE/SG 1500 according to DIN EN1433



NOTES



Glass-fibre-reinforced composite/
recycled plastic

Polymer concrete


Concrete

Metal


Rainwater treatment

Door mat

MEADRAIN S 2000 SYSTEM OVERVIEW



- 1- CLIPFIX Grating locking mechanism: Galvanised steel, stainless-steel and ductile iron gratings can be fastened and loosened with a single movement- without bolts, safely and quickly
- 2- The drainage channels are made of high quality polymer concrete
- 3- **MEADRAIN SV 2000** with 4 mm edge protection made of galvanised steel
- 4- **MEADRAIN SE 2000** with 4 mm stainless-steel edge protection
- 5- Lateral ribs guarantee optimum anchoring and a stable positioning in the concrete bed

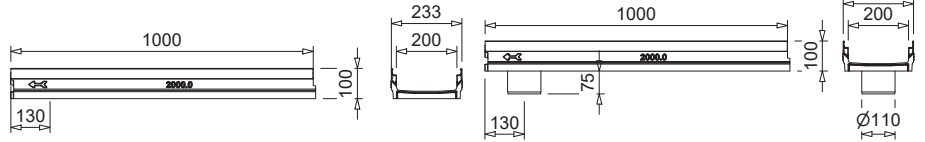




- > Certified compliant with EN 1433
- > Complete system equipped with CLIPFIX grating locking mechanism
- > Matching covers with longitudinal displacement lock



MEADRAIN S 2000 CHANNELS



010713434

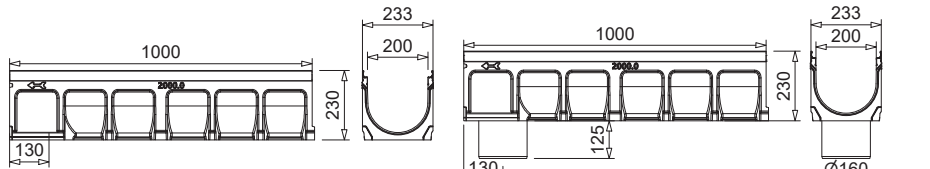
010713438

MEADRAIN SVF/SEF 2000 shallow channel

MEADRAIN SVF/SEF 2000 shallow channel with drain outlet



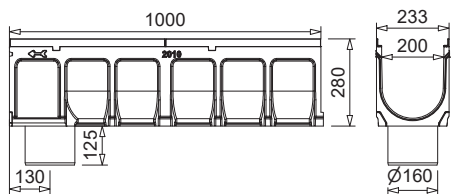
MEADRAIN SV 2000 NA + ductile iron slotted grating



010714250

010714252

MEADRAIN SV/SE 2000 NA drainage channel with outlet connector



010714418

MEADRAIN SG 2000 NA drainage channel

MEADRAIN SVF 2000 SHALLOW POLYMER CONCRETE DRAINAGE CHANNEL WITH 4 MM EDGE PROTECTION MADE OF GALVANISED STEEL, SEALING JOINT ACCORDING TO EN 1433

Clear width of the shallow channel body 200 mm, total width 233 mm. Suitable for all channel covers **MEA 200 CLIPFIX** with longitudinal shift protection and **MEA TSH 200 TOPSLOT**. For the realisation of water level slopes. Loading classes A 15 to E 600** according to EN 1433. Load capacity according to MEA installation instructions.

MEADRAIN SVF 2000 shallow drainage channel body without slope, loading classes up to E 600 **)

Article	Length (mm)	Height (mm)	EAN-Code	kg/unit	unit/pallet	MG
MEADRAIN SVF 2000.0/100 shallow drainage channel body ^{1)**})	1000	100	010713434	19,21	24	MD
MEADRAIN SVF 2000.0 A/100 shallow drainage channel with tight formed-in flanged drain outlet Ø 110 mm ^{8)**})	1000	100	010713438	18,78	15	MD
MEADRAIN SVF 2000.1/100 shallow drainage channel body ^{1)**})	500	100	010713436	8,70	48	MD

MEADRAIN SV 2000 NA POLYMER CONCRETE CHANNEL BODY WITH 4 MM EDGE PROTECTION MADE OF GALVANISED STEEL, SEALING JOINT ACCORDING TO EN 1433

Clear width of the channel body 200 mm. Total width 233 mm. Suitable for drainage channel covers **MEA 200 CLIPFIX** and **TOPSLOT TSH 200** with longitudinal shift protection. For the realisation of water level slopes, step slopes and linear slopes (0.5%). Loading classes A 15 to E 600** according to EN 1433. Load capacity according to specification, when installed according to the MEA installation instructions.

MEADRAIN SV 2000 Complete channels incl. cover

Article	Length (mm)	Height (mm)	EAN-Code	kg/unit	unit/pallet	MG
MEADRAIN SV 2000.0 NA Complete drainage channel incl. MEA 200 ductile iron slotted grating-C 250-1 m ^{*)}	1000	230	010714727	39,72	9	MD
MEADRAIN SV 2000.0 NA Complete drainage channel incl. MEA 200 ductile iron slotted grating-D-1 m ^{*)}	1000	230	010714729	42,32	9	MD
MEADRAIN SV 2010.0 NA Complete drainage channel incl. MEA 200 ductile iron slotted grating-C 250-1 m ^{*)}	1000	280	010714255	44,10	9	MD
MEADRAIN SV 2010.0 NA Complete drainage channel incl. MEA 200 ductile iron slotted grating-D-1 m ^{*)}	1000	280	010714257	46,70	9	MD

> **NOTE** The detailed explanation of the footnotes can be found on page 436.

MEADRAIN SV 2000 NA POLYMER CONCRETE CHANNEL BODY WITH 4 MM EDGE PROTECTION MADE OF GALVANISED STEEL, SEALING JOINT ACCORDING TO EN 1433

Clear width of the channel body 200 mm. Total width 233 mm. Suitable for drainage channel covers **MEA 200 CLIPFIX** and **TOPSLOT TSH 200** with longitudinal shift protection. For the realisation of water level slopes, step slopes and linear slopes (0.5%). Loading classes A 15 to E 600** according to EN 1433. Load capacity according to specification, when installed according to the MEA installation instructions.

MEADRAIN SV 2000 NA Drainage channel body without slope, loading classes up to E 600 **)

Article	Length (mm)	Height (mm)	EAN-Code	kg/unit	unit/pallet	MG
MEADRAIN SV 2000.0 NA Drainage channel body ^{5) 14) **)}	1000	230	010714250	27,32	9	MD
MEADRAIN SV 2000.0/A NA Drainage channel with tight formed-in flanged drain outlet Ø 160 mm ^{9) **)}	1000	230	010714252	27,52	9	MD
MEADRAIN SV 2000.1 NA Drainage channel body ^{5) 14) **)}	500	230	010714254	13,88	18	MD
MEADRAIN SV 2010.0 NA Drainage channel body ^{5) **)}	1000	280	010714256	31,64	9	MD
MEADRAIN SV 2010.0/A NA Drainage channel with tight formed-in flanged drain outlet Ø 160 mm ^{9) **)}	1000	280	010714258	31,35	9	MD
MEADRAIN SV 2010.1 NA Drainage channel body ^{5) 14) **)}	500	280	010714260	14,71	18	MD
MEADRAIN SV 2020.0 NA Drainage channel body ^{5) **)}	1000	330	010714262	36,51	15	MD
MEADRAIN SV 2020.0/A NA Drainage channel with tight formed-in flanged drain outlet Ø 160 mm ^{9) **)}	1000	330	010714264	31,35	9	MD
MEADRAIN SV 2020.1 NA Drainage channel body ^{5) 14) **)}	500	330	010714266	16,21	18	MD
MEADRAIN SV 2030.0 NA Drainage channel body ^{5) **)}	1000	380	010714268	38,56	9	MD
MEADRAIN SV 2030.0/A NA Drainage channel with tight formed-in flanged drain outlet Ø 160 mm ^{9) **)}	1000	380	010714270	39,46	9	MD
MEADRAIN SV 2030.1 NA Drainage channel body ^{5) 14) **)}	500	380	010714272	18,11	12	MD

> **NOTE** The detailed explanation of the footnotes can be found on page 436.

MEADRAIN SV 2000 NA POLYMER CONCRETE CHANNEL BODY WITH 4 MM EDGE PROTECTION MADE OF GALVANISED STEEL, SEALING JOINT ACCORDING TO EN 1433

Clear width of the channel body 200 mm. Total width 233 mm. Suitable for drainage channel covers **MEA 200 CLIPFIX** and **TOPSLOT TSH 200** with longitudinal shift protection. For the realisation of water level slopes, step slopes and linear slopes (0.5%). Loading classes A 15 to E 600** according to EN 1433. Load capacity according to specification, when installed according to the MEA installation instructions.

MEADRAIN SV 2000 NA Drainage channel body with 0.5% slope, loading classes up to E 600 **)

Article	Length (mm)	Height (mm)	Height 2 (mm)	EAN-Code	kg/unit	unit/pallet	MG
MEADRAIN SV 2001 NA Drainage channel body **)	1000	230	235	010714274	27,93	9	MD
MEADRAIN SV 2002 NA Drainage channel body **)	1000	235	240	010714276	27,90	9	MD
MEADRAIN SV 2003 NA Drainage channel body **)	1000	240	245	010714278	28,30	9	MD
MEADRAIN SV 2004 NA Drainage channel body **)	1000	245	250	010714280	28,66	9	MD
MEADRAIN SV 2005 NA Drainage channel body **)	1000	250	255	010714282	29,06	9	MD
MEADRAIN SV 2006 NA Drainage channel body **)	1000	255	260	010714284	29,46	9	MD
MEADRAIN SV 2007 NA Drainage channel body **)	1000	260	265	010714286	29,69	9	MD
MEADRAIN SV 2008 NA Drainage channel body **)	1000	265	270	010714288	31,51	9	MD
MEADRAIN SV 2009 NA Drainage channel body **)	1000	270	275	010714290	30,33	9	MD
MEADRAIN SV 2010 NA Drainage channel body ⁵⁾ **)	1000	275	280	010714292	30,92	9	MD
MEADRAIN SV 2010/A NA Drainage channel with tight formed-in flanged drain outlet Ø 160 mm ⁹⁾ **)	1000	275	280	010714294	38,65	9	MD
MEADRAIN SV 2011 NA Drainage channel body **)	1000	280	285	010714296	31,13	9	MD
MEADRAIN SV 2012 NA Drainage channel body **)	1000	285	290	010714298	31,63	9	MD
MEADRAIN SV 2013 NA Drainage channel body **)	1000	290	295	010714300	31,63	9	MD
MEADRAIN SV 2014 NA Drainage channel body **)	1000	295	300	010714302	31,70	9	MD
MEADRAIN SV 2015 NA Drainage channel body **)	1000	300	305	010714304	32,65	9	MD
MEADRAIN SV 2016 NA Drainage channel body **)	1000	305	310	010714306	33,09	9	MD
MEADRAIN SV 2017 NA Drainage channel body **)	1000	310	315	010714308	33,11	9	MD
MEADRAIN SV 2018 NA Drainage channel body **)	1000	315	320	010714310	33,24	9	MD
MEADRAIN SV 2019 NA Drainage channel body **)	1000	320	325	010714312	34,49	9	MD
MEADRAIN SV 2020 NA Drainage channel body ⁵⁾ **)	1000	325	330	010714314	34,71	9	MD
MEADRAIN SV 2020/A NA Drainage channel with tight formed-in flanged drain outlet Ø 160 mm ⁹⁾ **)	1000	325	330	010714316	35,20	9	MD

Polymer concrete

Concrete

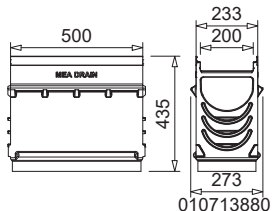
Metal

Rainwater treatment

Door mat

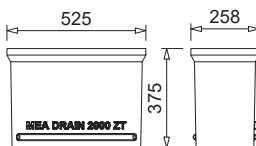
> **NOTE** The detailed explanation of the footnotes can be found on page 436.

MEADRAIN S 2000 ACCESSORIES



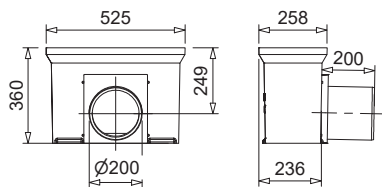
010713880

MEADRAIN SV 2000.SK-OT NA



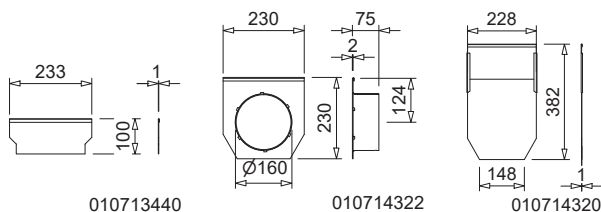

010154708

MEADRAIN 2000 SK-ZT



010713883

MEADRAIN 2000 SK-UT short



010713440

010714322

010714320

MEADRAIN SV/SG 2000 NA end caps for start/end and with connector

MEADRAIN SV 2000 NA AND SVF 2000 ACCESSORIES

MEADRAIN SV 2000 Gully **)

Article	Length (mm)	Height (mm)	EAN-Code	kg/unit	unit/pallet	MG
MEADRAIN SV 2000.SK-OT NA Gully upper part **)	500	435	010713880	25,42	8	MD
MEADRAIN 2000 SK-ZT Gully intermediate part made of polymer concrete for a height extension	525	375	010154708	25,20	12	MD
MEADRAIN 2000 SK-UT-KURZ/A short Gully lower part, with integrated drain outlet Ø 160 mm	525	360	010713882	23,69	4	MD
MEADRAIN 2000 SK-UT-KURZ/A short Gully lower part, with integrated drain outlet Ø 200 mm	525	360	010713883	23,70	4	MD
MEA 150/200 sediment bucket plastic *)	-	-	010710153	3,10	1	MD

MEADRAIN SVF 2000 End cap for shallow channel

Article	Material	Height (mm)	EAN-Code	kg/unit	unit/pallet	MG
MEADRAIN SVF 2000.SE end cap closed for shallow channel for channel start/ end	Galv. steel	100	010713440	0,20	1	MD

MEADRAIN SV/SG 2000 NA End caps

Article	Material	Height (mm)	Height 2 (mm)	EAN-Code	kg/unit	unit/pallet	MG
MEADRAIN SV/SG 2000.SE NA End cap for channel start/end, fixed height	Galv. steel	230	-	010713598	0,40	1	MD
MEADRAIN SV/SG 2000-10.SE NA End cap for channel start/ end, height-adjustable	Galv. steel	230	330	010714318	0,77	1	MD
MEADRAIN SV/SG 2010-30.SE NA End cap for channel start/ end, height-adjustable	Galv. steel	280	380	010714320	0,77	1	MD
MEADRAIN SV/SG 2000.E NA End cap with connector Ø 160 mm, for channel end, fixed height	Galv. steel	230	-	010714322	1,03	1	MD
MEADRAIN SV/SG 2010.E NA End cap with connector Ø 160 mm, for channel end, fixed height	Galv. steel	280	-	010714324	1,03	1	MD
MEADRAIN SV/SG 2020.E NA End cap with connector Ø 160 mm, for channel end, fixed height	Galv. steel	330	-	010714326	1,50	1	MD
MEADRAIN SV/SG 2030.E NA End cap with connector Ø 160 mm, for channel end, fixed height	Galv. steel	380	-	010714328	1,60	1	MD

Jointing compounds for STANDARD applications ***)

Article	Material	EAN-Code	kg/unit	unit/pallet	MG
SABA MS Floor GREY sealant 600 ml in a bag, stable ***)	MS-polymer-basis	010152708	0,88	1	PG
SABA Primer 9102 for undercoat, 1 liter	Silane-basis	010155803	0,92	1	PG
Joint Cleaner solvent 48, 1 liter, Cleaner for adhesive flanks	-	010155807	0,84	1	PG
Dispensing gun for 600 ml bags	-	010152707	0,63	1	PG

> **NOTE** The detailed explanation of the footnotes can be found on page 436.

MEADRAIN SEF 2000 SHALLOW POLYMER CONCRETE DRAINAGE CHANNEL WITH 4 MM EDGE PROTECTION MADE OF STAINLESS-STEEL, SEALING JOINT ACCORDING TO EN 1433

Clear width of the shallow channel body 200 mm, total width 233 mm. Suitable for all channel covers **MEA 200 CLIPFIX** with longitudinal shift protection and **MEA TSH 200 TOPSLOT**. For the realisation of water level slopes. Loading classes A 15 to E 600** according to EN 1433. Load capacity according to specification when installed according to the MEA installation instructions.

MEADRAIN SEF 2000 shallow drainage channel body without slope, loading classes up to E 600 **)

Article	Length (mm)	Height (mm)	EAN-Code	kg/unit	unit/pallet	MG
MEADRAIN SEF 2000.0/100 shallow drainage channel body ^{1)*)**)}	1000	100	010713452	18,35	24	MD
MEADRAIN SEF 2000.0 A/100 shallow drainage channel with tight formed-in flanged drain outlet Ø 110 mm ^{8)*)**)}	1000	100	010713456	18,32	15	MD
MEADRAIN SEF 2000.1/100 shallow drainage channel body ^{1)*)**)}	500	100	010713454	9,47	48	MD

MEADRAIN SE 2000 NA POLYMER CONCRETE CHANNEL BODY WITH 4 MM STAINLESS-STEEL EDGE PROTECTION, SEALING JOINT ACCORDING TO EN 1433

Clear width of the channel body 200 mm. Total width 233 mm. Suitable for all channel covers **MEA 200 CLIPFIX** and **TOPSLOTS TSH 200** with longitudinal shift protection. For the realisation of water level slopes, step slopes and linear slopes (0.5%). Loading classes A 15 to E 600** according to EN 1433. Load capacity according to specification, when installed according to the MEA installation instructions.

MEADRAIN SE 2000 NA Drainage channel body without slope, loading classes up to E 600 **)

Article	Length (mm)	Height (mm)	EAN-Code	kg/unit	unit/pallet	MG
MEADRAIN SE 2000.0 NA Drainage channel body ^{5)*)**)}	1000	230	010714330	27,32	9	MD
MEADRAIN SE 2000.0/A NA Drainage channel with tight formed-in flanged drain outlet Ø 160 mm ^{9)*)**)}	1000	230	010714332	28,48	9	MD
MEADRAIN SE 2000.1 NA Drainage channel body ^{5)*)**)}	500	230	010714334	13,88	18	MD
MEADRAIN SE 2010.0 NA Drainage channel body ^{5)*)**)}	1000	280	010714336	31,64	9	MD
MEADRAIN SE 2010.0/A NA Drainage channel with tight formed-in flanged drain outlet Ø 160 mm ^{9)*)**)}	1000	280	010714338	31,35	9	MD
MEADRAIN SE 2010.1 NA Drainage channel body ^{5)*)**)}	500	280	010714340	14,71	18	MD
MEADRAIN SE 2020.0 NA Drainage channel body ^{5)*)**)}	1000	330	010714342	35,24	9	MD
MEADRAIN SE 2020.0/A NA Drainage channel with tight formed-in flanged drain outlet Ø 160 mm ^{9)*)**)}	1000	330	010714344	31,35	9	MD
MEADRAIN SE 2020.1 NA Drainage channel ^{5)*)**)}	500	330	010714346	16,21	18	MD
MEADRAIN SE 2030.0 NA Drainage channel body ^{5)*)**)}	1000	380	010714348	38,56	9	MD
MEADRAIN SE 2030.0/A NA Drainage channel with tight formed-in flanged drain outlet Ø 160 mm ^{9)*)**)}	1000	380	010714350	39,46	9	MD
MEADRAIN SE 2030.1 NA Drainage channel body ^{5)*)**)}	500	380	010714352	18,11	18	MD

> **NOTE** The detailed explanation of the footnotes can be found on page 436.

MEADRAIN SE 2000 NA POLYMER CONCRETE CHANNEL BODY**WITH 4 MM STAINLESS-STEEL EDGE PROTECTION, SEALING JOINT ACCORDING TO EN 1433**

Clear width of the channel body 200 mm. Total width 233 mm. Suitable for all channel covers **MEA 200 CLIPFIX** and **TOPSLOTS TSH 200** with longitudinal shift protection. For the realisation of water level slopes, step slopes and linear slopes (0.5%). Loading classes A 15 to E 600** according to EN 1433. Load capacity according to specification, when installed according to the MEA installation instructions.

MEADRAIN SE 2000 NA drainage channel body with 0.5% slope, Loading classes up to E 600 **)

Article	Length (mm)	Height (mm)	Height 2 (mm)	EAN-Code	kg/unit	unit/pallet	MG
MEADRAIN SE 2001 NA Drainage channel body *)**)	1000	230	235	010714354	27,93	9	MD
MEADRAIN SE 2002 NA Drainage channel body *)**)	1000	235	240	010714356	27,90	9	MD
MEADRAIN SE 2003 NA Drainage channel body *)**)	1000	240	245	010714358	28,30	9	MD
MEADRAIN SE 2004 NA Drainage channel body *)**)	1000	245	250	010714360	28,66	9	MD
MEADRAIN SE 2005 NA Drainage channel body *)**)	1000	250	255	010714362	29,06	9	MD
MEADRAIN SE 2006 NA Drainage channel body *)**)	1000	255	260	010714364	29,46	9	MD
MEADRAIN SE 2007 NA Drainage channel body *)**)	1000	260	265	010714366	29,93	9	MD
MEADRAIN SE 2008 NA Drainage channel body *)**)	1000	265	270	010714368	31,51	9	MD
MEADRAIN SE 2009 NA Drainage channel body *)**)	1000	270	275	010714370	30,33	9	MD
MEADRAIN SE 2010 NA Drainage channel body 5)*)**)	1000	275	280	010714372	32,19	9	MD
MEADRAIN SE 2010/A NA Drainage channel with tight formed-in flanged drain outlet Ø 160 mm 9)*)**)	1000	275	280	010714374	31,65	9	MD
MEADRAIN SE 2011 NA Drainage channel body *)**)	1000	280	285	010714376	31,13	9	MD
MEADRAIN SE 2012 NA Drainage channel body *)**)	1000	285	290	010714378	31,63	9	MD
MEADRAIN SE 2013 NA Drainage channel body *)**)	1000	290	295	010714380	31,63	9	MD
MEADRAIN SE 2014 NA Drainage channel body *)**)	1000	295	300	010714382	31,70	9	MD
MEADRAIN SE 2015 NA Drainage channel body *)**)	1000	300	305	010714384	32,65	9	MD
MEADRAIN SE 2016 NA Drainage channel body *)**)	1000	305	310	010714386	33,09	9	MD
MEADRAIN SE 2017 NA Drainage channel body *)**)	1000	310	315	010714388	33,11	9	MD
MEADRAIN SE 2018 NA Drainage channel body *)**)	1000	315	320	010714390	33,24	9	MD
MEADRAIN SE 2019 NA Drainage channel body *)**)	1000	320	325	010714392	34,49	9	MD
MEADRAIN SE 2020 NA Drainage channel body 5)*)**)	1000	325	330	010714394	34,71	9	MD
MEADRAIN SE 2020/A NA Drainage channel with tight formed-in flanged drain outlet Ø 160 mm 9)*)**)	1000	325	330	010714396	35,20	9	MD

> **NOTE** The detailed explanation of the footnotes can be found on page 436.

MEADRAIN SE 2000 NA AND SEF 2000 ACCESSORIES

MEADRAIN SE 2000 Gully **)

Article	Length (mm)	Height (mm)	EAN-Code	kg/unit	unit/pallet	MG
MEADRAIN SE 2000.SK-OT NA Gully upper part *)**)	500	435	010713894	25,76	12	MD
MEADRAIN 2000 SK-ZT Gully intermediate part made of polymer concrete for a height extension	525	375	010154708	25,20	12	MD
MEADRAIN 2000 SK-UT-KURZ/A short Gully lower part, with integrated drain outlet Ø 160 mm	525	360	010713882	23,69	4	MD
MEADRAIN 2000 SK-UT-KURZ/A short Gully lower part, with integrated drain outlet Ø 200 mm	525	360	010713883	23,70	4	MD
MEA 150/200 sediment bucket plastic *)	-	-	010710153	3,10	1	MD

MEADRAIN SEF 2000 End cap for shallow channel

Article	Material	Height (mm)	EAN-Code	kg/unit	unit/pallet	MG
MEADRAIN SEF 2000.SE end cap closed for shallow channel for channel start/ end *)	Stainl. steel	100	010713458	0,20	1	MD

MEADRAIN SE 2000 NA End caps

Article	Material	Height (mm)	Height 2 (mm)	EAN-Code	kg/unit	unit/pallet	MG
MEADRAIN SE 2000-10.SE NA End cap for channel start/ end, height-adjustable *)	Stainl. steel	230	330	010714398	0,77	1	MD
MEADRAIN SE 2010-30.SE NA End cap for channel start/ end, height-adjustable *)	Stainl. steel	280	380	010714400	0,77	1	MD
MEADRAIN SE 2000.E NA End cap with connector Ø 160 mm, for channel end, fixed height *)	Stainl. steel	230	-	010714402	1,03	1	MD
MEADRAIN SE 2010.E NA End cap with connector Ø 160 mm, for channel end, fixed height *)	Stainl. steel	280	-	010714404	1,03	1	MD
MEADRAIN SE 2020.E NA End cap with connector Ø 160 mm, for channel end, fixed height *)	Stainl. steel	330	-	010714406	1,50	1	MD
MEADRAIN SE 2030.E NA End cap with connector Ø 160 mm, for channel end, fixed height *)	Stainl. steel	380	-	010714408	1,60	1	MD

Jointing compounds for STANDARD applications ***)

Article	Material	EAN-Code	kg/unit	unit/pallet	MG
SABA MS Floor GREY sealant 600 ml in a bag, stable ****)	MS-polymer-basis	010152708	0,88	1	PG
SABA Primer 9102 for undercoat, 1 liter	Silane-basis	010155803	0,92	1	PG
Joint Cleaner solvent 48, 1 liter, Cleaner for adhesive flanks	-	010155807	0,84	1	PG
Dispensing gun for 600 ml bags	-	010152707	0,63	1	PG

> NOTE The detailed explanation of the footnotes can be found on page 436.

MEADRAIN SG 2000 NA POLYMER CONCRETE CHANNEL BODY WITH 4 MM EDGE PROTECTION MADE OF CAST IRON, SEALING JOINT ACCORDING TO EN 1433

Clear width of the channel body 200 mm. Total width 233 mm. Suitable for all channel covers **MEA 200 CLIPFIX** and **TOPSLOT TSH 200** with longitudinal shift protection. For the realisation of water level slopes, step slopes and linear slopes (0.5%). Loading classes A 15 to E 600** according to EN 1433. Load capacity according to specification when installed according to the MEA installation instructions.

MEADRAIN SG 2000 NA Drainage channel body without slope, loading classes up to E 600 **)

Article	Length (mm)	Height (mm)	EAN-Code	kg/unit	unit/pallet	MG
MEADRAIN SG 2000.0 NA Drainage channel body ^{5) 14) **)}	1000	230	010714410	28,52	9	MD
MEADRAIN SG 2000.0/A NA Drainage channel with tight formed-in flanged drain outlet Ø 160 mm ^{9) **)}	1000	230	010714412	28,67	9	MD
MEADRAIN SG 2000.1 NA Drainage channel body ^{5) 14) **)}	500	230	010714414	14,68	18	MD
MEADRAIN SG 2010.0 NA Drainage channel body ^{5) **)}	1000	280	010714416	31,53	9	MD
MEADRAIN SG 2010.0/A NA Drainage channel with tight formed-in flanged drain outlet Ø 160 mm ^{9) **)}	1000	280	010714418	32,60	9	MD
MEADRAIN SG 2010.1 NA Drainage channel-0.5 m ^{5) 14) **)}	500	280	010714420	16,30	18	MD
MEADRAIN SG 2020.0 NA Drainage channel body ^{5) **)}	1000	330	010714422	36,23	9	MD
MEADRAIN SG 2020.0/A NA Drainage channel with tight formed-in flanged drain outlet Ø 160 mm ^{9) **)}	1000	330	010714424	36,20	9	MD
MEADRAIN SG 2020.1 NA Drainage channel body ^{5) 14) **)}	500	330	010714426	16,50	18	MD
MEADRAIN SG 2030.0 NA Drainage channel body ^{5) **)}	1000	380	010714428	39,50	9	MD
MEADRAIN SG 2030.0/A NA Drainage channel with tight formed-in flanged drain outlet Ø 160 mm ^{9) **)}	1000	380	010714430	40,00	9	MD
MEADRAIN SG 2030.1 NA Drainage channel body ^{5) 14) **)}	500	380	010714432	16,90	18	MD

> **NOTE** The detailed explanation of the footnotes can be found on page 436.

MEADRAIN SG 2000 NA POLYMER CONCRETE CHANNEL BODY WITH 4 MM EDGE PROTECTION MADE OF CAST IRON, SEALING JOINT ACCORDING TO EN 1433

Clear width of the channel body 200 mm. Total width 233 mm. Suitable for all channel covers **MEA 200 CLIPFIX** and **TOPSLOTS TSH 200** with longitudinal shift protection. For the realisation of water level slopes, step slopes and linear slopes (0.5%). Loading classes A 15 to E 600** according to EN 1433. Load capacity according to specification when installed according to the MEA installation instructions.

MEADRAIN SG 2000 NA Drainage channel body with 0.5% slope, loading classes up to E 600 **)

Article	Length (mm)	Height (mm)	Height 2 (mm)	EAN-Code	kg/unit	unit/pallet	MG
MEADRAIN SG 2001 NA Drainage channel body **)	1000	230	235	010714434	28,73	9	MD
MEADRAIN SG 2002 NA Drainage channel body **)	1000	235	240	010714436	29,05	9	MD
MEADRAIN SG 2003 NA Drainage channel body **)	1000	240	245	010714438	29,36	9	MD
MEADRAIN SG 2004 NA Drainage channel body **)	1000	245	250	010714440	29,68	9	MD
MEADRAIN SG 2005 NA Drainage channel body **)	1000	250	255	010714442	30,00	9	MD
MEADRAIN SG 2006 NA Drainage channel body **)	1000	255	260	010714444	30,32	9	MD
MEADRAIN SG 2007 NA Drainage channel body **)	1000	260	265	010714446	30,63	9	MD
MEADRAIN SG 2008 NA Drainage channel body **)	1000	265	270	010714448	31,19	9	MD
MEADRAIN SG 2009 NA Drainage channel body **)	1000	270	275	010714450	31,27	9	MD
MEADRAIN SG 2010 NA Drainage channel body ^{5) **)}	1000	275	280	010714452	31,90	9	MD
MEADRAIN SG 2010/A NA Drainage channel with tight formed-in flanged drain outlet Ø 160 mm ^{9) **)}	1000	275	280	010714454	31,90	9	MD
MEADRAIN SG 2011 NA Drainage channel body **)	1000	280	285	010714456	32,22	9	MD
MEADRAIN SG 2012 NA Drainage channel body **)	1000	285	290	010714458	32,53	9	MD
MEADRAIN SG 2013 NA Drainage channel body **)	1000	290	295	010714460	32,85	9	MD
MEADRAIN SG 2014 NA Drainage channel body **)	1000	295	300	010714462	33,17	9	MD
MEADRAIN SG 2015 NA Drainage channel body **)	1000	300	305	010714464	33,49	9	MD
MEADRAIN SG 2016 NA Drainage channel body **)	1000	305	310	010714466	33,80	9	MD
MEADRAIN SG 2017 NA Drainage channel body **)	1000	310	315	010714468	34,12	9	MD
MEADRAIN SG 2018 NA Drainage channel body **)	1000	315	320	010714470	34,44	9	MD
MEADRAIN SG 2019 NA Drainage channel body **)	1000	320	325	010714472	34,75	9	MD
MEADRAIN SG 2020 NA Drainage channel body ^{5) **)}	1000	325	330	010714474	35,07	9	MD
MEADRAIN SG 2020/A NA Drainage channel with tight formed-in flanged drain outlet Ø 160 mm ^{9) **)}	1000	325	330	010714476	35,70	9	MD

> **NOTE** The detailed explanation of the footnotes can be found on page 436.

MEADRAIN SG 2000 NA ACCESSORIES

MEADRAIN SG 2000 NA Gully **)

Article	Length (mm)	Height (mm)	EAN-Code	kg/unit	unit/pallet	MG
MEADRAIN SG 2000.SK-OT NA Gully upper part **)	500	435	010713906	26,30	16	MD
MEADRAIN 2000 SK-ZT Gully intermediate part made of polymer concrete for a height extension	525	375	010154708	25,20	12	MD
MEADRAIN 2000 SK-UT-KURZ/A short Gully lower part, with integrated drain outlet Ø 160 mm	525	360	010713882	23,69	4	MD
MEADRAIN 2000 SK-UT-KURZ/A short Gully lower part, with integrated drain outlet Ø 200 mm	525	360	010713883	23,70	4	MD
MEA 150/200 sediment bucket plastic *)	-	-	010710153	3,10	1	MD

MEADRAIN SV/SG 2000 NA End caps

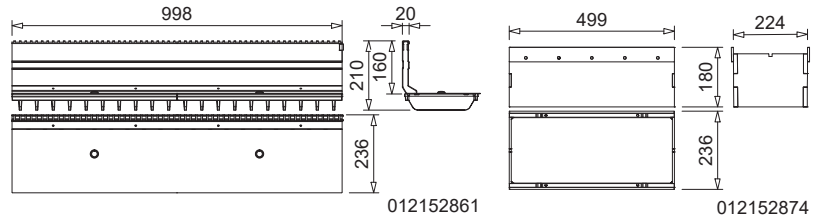
Article	Material	Height (mm)	Height 2 (mm)	EAN-Code	kg/unit	unit/pallet	MG
MEADRAIN SV/SG 2000.SE NA End cap for channel start/end, fixed height	Galv. steel	230	-	010713598	0,40	1	MD
MEADRAIN SV/SG 2000-10.SE NA End cap for channel start/ end, height-adjustable	Galv. steel	230	330	010714318	0,77	1	MD
MEADRAIN SV/SG 2010-30.SE NA End cap for channel start/ end, height-adjustable	Galv. steel	280	380	010714320	0,77	1	MD
MEADRAIN SV/SG 2000.E NA End cap with connector Ø 160 mm, for channel end, fixed height	Galv. steel	230	-	010714322	1,03	1	MD
MEADRAIN SV/SG 2010.E NA End cap with connector Ø 160 mm, for channel end, fixed height	Galv. steel	280	-	010714324	1,03	1	MD
MEADRAIN SV/SG 2020.E NA End cap with connector Ø 160 mm, for channel end, fixed height	Galv. steel	330	-	010714326	1,50	1	MD
MEADRAIN SV/SG 2030.E NA End cap with connector Ø 160 mm, for channel end, fixed height	Galv. steel	380	-	010714328	1,60	1	MD

Jointing compounds for STANDARD applications ***)

Article	Material	EAN-Code	kg/unit	unit/pallet	MG
SABA MS Floor GREY sealant 600 ml in a bag, stable ***)	MS-polymer-basis	010152708	0,88	1	PG
SABA Primer 9102 for undercoat, 1 liter	Silane-basis	010155803	0,92	1	PG
Joint Cleaner solvent 48, 1 liter, Cleaner for adhesive flanks	-	010155807	0,84	1	PG
Dispensing gun for 600 ml bags	-	010152707	0,63	1	PG


> **NOTE** The detailed explanation of the footnotes can be found on page 436.

MEA TSH 200 TOPSLOT



MEA TSH 200 TOPSLOT, lateral with inspection element


MEA 200 CLIPFIX CHANNEL COVERS



Mesh grating 30/10




Ductile iron slotted grating



Longitudinal bar grating



Ductile iron grating WAVE



Design grating HONEYCOMB



Design grating BAVARIA

MEA TSH 200 TOPSLOT

MEA TSH 200 TOPSLOT suitable for channel systems **MEARIN PLUS/EXPERT 2000**, **MEADRAIN SV/SE/SG 2000**, **MEADRAIN SVF/SEF 2000** and **MEADRAIN EN 2000**. Covers all ranges of application. Loading classes A 15 to E 600** according to EN 1433. Loading capacity according to specification when installed according to the MEA installation instructions.

MEA TSH 200 TOPSLOT lateral, neck height 160 mm, loading class E 600 **)

Article	Material	Length (mm)	Inl. sect. area Ø cm ² /m above	EAN-Code	kg/unit	unit/pallet	MG
MEA TSH 200.0 / 160 TOPSLOT-E 600-Galv.steel-1 m-lateral incl. 2 ductile iron grates **)	Galv. steel, Ductile iron	1000	96	012152861	21,40	1	GR
MEA TSH 200.1 / 160 TOPSLOT-E 600-Galv.steel-0.5 m-lateral incl. ductile iron grating **)	Galv. steel, Ductile iron	500	96	012152863	10,70	1	GR
MEA TSH 200.R / 160 Galv.steel Inspection element upper part E 600-0.5 m, additional grating necessary *)**)	Galv. steel	500	-	012152874	19,90	1	GR
MEA TSH 200.0 / 160 TOPSLOT-E 600-Stainl.steel-1 m-lateral incl. 2 ductile iron grates **)	Stainl. steel, Ductile iron	1000	96	012152867	21,40	1	GR
MEA TSH 200.1 / 160 TOPSLOT-E 600-Stainl.steel-0.5 m-lateral incl. ductile iron grating **)	Stainl. steel, Ductile iron	500	96	012152869	10,70	1	GR
MEA TSH 200.R / 160 Stainl.steel Inspection element upper part E 600-0.5 m, additional grating necessary *)**)	Stainl. steel	500	-	012152876	19,90	1	GR

MEA TSH 200 TOPSLOT ACCESSORIES

MEA TSH TOPSLOT end caps

Article	Material	Height (mm)	EAN-Code	kg/unit	unit/pallet	MG
MEA TSH.SE End cap made of galvanised steel	Galv. steel	156	012159030	0,03	1	GR
MEA TSH.SE End cap made of stainless-steel *)	Stainl. steel	156	012159031	0,03	1	GR

MEA TSH TOPSLOT accessories

Article	Material	EAN-Code	kg/unit	unit/pallet	MG
MEA TSH Construction cover-S, 1 m for TOPSLOT *)	Galv. steel	010159893	0,29	1	GR
MEA TSH Construction cover-R, 0.5 m for revision attachment *)	Galv. steel	010159895	0,16	1	GR
MEA TSH plastic caps for Inspection element upper part-thread for replacement delivery	PP	010152866	0,01	1	GR
MEA TSH quick connector for grating for replacement delivery	PP	010152900	0,01	1	GR
MEA TSH assembly tool- 2 items necessary	Galv. steel	010152858	0,19	1	GR

> **NOTE** The detailed explanation of the footnotes can be found on page 436.

MEA 200 CHANNEL COVERS FOR MEA TSH 200 GULLIES

Exclusively for **MEA TSH 200 inspection element upper part**, boltable, total width of the gratings 222 mm. Loading classes A 15 to E 600** according to EN 1433.

MEA EN 200 Cover for MEA TSH 200 inspection element upper part, 4-fold boltable, loading classes up to E 600 **)

Article	Material	Length (mm)	Inl. sect. area Ø cm ² /m above	EAN-Code	kg/unit	unit/pallet	MG
MEA EN 200 Ductile iron slotted grating-D 400-0.5 m 18/96 bolt fixing required *)**)(****)	Ductile iron	500	962	010154236	7,27	54	MD
MEA EN 200 Ductile iron slotted grating-E 600-0.5 m 18/96 bolt fixing required *)**)(****)	Ductile iron	500	962	010154124	8,57	96	MD
MEA TSH 150/200/300 Grating locking bolt with washer for inspection element, 4 pieces/grating will be needed *)	Stainl. steel	-	-	010153104	0,02	1	GR

MEA 200 CLIPFIX CHANNEL COVERS

With non-bolted CLIPFIX channel cover securement, with longitudinal shift protection. Suitable for the systems **MEARIN PLUS/EXPERT 2000**, **MEADRAIN SV/SE/SG 2000** and **MEADRAIN SVF/SEF 2000**. For drainage channel body and gully, total width of the grates 222 mm. Loading classes A 15 to E 600** according to EN 1433.

MEA 200 channel covers, loading class A 15 with non-bolted CLIPFIX channel cover securement

Article	Material	Length (mm)	Inl. sect. area Ø cm ² /m above	EAN-Code	kg/unit	unit/pallet	MG
MEA 200 Galv. mesh grating-A 15-1 m-30/10 CXL	Galv. steel	1000	1657	010712843	5,97	70	GR
MEA 200 Galv. mesh grating-A 15-0.5 m-30/10 CXL	Galv. steel	500	1657	010712845	3,10	100	GR
MEA 200 Stainless-steel mesh grating-A 15-1 m 30/10 CXL *)	Stainl. steel	1000	1657	010152936	5,97	70	GR
MEA 200 Stainless-steel mesh grating-A 15-0.5 m 30/10 CXL *)	Stainl. steel	500	1657	010152938	3,10	100	GR

MEA 200 channel covers, loading class B 125 with non-bolted CLIPFIX channel cover securement

Article	Material	Length (mm)	Inl. sect. area Ø cm ² /m above	EAN-Code	kg/unit	unit/pallet	MG
MEA 200 Galv. longitudinal bar grating-B 125-1 m 31/7 CXL, heelguard	Galv. steel	1000	1078	010730822	7,31	48	GR
MEA 200 Galv. longitudinal bar grating-B 125-0.5 m 31/7 CXL, heelguard	Galv. steel	500	1078	010730824	3,81	96	GR
MEA 200 Galv. mesh grating-B 125-1 m-30/10 CXL	Galv. steel	1000	1799	010712842	6,30	70	GR
MEA 200 Galv. mesh grating-B 125-0.5 m-30/10 CXL	Galv. steel	500	1799	010712844	3,15	1	GR
MEA 200 Stainl. steel longitudinal bar grating-B 125-1 m 31/7 CXL, heelguard *)	Stainl. steel	1000	1078	010730826	7,42	204	GR
MEA 200 Stainl. steel longitudinal bar grating-B 125-0.5 m 31/7 CXL, heelguard *)	Stainl. steel	500	1078	010730828	3,76	204	GR

> **NOTE** The detailed explanation of the footnotes can be found on page 436.

MEA 200 CLIPFIX CHANNEL COVERS

With non-bolted CLIPFIX channel cover securement, with longitudinal shift protection. Suitable for the systems **MEARIN PLUS/EXPERT 2000**, **MEADRAIN SV/SE/SG 2000** and **MEADRAIN SVF/SEF 2000**. For drainage channel body and gully, total width of the grates 222 mm. Loading classes A 15 to E 600** according to EN 1433.

MEA 200 channel covers, loading class C 250 with non-bolted CLIPFIX channel cover securement

Article	Material	Length (mm)	Inl. sect. area Ø cm ² /m above	EAN-Code	kg/unit	unit/pallet	MG
MEA 200 Ductile iron slotted grating-C 250-0.5 m 18/198 CXL *)****)	Ductile iron	500	1066	010712846	6,20	136	GR
MEA 200 Ductile iron slotted grating-C 250-0.5 m 5/198 CXL, heelguard *)****)	Ductile iron	500	230	010712980	7,43	60	GR
MEA 200 Design grating BAVARIA-C 250-0.5 m 10/16 CXL *)****)	Ductile iron	500	593	010713296	6,20	60	GR
MEA 200 Design grating HONEYCOMB-C 250-0.5 m 15/17 CXL *)****)	Ductile iron	500	448	010713292	6,26	54	GR
MEA 200 Ductile iron WAVE grating-C 250-0.5 m 19/24 CXL *)****)	Ductile iron	500	1004	010712982	8,07	54	GR
MEA 200 Galv. mesh grating-C 250-1 m 30/10 CXL	Galv. steel	1000	1482	010152348	11,06	70	GR
MEA 200 Galv. mesh grating-C 250-0.5 m 30/10 CXL	Galv. steel	500	1482	010152350	5,30	90	GR
MEA 200 Stainl.steel mesh grating-C 250-1 m-30/10 CXL *)	Stainl. steel	1000	1482	010712847	10,67	70	GR
MEA 200 Stainl.steel mesh grating-C 250-0.5 m-30/10 CXL *)	Stainl. steel	500	1482	010712849	4,90	90	GR

MEA 200 channel covers, loading class D 400 with non-bolted CLIPFIX channel cover securement **)

Article	Material	Length (mm)	Inl. sect. area Ø cm ² /m above	EAN-Code	kg/unit	unit/pallet	MG
MEA 200 Ductile iron slotted grating-D 400-0.5 m 18/198 CXL *)***)****)	Ductile iron	500	1066	010712848	7,50	120	GR
MEA 200 Design grating BAVARIA-D 400-0.5 m 10/16 CXL *)***)****)	Ductile iron	500	593	010714094	7,06	54	GR
MEA 200 Design grating HONEYCOMB-D 400-0.5 m 15/17 CXL *)***)****)	Ductile iron	500	448	010714090	7,19	54	GR
MEA 200 Galv. mesh grating-D 400-1 m 25/10 CXL *)**)	Galv. steel	1000	1726	010152355	13,20	300	GR
MEA 200 Galv. mesh grating-D 400-0.5 m 25/10 CXL *)**)	Galv. steel	500	1726	010152357	6,50	300	GR
MEA 200 Stainl.steel mesh grating-D 400-1 m 25/10 CXL *)**)	Stainl. steel	1000	1726	010152365	13,20	204	GR
MEA 200 Stainl.steel mesh grating-D 400-0.5 m 25/10 CXL *)**)	Stainl. steel	500	1726	010152367	6,50	204	GR

> **NOTE** The detailed explanation of the footnotes can be found on page 436.

MEA 200 CLIPFIX CHANNEL COVERS

With non-bolted CLIPFIX channel cover securement, with longitudinal shift protection. Suitable for the systems **MEARIN PLUS/EXPERT 2000**, **MEADRAIN SV/SE/SG 2000** and **MEADRAIN SVF/SEF 2000**. For drainage channel body and gully, total width of the grates 222 mm. Loading classes A 15 to E 600** according to EN 1433.

MEA 200 channel covers, loading class E 600 with non-bolted CLIPFIX channel cover securement **)

Article	Material	Length (mm)	Inl. sect. area Ø cm ² /m above	EAN-Code	kg/unit	unit/pallet	MG
MEA 200 Ductile iron slotted grating-E 600-0.5 m 18/198 CXL *)***)****)	Ductile iron	500	1077	010712868	8,51	96	GR
MEA 200 Ductile iron slotted grating-E 600-0.5 m 5/198 CXL, heelguard *)***)****)	Ductile iron	500	298	010712984	9,49	54	GR
MEA 200 Ductile iron longitudinal bar grating-E 600-0.5 m 34/7.7 CXL, heelguard 20)*)***)****)	Ductile iron	500	562	010152952	10,60	54	GR
MEA 200 Ductile iron WAVE grating-E 600-0.5 m 19/24 CXL *)***)****)	Ductile iron	500	1190	010140188	10,10	88	GR

Grid hook

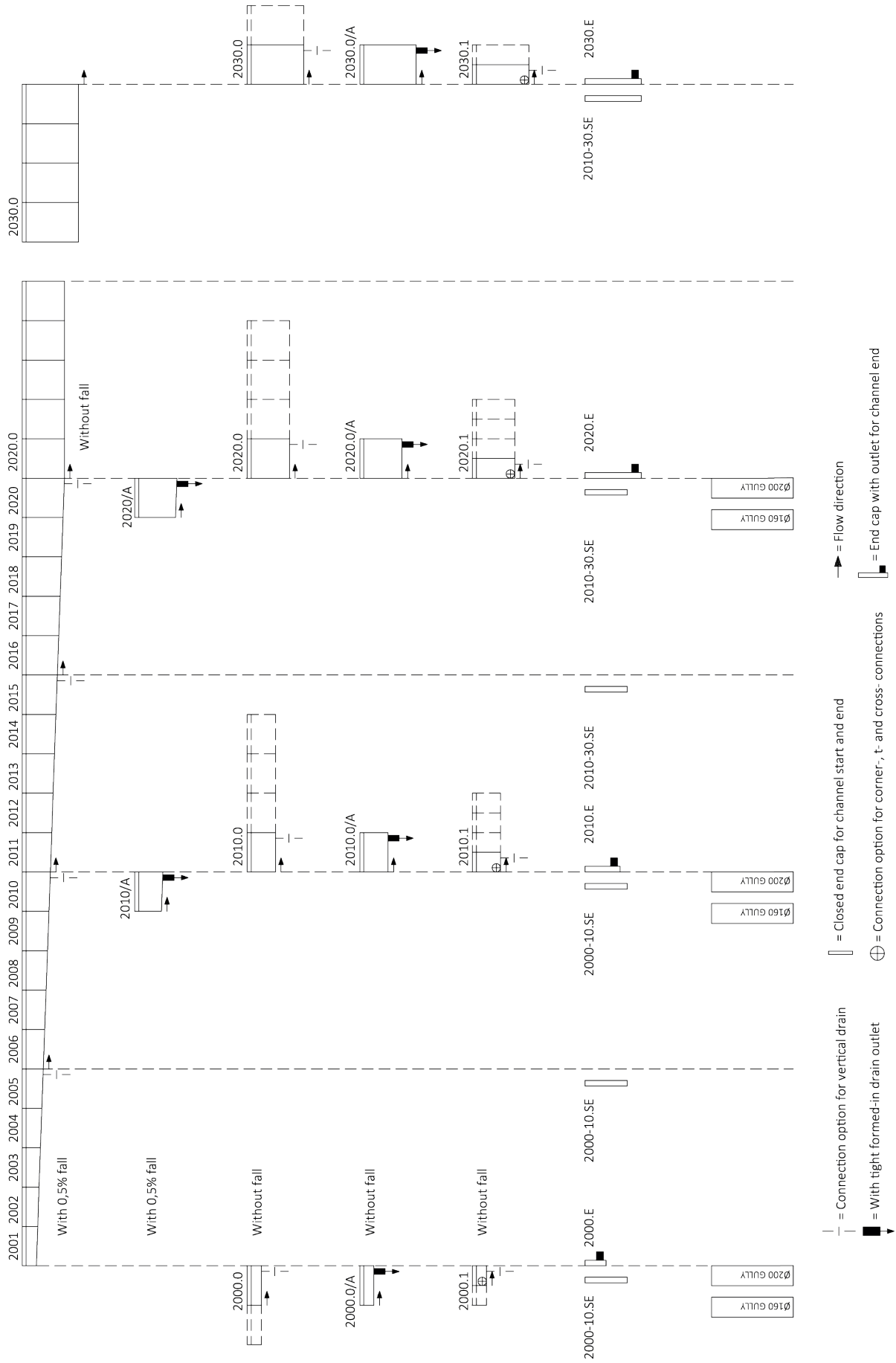
Article	Material	EAN-Code	kg/unit	unit/pallet	MG
MEADRAIN/MEARIN Grid hook	Galv. steel	010152115	0,23	1	GR

MEA 200 CLIPFIX Anti-theft protection

Article	Material	EAN-Code	kg/unit	unit/pallet	MG
MEA 200 CLIPFIX Anti-theft protection, bolt fixing required, 10 Pack 24)	Stainl. steel, Plastic	010714709	1,20	1	GR


> **NOTE** The detailed explanation of the footnotes can be found on page 436.

MEADRAIN SV/SE/SG 2000 according to DIN EN1433



Door mat
Rainwater treatment
Metal
Concrete
Polymer concrete
Glass-fibre-reinforced composite/
recycled plastic

MEADRAIN S 3000 SYSTEM OVERVIEW



1- CLIPFIX Grating locking mechanism


Galvanised steel, stainless-steel and ductile iron gratings can be fastened and loosened with a single movement - without bolts, safely and quickly

2- The drainage channels are made of high quality polymer concrete

3- **MEADRAIN SV 3000** with 4 mm edge protection made of galvanised steel

4- **MEADRAIN SE 3000** with 4 mm stainless-steel edge protection

5- Lateral ribs guarantee optimum anchoring and a stable positioning in the concrete bed



- > Certified compliant with EN 1433
- > Complete system equipped with CLIPFIX grating locking mechanism
- > Matching covers with longitudinal displacement lock



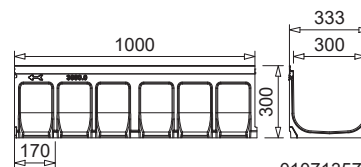
MEADRAIN S 3000 CHANNELS



MEADRAIN SV 3000 + ductile iron grating



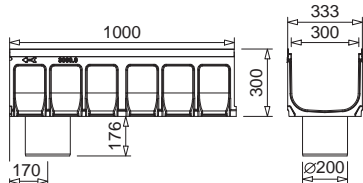
MEADRAIN SV/SE 3000.0 drainage channel



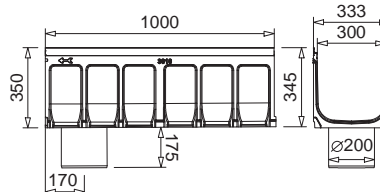
010713570



MEADRAIN SV/SE 3000.0 drainage channel with outlet connector



010713574



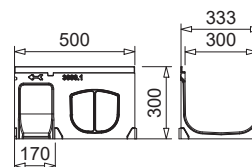
010714010



MEADRAIN SG 3000 + ductile iron grating



MEADRAIN SG 3000.0 drainage channel



010713750

MEADRAIN SV 3000 POLYMER CONCRETE CHANNEL BODY

WITH 4 MM EDGE PROTECTION MADE OF GALVANISED STEEL, SEALING JOINT ACCORDING TO EN 1433

Clear width of the channel body 300 mm. Total width 333 mm. Suitable for all channel covers **MEA 300 CLIPFIX** with longitudinal shift protection and **TOPSLOT TSH 300**. For the realisation of water level slopes, step slopes and linear slopes (0.5 %). Loading classes A 15 to E 600** according to EN 1433. Load capacity according to specification when installed according to the MEA installation instructions.

MEADRAIN SV 3000 Complete channels incl. cover

Article	Length (mm)	Height (mm)	EAN-Code	kg/unit	unit/pallet	MG
MEADRAIN SV 3000 Complete channel incl. ductile iron slotted grating-C 250-1 m CXL *)	1000	300	010713573	61,60	6	MD
MEADRAIN SV 3000 Complete channel incl. ductile iron slotted grating-D 400-1 m CXL *)	1000	300	010713575	69,60	6	MD

> NOTE The detailed explanation of the footnotes can be found on page 436.

MEADRAIN SV 3000 POLYMER CONCRETE CHANNEL BODY**WITH 4 MM EDGE PROTECTION MADE OF GALVANISED STEEL, SEALING JOINT ACCORDING TO EN 1433**

Clear width of the channel body 300 mm. Total width 333 mm. Suitable for all channel covers **MEA 300 CLIPFIX** with longitudinal shift protection and **TOPSLOT TSH 300**. For the realisation of water level slopes, step slopes and linear slopes (0.5 %). Loading classes A 15 to E 600** according to EN 1433. Load capacity according to specification when installed according to the MEA installation instructions.

MEADRAIN SV 3000 Drainage channel body without slope, loading classes up to E 600 **)

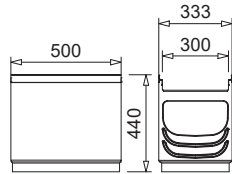
Article	Length (mm)	Height (mm)	EAN-Code	kg/unit	unit/pallet	MG
MEADRAIN SV 3000.0 Drainage channel body ⁶⁾ **)	1000	300	010713570	34,89	6	MD
MEADRAIN SV 3000.0/A Drainage channel with tight formed-in flanged drain outlet Ø 200 mm ¹⁰⁾ **)	1000	300	010713574	34,55	6	MD
MEADRAIN SV 3000.1 Drainage channel body ⁶⁾ ¹⁴⁾ **)	500	300	010713578	16,30	12	MD
MEADRAIN SV 3010.0 Drainage channel body ⁶⁾ **)	1000	350	010713930	39,26	6	MD
MEADRAIN SV 3010.0/A Drainage channel with tight formed-in flanged drain outlet Ø 200 mm ¹⁰⁾ **)	1000	350	010713932	40,56	6	MD
MEADRAIN SV 3010.1 Drainage channel body ⁶⁾ ¹⁴⁾ **)	500	350	010713933	20,75	12	MD
MEADRAIN SV 3020.0 Drainage channel body ⁶⁾ **)	1000	400	010713934	42,86	6	MD
MEADRAIN SV 3020.0/A Drainage channel with tight formed-in flanged drain outlet Ø 200 mm ¹⁰⁾ **)	1000	400	010713936	42,64	6	MD
MEADRAIN SV 3020.1 Drainage channel body ⁶⁾ ¹⁴⁾ **)	500	400	010713937	19,56	12	MD

MEADRAIN SV 3000 Drainage channel body with 0.5% slope, loading classes up to E 600 **)

Article	Length (mm)	Height (mm)	Height 2 (mm)	EAN-Code	kg/unit	unit/pallet	MG
MEADRAIN SV 3001 Drainage channel body **)	1000	300	305	010713938	36,86	6	MD
MEADRAIN SV 3002 Drainage channel body **)	1000	305	310	010713940	32,62	6	MD
MEADRAIN SV 3003 Drainage channel body **)	1000	310	315	010713942	37,80	6	MD
MEADRAIN SV 3004 Drainage channel body **)	1000	315	320	010713944	37,23	6	MD
MEADRAIN SV 3005 Drainage channel body **)	1000	320	325	010713946	37,53	6	MD
MEADRAIN SV 3006 Drainage channel body **)	1000	325	330	010713948	38,77	6	MD
MEADRAIN SV 3007 Drainage channel body **)	1000	330	335	010713950	38,13	6	MD
MEADRAIN SV 3008 Drainage channel body **)	1000	335	340	010713952	37,72	6	MD
MEADRAIN SV 3009 Drainage channel body **)	1000	340	345	010713954	39,06	6	MD
MEADRAIN SV 3010 Drainage channel body ⁶⁾ **)	1000	345	350	010713956	39,26	6	MD
MEADRAIN SV 3010/A Drainage channel with tight formed-in flanged drain outlet Ø 200 mm ¹⁰⁾ **)	1000	345	350	010713958	40,73	6	MD
MEADRAIN SV 3011 Drainage channel body **)	1000	350	355	010713960	40,46	4	MD
MEADRAIN SV 3012 Drainage channel body **)	1000	355	360	010713962	43,00	4	MD
MEADRAIN SV 3013 Drainage channel body **)	1000	360	365	010713964	41,83	4	MD
MEADRAIN SV 3014 Drainage channel body **)	1000	365	370	010713966	41,13	6	MD
MEADRAIN SV 3015 Drainage channel body **)	1000	370	375	010713968	41,43	6	MD
MEADRAIN SV 3016 Drainage channel body **)	1000	375	380	010713970	42,12	6	MD
MEADRAIN SV 3017 Drainage channel body **)	1000	380	385	010713972	42,66	6	MD
MEADRAIN SV 3018 Drainage channel body **)	1000	385	390	010713974	42,32	6	MD
MEADRAIN SV 3019 Drainage channel body **)	1000	390	395	010713976	43,50	6	MD
MEADRAIN SV 3020 Drainage channel body ⁶⁾ **)	1000	395	400	010713978	42,82	6	MD
MEADRAIN SV 3020/A Drainage channel with tight formed-in flanged drain outlet Ø 200 mm ¹⁰⁾ **)	1000	395	400	010713980	44,10	6	MD

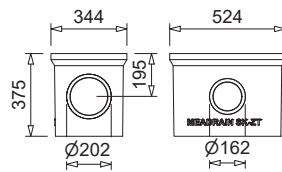
> **NOTE** The detailed explanation of the footnotes can be found on page 436.

MEADRAIN S 3000 ACCESSORIES



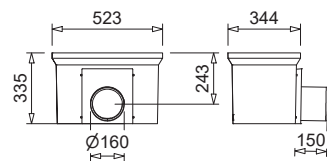
010713576

MEADRAIN SV/SE/SG 3000 SK-OT



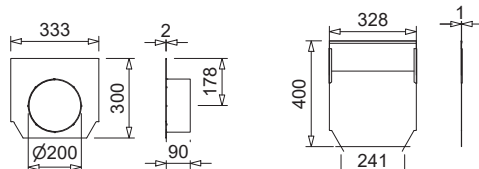

010154709

MEADRAIN SV/SE/SG 3000 SK-ZT



010154726

MEADRAIN SV/SE/SG 3000 SK-UT short



010712864

010713939

MEADRAIN SV/SE/SG 3000 end caps

MEADRAIN SV 3000 ACCESSORIES

MEADRAIN SV 3000 Gully **)

Article	Length (mm)	Height (mm)	EAN-Code	kg/unit	unit/pallet	MG
MEADRAIN SV 3000.SK-OT Gully upper part **)	500	430	010713576	25,81	8	MD
MEA SK-ZT Gully intermediate part made of polymer concrete for a height extension	524	375	010154709	23,31	12	MD
MEA SK-UT short Gully lower part, with integrated drain outlet \varnothing 160 mm	524	335	010154726	25,16	4	MD
MEA SK-UT short Gully lower part, with integrated drain outlet \varnothing 200 mm	524	335	010154728	27,00	4	MD
MEA Gully plastic sediment bucket-short for gully with upper and lower part	-	-	010154714	1,90	60	MD
MEA Gully plastic sediment bucket-long for gully with upper, intermediate and lower part *)	-	-	010154718	2,50	40	MD

MEADRAIN SV/SG 3000 End caps

Article	Material	Height (mm)	Height 2 (mm)	EAN-Code	kg/unit	unit/pallet	MG
MEADRAIN SV/SG 3010-20.SE End cap closed for channel start/ end, height-adjustable	Galv. steel	300	400	010713939	2,10	1	MD
MEADRAIN SV/SG 3000.SE End cap for channel start/end, closed, fixed height	Galv. steel	300	-	010713586	1,59	1	MD
MEADRAIN SV/SG 3000.E End caps with \varnothing 200 mm connector, fixed heights, for channel end *)	Galv. steel	300	-	010712864	1,96	1	MD
MEADRAIN SV/SG 3010.E End cap with connector \varnothing 200 mm for channel end, fixed height	Galv. steel	350	-	010712683	2,10	1	MD
MEADRAIN SV/SG 3020.E End cap with connector \varnothing 200 mm for channel end, fixed height	Galv. steel	400	-	010712685	2,30	1	MD

> **NOTE** The detailed explanation of the footnotes can be found on page 436.

MEADRAIN SE 3000 POLYMER CONCRETE CHANNEL BODY WITH 4 MM STAINLESS-STEEL EDGE PROTECTION, SEALING JOINT ACCORDING TO EN 1433

Clear width of the channel body 300 mm. Total width 333 mm. Suitable for all channel covers **MEA 300 CLIPFIX** with longitudinal shift protection and **TOP SLOT TSH 300**. For the realisation of water level slopes, step slopes and linear slopes (0.5 %). Loading classes A 15 to E 600** according to EN 1433. Load capacity according to specification when installed according to the MEA installation instructions.

MEADRAIN SE 3000 Drainage channel body without slope, loading classes up to E 600 **)

Article	Length (mm)	Height (mm)	EAN-Code	kg/unit	unit/pallet	MG
MEADRAIN SE 3000.0 Drainage channel body ^{6) *) **)}	1000	300	010713572	34,89	6	MD
MEADRAIN SE 3000.0/A Drainage channel with tight formed-in flanged drain outlet Ø 200 mm ^{10) *) **)}	1000	300	010713580	34,55	6	MD
MEADRAIN SE 3000.1 Drainage channel body ^{6) 14) *) **)}	500	300	010713584	16,30	12	MD
MEADRAIN SE 3010.0 Drainage channel body ^{6) *) **)}	1000	350	010713982	39,26	6	MD
MEADRAIN SE 3010.0/A Drainage channel with tight formed-in flanged drain outlet Ø 200 mm ^{10) *) **)}	1000	350	010713984	40,56	6	MD
MEADRAIN SE 3010.1 Drainage channel body ^{6) 14) *) **)}	500	350	010713985	20,75	12	MD
MEADRAIN SE 3020.0 Drainage channel body ^{6) *) **)}	1000	400	010713986	42,86	6	MD
MEADRAIN SE 3020.0/A Drainage channel with tight formed-in flanged drain outlet Ø 200 mm ^{10) *) **)}	1000	400	010713988	40,01	6	MD
MEADRAIN SE 3020.1 Drainage channel body ^{6) 14) *) **)}	500	400	010713987	19,56	12	MD

MEADRAIN SE 3000 drainage channel body with 0.5% slope, Loading classes up to E 600 **)

Article	Length (mm)	Height (mm)	Height 2 (mm)	EAN-Code	kg/unit	unit/pallet	MG
MEADRAIN SE 3001 Drainage channel body ^{*) **)}	1000	300	305	010713990	36,86	6	MD
MEADRAIN SE 3002 Drainage channel body ^{*) **)}	1000	305	310	010713992	32,62	6	MD
MEADRAIN SE 3003 Drainage channel body ^{*) **)}	1000	310	315	010713994	37,80	6	MD
MEADRAIN SE 3004 Drainage channel body ^{*) **)}	1000	315	320	010713996	37,23	6	MD
MEADRAIN SE 3005 Drainage channel body ^{*) **)}	1000	320	325	010713998	37,53	6	MD
MEADRAIN SE 3006 Drainage channel body ^{*) **)}	1000	325	330	010714000	38,77	6	MD
MEADRAIN SE 3007 Drainage channel body ^{*) **)}	1000	330	335	010714002	38,13	6	MD
MEADRAIN SE 3008 Drainage channel body ^{*) **)}	1000	335	340	010714004	37,72	6	MD
MEADRAIN SE 3009 Drainage channel body ^{*) **)}	1000	340	345	010714006	39,06	6	MD
MEADRAIN SE 3010 Drainage channel body ^{6) *) **)}	1000	345	350	010714008	39,26	6	MD
MEADRAIN SE 3010/A Drainage channel with tight formed-in flanged drain outlet Ø 200 mm ^{10) *) **)}	1000	345	350	010714010	40,73	6	MD
MEADRAIN SE 3011 Drainage channel body ^{*) **)}	1000	350	355	010714012	40,46	4	MD
MEADRAIN SE 3012 Drainage channel body ^{*) **)}	1000	355	360	010714014	43,00	4	MD
MEADRAIN SE 3013 Drainage channel body ^{*) **)}	1000	360	365	010714016	41,83	4	MD
MEADRAIN SE 3014 Drainage channel body ^{*) **)}	1000	365	370	010714018	41,13	6	MD
MEADRAIN SE 3015 Drainage channel body ^{*) **)}	1000	370	375	010714020	41,43	6	MD
MEADRAIN SE 3016 Drainage channel body ^{*) **)}	1000	375	380	010714022	42,12	6	MD
MEADRAIN SE 3017 Drainage channel body ^{*) **)}	1000	380	385	010714024	42,66	6	MD
MEADRAIN SE 3018 Drainage channel body ^{*) **)}	1000	385	390	010714026	42,32	6	MD
MEADRAIN SE 3019 Drainage channel body ^{*) **)}	1000	390	395	010714028	43,50	6	MD
MEADRAIN SE 3020 Drainage channel body ^{6) *) **)}	1000	395	400	010714030	42,82	6	MD
MEADRAIN SE 3020/A Drainage channel with tight formed-in flanged drain outlet Ø 200 mm ^{10) *) **)}	1000	395	400	010714032	44,10	6	MD

> **NOTE** The detailed explanation of the footnotes can be found on page 436.

MEADRAIN SE 3000 ACCESSORIES

MEADRAIN SE 3000 gully **)

Article	Length (mm)	Height (mm)	EAN-Code	kg/unit	unit/pallet	MG
MEADRAIN SE 3000.SK-OT Gully upper part *)**)	500	430	010713582	27,00	8	MD
MEA SK-ZT Gully intermediate part made of polymer concrete for a height extension	524	375	010154709	23,31	12	MD
MEA SK-UT short Gully lower part, with integrated drain outlet \varnothing 160 mm	524	335	010154726	25,16	4	MD
MEA SK-UT short Gully lower part, with integrated drain outlet \varnothing 200 mm	524	335	010154728	27,00	4	MD
MEA Gully plastic sediment bucket-short for gully with upper and lower part	-	-	010154714	1,90	60	MD
MEA Gully plastic sediment bucket-long for gully with upper, intermediate and lower part *)	-	-	010154718	2,50	40	MD

Polymer concrete

MEADRAIN SE 3000 end caps

Article	Material	Height (mm)	Height 2 (mm)	EAN-Code	kg/unit	unit/pallet	MG
MEADRAIN SE 3010-20.SE End cap closed for channel start/ end, height-adjustable *)	Stainl. steel	300	400	010713989	2,10	1	MD
MEADRAIN SE 3000.SE End cap, closed, fixed height, for channel start/ end *)	Stainl. steel	300	-	010713588	1,59	1	MD
MEADRAIN SE 3000.E End cap, with connector \varnothing 200 mm, for channel end *)	Stainl. steel	300	-	010713590	1,96	1	MD
MEADRAIN SE 3010.E End cap with connector \varnothing 200 mm for channel end, fixed height *)	Stainl. steel	350	-	010712687	2,10	1	MD
MEADRAIN SE 3020.E End cap with connector \varnothing 200 mm for channel end, fixed height *)	Stainl. steel	400	-	010712690	2,30	1	MD

Concrete

Metal

Rainwater treatment

Door mat

> **NOTE** The detailed explanation of the footnotes can be found on page 436.

MEADRAIN SG 3000 POLYMER CONCRETE CHANNEL BODY

WITH 4 MM EDGE PROTECTION MADE OF CAST IRON, SEALING JOINT ACCORDING TO EN 1433

Clear width of the channel body 300 mm. Total width 333 mm. Suitable for all channel covers **MEA 300 CLIPFIX** with longitudinal shift protection and **TOPSLOT TSH 300**. For the realisation of water level slopes, step slopes and linear slopes (0.5 %). Loading classes A 15 to E 600** according to EN 1433. Load capacity according to specification when installed according to the MEA installation instructions.

MEADRAIN SG 3000 Drainage channel body without slope, loading classes up to E 600 **)

Article	Length (mm)	Height (mm)	EAN-Code	kg/unit	unit/pallet	MG
MEADRAIN SG 3000.0 Drainage channel body ^{6)*)**)}	1000	300	010713746	34,60	6	MD
MEADRAIN SG 3000.0/A Drainage channel with tight formed-in flanged drain outlet Ø 200 mm ^{10)*)**)}	1000	300	010713748	34,60	6	MD
MEADRAIN SG 3000.1 Drainage channel body ^{6) 14)*)**)}	500	300	010713750	17,30	12	MD
MEADRAIN SG 3010.0 Drainage channel body ^{6)*)**)}	1000	350	010714034	40,43	6	MD
MEADRAIN SG 3010.0/A Drainage channel with tight formed-in flanged drain outlet Ø 200 mm ^{10)*)**)}	1000	350	010714036	41,91	6	MD
MEADRAIN SG 3010.1 Drainage channel body ^{6) 14)*)**)}	500	350	010714086	19,60	12	MD
MEADRAIN SG 3020.0 Drainage channel body ^{6)*)**)}	1000	400	010714038	44,00	6	MD
MEADRAIN SG 3020.0/A Drainage channel with tight formed-in flanged drain outlet Ø 200 mm ^{10)*)**)}	1000	400	010714040	45,28	6	MD
MEADRAIN SG 3020.1 Drainage channel body ^{6) 14)*)**)}	500	400	010714088	23,80	12	MD

MEADRAIN SG 3000 Drainage channel body with 0.5% slope, loading classes up to E 600 **)

Article	Length (mm)	Height (mm)	Height 2 (mm)	EAN-Code	kg/unit	unit/pallet	MG
MEADRAIN SG 3001 Drainage channel body ^{**) **)}	1000	300	305	010714042	32,80	6	MD
MEADRAIN SG 3002 Drainage channel body ^{**) **)}	1000	305	310	010714044	33,80	6	MD
MEADRAIN SG 3003 Drainage channel body ^{**) **)}	1000	310	315	010714046	37,67	6	MD
MEADRAIN SG 3004 Drainage channel body ^{**) **)}	1000	315	320	010714048	37,91	6	MD
MEADRAIN SG 3005 Drainage channel body ^{**) **)}	1000	320	325	010714050	38,16	6	MD
MEADRAIN SG 3006 Drainage channel body ^{**) **)}	1000	325	330	010714052	38,34	6	MD
MEADRAIN SG 3007 Drainage channel body ^{**) **)}	1000	330	335	010714054	38,64	6	MD
MEADRAIN SG 3008 Drainage channel body ^{**) **)}	1000	335	340	010714056	38,89	6	MD
MEADRAIN SG 3009 Drainage channel body ^{**) **)}	1000	340	345	010714058	39,70	6	MD
MEADRAIN SG 3010 Drainage channel body ^{6)*)**)}	1000	345	350	010714060	40,43	6	MD
MEADRAIN SG 3010/A Drainage channel with tight formed-in flanged drain outlet Ø 200 mm ^{10)*)**)}	1000	345	350	010714062	41,68	6	MD
MEADRAIN SG 3011 Drainage channel body ^{**) **)}	1000	350	355	010714064	41,01	6	MD
MEADRAIN SG 3012 Drainage channel body ^{**) **)}	1000	355	360	010714066	41,25	6	MD
MEADRAIN SG 3013 Drainage channel body ^{**) **)}	1000	360	365	010714068	41,50	6	MD
MEADRAIN SG 3014 Drainage channel body ^{**) **)}	1000	365	370	010714070	42,30	6	MD
MEADRAIN SG 3015 Drainage channel body ^{**) **)}	1000	370	375	010714072	42,49	6	MD
MEADRAIN SG 3016 Drainage channel body ^{**) **)}	1000	375	380	010714074	43,30	6	MD
MEADRAIN SG 3017 Drainage channel body ^{**) **)}	1000	380	385	010714076	43,40	6	MD
MEADRAIN SG 3018 Drainage channel body ^{**) **)}	1000	385	390	010714078	43,50	6	MD
MEADRAIN SG 3019 Drainage channel body ^{**) **)}	1000	390	395	010714080	43,60	6	MD
MEADRAIN SG 3020 Drainage channel body ^{6)*)**)}	1000	395	400	010714082	44,00	6	MD
MEADRAIN SG 3020/A Drainage channel with tight formed-in flanged drain outlet Ø 200 mm ^{10)*)**)}	1000	395	400	010714084	45,28	4	MD

> **NOTE** The detailed explanation of the footnotes can be found on page 436.

MEADRAIN SG 3000 ACCESSORIES

MEADRAIN SG 3000 Gully **)

Article	Length (mm)	Height (mm)	EAN-Code	kg/unit	unit/pallet	MG
MEADRAIN SG 3000.SK-OT Gully upper part *)**)	500	430	010713752	28,30	8	MD
MEA SK-ZT Gully intermediate part made of polymer concrete for a height extension	524	375	010154709	23,31	12	MD
MEA SK-UT short Gully lower part, with integrated drain outlet \varnothing 160 mm	524	335	010154726	25,16	4	MD
MEA SK-UT short Gully lower part, with integrated drain outlet \varnothing 200 mm	524	335	010154728	27,00	4	MD
MEA Gully plastic sediment bucket-short for gully with upper and lower part	-	-	010154714	1,90	60	MD
MEA Gully plastic sediment bucket-long for gully with upper, intermediate and lower part *)	-	-	010154718	2,50	40	MD

Polymer concrete

MEADRAIN SV/SG 3000 End caps

Article	Material	Height (mm)	Height 2 (mm)	EAN-Code	kg/unit	unit/pallet	MG
MEADRAIN SV/SG 3010-20.SE End cap closed for channel start/ end, height-adjustable	Galv. steel	300	400	010713939	2,10	1	MD
MEADRAIN SV/SG 3000.SE End cap for channel start/end, closed, fixed height	Galv. steel	300	-	010713586	1,59	1	MD
MEADRAIN SV/SG 3000.E End caps with \varnothing 200 mm connector, fixed heights, for channel end *)	Galv. steel	300	-	010712864	1,96	1	MD
MEADRAIN SV/SG 3010.E End cap with connector \varnothing 200 mm for channel end, fixed height	Galv. steel	350	-	010712683	2,10	1	MD
MEADRAIN SV/SG 3020.E End cap with connector \varnothing 200 mm for channel end, fixed height	Galv. steel	400	-	010712685	2,30	1	MD

Concrete

Jointing compounds for STANDARD applications ***)

Article	Material	EAN-Code	kg/unit	unit/pallet	MG
SABA MS Floor GREY sealant 600 ml in a bag, stable ***)	MS-polymer-basis	010152708	0,88	1	PG
SABA Primer 9102 for undercoat, 1 liter	Silane-basis	010155803	0,92	1	PG
Joint Cleaner solvent 48, 1 liter, Cleaner for adhesive flanks	-	010155807	0,84	1	PG
Dispensing gun for 600 ml bags	-	010152707	0,63	1	PG

Metal

Rainwater treatment

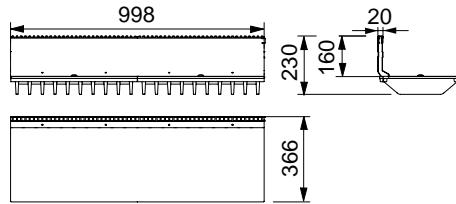
Door mat

> **NOTE** The detailed explanation of the footnotes can be found on page 436.

MEA TSH 300 TOPSLOT




MEA TSH 300 TOPSLOT



012154790


MEA 300 CLIPFIX CHANNEL COVERS



Mesh grating 20/30




Longitudinal bar grating



Ductile iron WAVE



Ductile iron slotted grating, heelguard



Ductile iron solid cover



Ductile iron slotted grating

MEA TSH 300 TOPSLOT

MEA TSH 300 TOPSLOT suitable for channel systems **MEARIN PLUS/EXPERT 3000**, **MEADRAIN SV/SE/SG 3000** and **MEADRAIN EN 3000**. Covers all ranges of application. Loading class A 15 to E 600** according to EN 1433. Load capacity according to specification, when installed according to the MEA installation instructions.

MEA TSH 300 TOPSLOT lateral, galvanised steel, neck height 160 mm, loading class E 600 **)

Article	Material	Length (mm)	Height (mm)	EAN-Code	kg/unit	unit/pallet	MG
MEA TSH 300.0 / 160 TOPSLOT-E 600-Galv.steel-1 m-lateral incl. 2 ductile iron grates *)**)	Galv. steel, Ductile iron	1000	160	012154790	47,81	1	GR
MEA TSH 300.1 / 160 TOPSLOT-E 600-Galv.steel-0.5 m-lateral 1 ductile iron grating *)**)	Galv. steel	500	160	012154798	23,76	1	GR
MEA TSH 300.R / 160 Galv. inspection element upper part E 600-0.5 m *)	Galv. steel	500	160	012154794	19,30	1	GR
MEA TSH TOPSLOT 300.0/160 E 600-Stainl.steel-1 m-lateral incl. 2 ductile iron grates	Stainl. steel, Ductile iron	1000	230	012154796	47,81	1	GR
MEA TSH TOPSLOT 300.1/160 E 600-Stainl.steel-0.5 m-lateral incl. 1 ductile iron grating *)**)	Stainl. steel, Ductile iron	500	230	012154802	21,90	1	GR
MEA TSH 300.R / 160 Inspection element upper part AISI 304-0.5 m without grate, suitable for screw-on grate covers or grate covers with non-bolted PROFIX channel cover securement *)	Stainl. steel	500	-	012154800	17,00	1	GR

MEA TSH 300 TOPSLOT ACCESSORIES

MEA TSH 300 TOPSLOT Accessories

Article	Material	Height (mm)	EAN-Code	kg/unit	unit/pallet	MG
MEA TSH.SE End cap made of galvanised steel	Galv. steel	156	012159030	0,03	1	GR
MEA TSH plastic caps for Inspection element upper part-thread for replacement delivery	PP	-	010152866	0,01	1	GR
MEA TSH quick connector for grating for replacement delivery	PP	-	010152900	0,01	1	GR
MEA TSH assembly tool- 2 items necessary	Galv. steel	-	010152858	0,19	1	GR

MEA TSH 300 TOPSLOT COVER FOR REVISION ELEMENTS

MEA TSH 300 TOPSLOT Grates for revision elements

Article	Material	Length (mm)	Inl. sect. area Ø cm ² /m above	EAN-Code	kg/unit	unit/pallet	MG
MEA 300 Ductile iron slotted grating-D 400-0.5 m 18/143 bolt fixing required *)***)****)	Ductile iron	500	-	010154849	16,09	54	MD
MEA 300 Ductile iron slotted grating-F 900-0.5 m 16/145 bolt fixing required *)***)****)	Ductile iron	500	-	010154853	25,00	30	MD
MEA TSH 150/200/300 Grating locking bolt with washer for inspection element, 4 pieces/grating will be needed *)	Stainl. steel	-	-	010153104	0,02	1	GR

> **NOTE** The detailed explanation of the footnotes can be found on page 436.

MEA 300 CLIPFIX CHANNEL COVERS

With non-bolted CLIPFIX channel cover securement, with longitudinal shift protection. Suitable for the systems **MEARIN PLUS/EXPERT 3000** and **MEADRAIN SV/SE/SG 3000**. For drainage channel body and gully, total width of the grates 322 mm. Loading classes B 125 to E 600** according to EN 1433.

MEA 300 channel covers, loading class B 125 with non-bolted CLIPFIX channel cover securement

Article	Material	Length (mm)	Inl. sect. area Ø cm ² /m above	EAN-Code	kg/unit	unit/pallet	MG
MEA 300 Stainless-steel longitudinal bar grating-B 125-1 m 31/7 CXL, heelguard *)	Stainl. steel	1000	1562	010712986	15,50	204	GR
MEA 300 Stainless-steel longitudinal bar grating-B 125-0.5 m 31/7 CXL, heelguard *)	Stainl. steel	500	1562	010712988	7,90	204	GR

MEA 300 channel covers, loading class C 250 with non-bolted CLIPFIX channel cover securement

Article	Material	Length (mm)	Inl. sect. area Ø cm ² /m above	EAN-Code	kg/unit	unit/pallet	MG
MEA 300 Ductile iron slotted grating-C 250-0.5 m 18/295 CXL *)****)	Ductile iron	500	1620	010712850	13,42	66	GR
MEA 300 Ductile iron slotted grating-C 250-0.5 m 5/295 CXL, heelguard *)****)	Ductile iron	500	454	010712990	15,67	30	GR
MEA 300 Ductile iron WAVE grating-C 250-0.5 m 19/24 CXL *)****)	Ductile iron	500	1780	010140449	15,30	60	GR
MEA 300 Galv. mesh grating-C 250-1 m 20/30 CXL	Galv. steel	1000	2309	010152364	31,15	40	GR
MEA 300 Galv. mesh grating-C 250-0.5 m 20/30 CXL	Galv. steel	500	2309	010152366	16,74	80	GR
MEA 300 Stainless-steel mesh grating-C 250-1 m 20/30 CXL *)	Stainl. steel	1000	2309	010152954	31,15	40	GR
MEA 300 Stainless-steel mesh grating-C 250-0.5 m 20/30 CXL *)	Stainl. steel	500	2309	010152956	16,74	80	GR

MEA 300 channel covers, loading class D 400 with non-bolted CLIPFIX channel cover securement **)

Article	Material	Length (mm)	Inl. sect. area Ø cm ² /m above	EAN-Code	kg/unit	unit/pallet	MG
MEA 300 Ductile iron slotted grating-D 400-0.5 m 18/295 CXL *)***)****)	Ductile iron	500	1620	010712852	17,00	48	GR
MEA 300 Ductile iron WAVE grating-D 400-0.5 m 17/24 CXL *)***)****)	Ductile iron	500	1780	010140455	18,90	30	GR

MEA 300 channel covers, loading class E 600 with non-bolted CLIPFIX channel securement **)

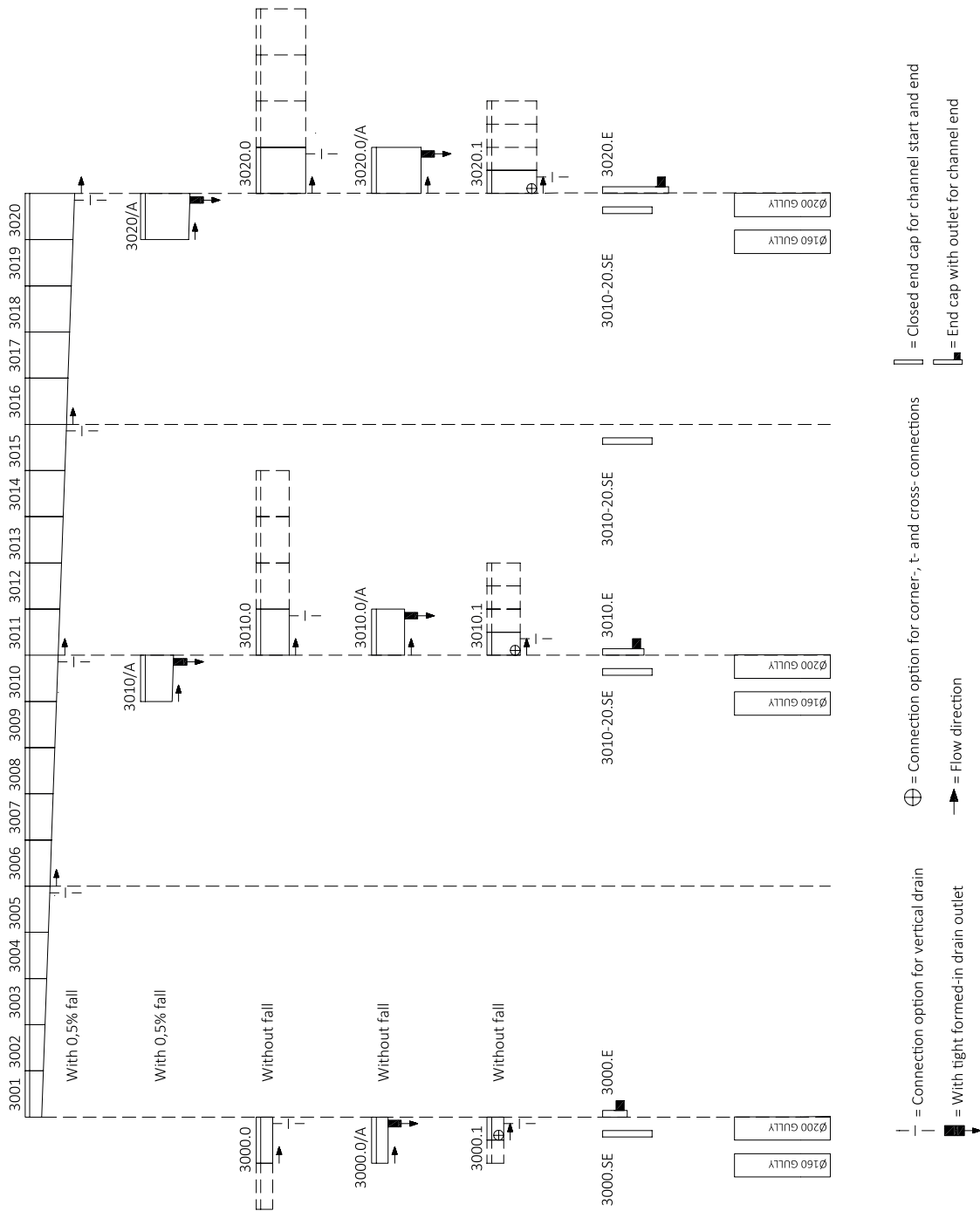
Article	Material	Length (mm)	Inl. sect. area Ø cm ² /m above	EAN-Code	kg/unit	unit/pallet	MG
MEA 300 Ductile iron slotted grating-E 600-0.5 m 18/295 CXL *)***)****)	Ductile iron	500	1620	010712870	19,45	54	GR
MEA 300 Ductile iron slotted grating-E 600-0.5 m 5/295 CXL, heelguard *)***)****)	Ductile iron	500	450	010712996	21,28	50	GR
MEA 300 Ductile iron longitudinal bar grating-E 600-0.5 m 31/7.7 CXL, heelguard 20) *)***)****)	Ductile iron	500	401	010712998	20,90	54	GR
MEA 300 Ductile iron WAVE grating-E 600-0.5 m 19/24 CXL *)***)****)	Ductile iron	500	1780	010140457	23,00	30	GR
MEA 300 Ductile iron solid cover-E 600-0.5 m CXL *)***)****)	Ductile iron	500	-	010712853	17,20	50	GR

Grid hook

Article	Material	EAN-Code	kg/unit	unit/pallet	MG
MEADRAIN/MEARIN Grid hook	Galv. steel	010152115	0,23	1	GR

> **NOTE** The detailed explanation of the footnotes can be found on page 436.

MEADRAIN SV/SE/SG 3000 according to DIN EN1433



Glass-fibre-reinforced composite/
recycled plastic

Polymer concrete

Concrete

Metal

Rainwater treatment

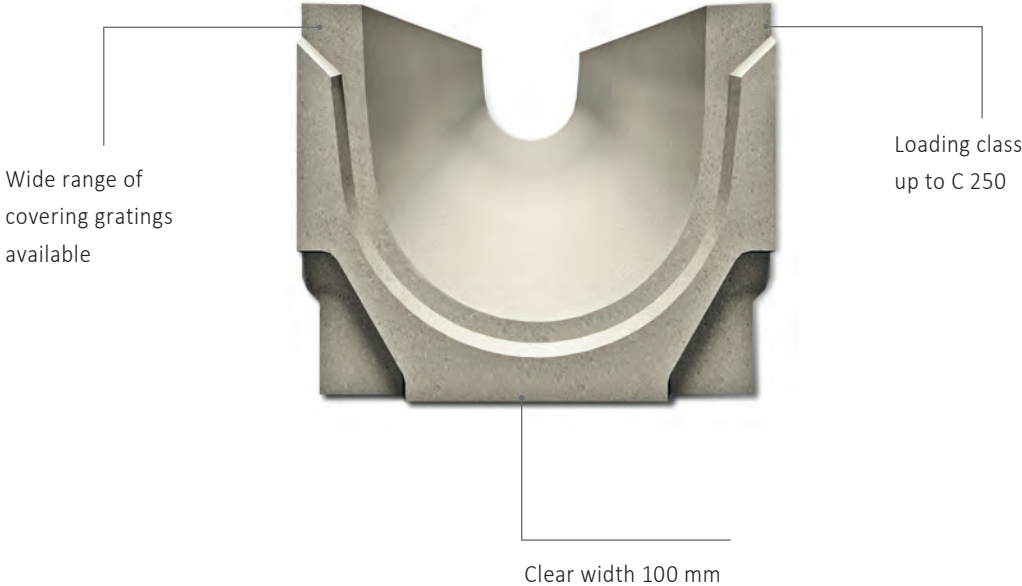
Door mat



MEADRAIN SL 1000

Our MEADRAIN SL drainage channels have been designed for all applications up to loading class C 250 where co-

vering gratings are needed or where budget constrains require an economical solution.



- > Drainage channel system made of high quality polymer concrete
- > Channel bodies without slope
- > Wide range of gratings available
- > Easy installation

Glass-fibre-reinforced composite/
recycled plastic

Polymer concrete

Concrete

Metal

Rainwater treatment

Door mat

MEADRAIN SL



MEADRAIN SL drainage channel

MEA 100 CHANNEL COVERS



Slotted grating



Ductile iron slotted grating

MEADRAIN SL 1000 POLYMER CONCRETE DRAINAGE CHANNEL WITHOUT SLOPE

Clear width of the channel body 100 mm, total width 133 mm. Suitable for all channel covers **MEA 100 with non-bolted snapping** channel cover securement and **bolt fixing required** covers. For the realization of water level slopes and step slopes. Loading classes A 15 to C 250** according to EN 1433. Load capacity according to specification when installed according to the MEA installation instructions.

MEADRAIN SL 1000 Drainage channel body without slope, loading classes up to C 250 **)

Article	Length (mm)	Height (mm)	EAN-Code	kg/unit	unit/pallet	MG
MEADRAIN SL 1000.0 Drainage channel body ^{4) 14) *) **)}	1000	115	010713760	11,40	44	MD
MEADRAIN SL 1000.0/A Drainage channel with tight formed-in flanged drain outlet Ø 110 mm ^{8) *) **)}	1000	115	010713762	11,60	25	MD
MEADRAIN SL 1000.1 Drainage channel body ^{4) 14) *) **)}	500	115	010713764	6,42	90	MD
MEADRAIN SL 1005.0 Drainage channel body ^{4) *) **)}	1000	140	010713766	13,46	44	MD
MEADRAIN SL 1005.0/A Drainage channel with tight formed-in flanged drain outlet Ø 110 mm ^{8) *) **)}	1000	140	010713768	12,80	25	MD
MEADRAIN SL 1005.1 Drainage channel body ^{4) 14) *) **)}	500	140	010713770	6,90	50	MD
MEADRAIN SL 1010.0 Drainage channel body ^{4) *) **)}	1000	165	010713772	14,39	44	MD
MEADRAIN SL 1010.0/A Drainage channel with tight formed-in flanged drain outlet Ø 110 mm ^{8) *) **)}	1000	165	010713774	14,30	20	MD
MEADRAIN SL 1010.1 Drainage channel body ^{4) 14) *) **)}	500	165	010713776	7,40	110	MD
MEADRAIN SL 1015.0 Drainage channel body ^{4) *) **)}	1000	190	010713778	15,80	24	MD
MEADRAIN SL 1015.0/A Drainage channel with tight formed-in flanged drain outlet Ø 110 mm ^{8) *) **)}	1000	190	010713780	15,80	20	MD
MEADRAIN SL 1015.1 Drainage channel body ^{4) 14) *) **)}	500	190	010713782	7,90	40	MD
MEADRAIN SL 1020.0 Drainage channel body ^{4) *) **)}	1000	215	010713784	17,30	24	MD
MEADRAIN SL 1020.0/A Drainage channel with tight formed-in flanged drain outlet Ø 110 mm ^{8) *) **)}	1000	215	010713786	17,30	20	MD
MEADRAIN SL 1020.1 Drainage channel body ^{4) 14) *) **)}	500	215	010713788	8,80	40	MD
MEADRAIN SL 1030.0 Drainage channel body ^{4) *) **)}	1000	270	010713790	21,30	33	MD
MEADRAIN SL 1030.0/A Drainage channel with tight formed-in flanged drain outlet Ø 110 mm ^{8) *) **)}	1000	270	010713792	21,30	20	MD

> **NOTE** The detailed explanation of the footnotes can be found on page 436.

MEADRAIN SL 1000 POLYMER CONCRETE DRAINAGE CHANNEL WITH SLOPE (0.5%)

Clear width of the channel body 100 mm, total width 133 mm. Suitable for all channel covers **MEA 100 with non-bolted snapping** channel cover securement and **bolt fixing required** covers. For the realization of a linear slope (with slope 0.5%). Loading classes A 15 to C 250** according to EN 1433. Load capacity according to specification when installed according to the MEA installation instructions.

MEADRAIN SL 1000 Drainage channel body with slope 0.5%, loading classes up to C 250 **)

Article	Length (mm)	Height (mm)	Height 2 (mm)	EAN-Code	kg/unit	unit/pallet	MG
MEADRAIN SL 1001 Drainage channel body ^{*)**)}	1000	115	120	010713794	11,81	44	MD
MEADRAIN SL 1002 Drainage channel body ^{*)**)}	1000	120	125	010713796	11,73	44	MD
MEADRAIN SL 1003 Drainage channel body ^{*)**)}	1000	125	130	010713798	12,26	44	MD
MEADRAIN SL 1004 Drainage channel body ^{*)**)}	1000	130	135	010713800	12,34	44	MD
MEADRAIN SL 1005 Drainage channel body ^{4)*)**)}	1000	135	140	010713802	12,30	44	MD
MEADRAIN SL 1005/A Drainage channel with tight formed-in flanged drain outlet Ø 110 mm ^{8)*)**)}	1000	135	140	010713804	12,30	25	MD
MEADRAIN SL 1006 Drainage channel body ^{*)**)}	1000	140	145	010713806	12,86	44	MD
MEADRAIN SL 1007 Drainage channel body ^{*)**)}	1000	145	150	010713808	13,30	44	MD
MEADRAIN SL 1008 Drainage channel body ^{*)**)}	1000	150	155	010713810	14,00	44	MD
MEADRAIN SL 1009 Drainage channel body ^{*)**)}	1000	155	160	010713812	13,74	44	MD
MEADRAIN SL 1010 Drainage channel body ^{4)*)**)}	1000	160	165	010713814	14,50	44	MD
MEADRAIN SL 1010/A Drainage channel with tight formed-in flanged drain outlet Ø 110 mm ^{8)*)**)}	1000	160	165	010713816	13,80	20	MD

MEADRAIN SL 1000 ACCESSORIES

MEADRAIN SL 1000 Silt box with sediment bucket

Article	Length (mm)	Height (mm)	EAN-Code	kg/unit	unit/pallet	MG
MEADRAIN SL 1000.EK110 Silt box incl. sediment bucket for pipe connection Ø 110 mm ^{*)**)}	500	565	010713820	33,40	10	MD
MEADRAIN SL 1000.EK160 Silt box incl. sediment bucket for pipe connection Ø 160 mm ^{*)**)}	500	565	010713822	33,40	10	MD
MEADRAIN SL 1000.EK QG110 Silt box incl. sediment bucket and odour trap transversely to flow direction Ø 110 mm ^{*)**)}	500	565	010713824	33,90	8	MD
MEADRAIN SL 1000.EK QG160 Silt box incl. sediment bucket and odour trap transversely to flow direction Ø 160 mm ^{*)**)}	500	565	010713826	33,40	8	MD
MEADRAIN SL 1000.EK Silt box short, H=43,5 cm incl. sediment bucket for pipe connection Ø 110 mm ^{*)**)}	500	420	010713818	21,50	10	MD

MEADRAIN SL 1000 End caps

Article	Material	Height (mm)	Height 2 (mm)	EAN-Code	kg/unit	unit/pallet	MG
MEADRAIN SL 1000-5.E End cap for channel end- height adjustable with connection piece Ø 110 mm	Galv. steel	115	140	010713832	0,39	100	MD
MEADRAIN SL 1000-20.SE End cap for channel start/end, height adjustable	Galv. steel	115	215	010713828	0,24	100	MD
MEADRAIN SL 1005-15.E End cap for channel end- height adjustable with connection piece Ø 110 mm	Galv. steel	140	190	010713834	0,48	100	MD
MEADRAIN SL 1015-30.E End cap for channel end- height adjustable with connection piece Ø 110 mm ^{*)**)}	Galv. steel	190	270	010713836	0,68	100	MD
MEADRAIN SL 1030.SE End cap for channel start/end, fixed height	Galv. steel	270	-	010713830	0,30	100	MD

> **NOTE** The detailed explanation of the footnotes can be found on page 436.

MEA 100 CHANNEL COVERS

Loading classes A 15 to C 250 according to EN 1433.

MEA 100 channel covers, loading class A 15 with non-bolted snapping channel cover securement

Article	Material	Length (mm)	Inl. sect. area Ø cm ² /m above	EAN-Code	kg/unit	unit/pallet	MG
MEA EASY-SL 100 Galv. slotted covering grating-A 15-1 m-SP *)	Galv. steel	1000	256,5	010150405	1,37	1	DY
MEA EASY-SL 100 Galv. slotted covering grating-A 15-0.5 m-SP *)	Galv. steel	500	256,5	010150420	0,68	400	DY

MEA 100 channel covers, loading class A 15 without channel cover securement

Article	Material	Length (mm)	Inl. sect. area Ø cm ² /m above	EAN-Code	kg/unit	unit/pallet	MG
MEA SL 100 Galv. mesh covering grating-A 15-1 m-MW 55/22	Galv. steel	1000	771	045150768	2,39	350	DY

MEA 100 channel covers, loading class B 125 with non-bolted snapping channel cover securement

Article	Material	Length (mm)	Inl. sect. area Ø cm ² /m above	EAN-Code	kg/unit	unit/pallet	MG
MEA SL 100 Ductile iron slotted grating-B 125-0.5 m 14/84 SP *)****)	Ductile iron	500	468	010150455	2,30	104	DY

MEA 100 channel covers, loading class C 250 with channel cover securement, bolt fixing required

Article	Material	Length (mm)	Inl. sect. area Ø cm ² /m above	EAN-Code	kg/unit	unit/pallet	MG
MEA SL 100 Ductile iron slotted grating-C 250-0.5 m 14/84 bolt fixing required *)****)	Ductile iron	500	468	010150450	3,64	322	MD

Grating fixing mechanism

Article	Material	EAN-Code	kg/unit	unit/pallet	MG
MEADRAIN SL 1000 bolted channel cover securement for ductile iron grating-C 250	Galv. steel	010152112	0,09	200	MD

> **NOTE** The detailed explanation of the footnotes can be found on page 436.




MAX. WT. 31500 KGS
71500 LBS
TARE WT. 2200 KGS
4850 LBS
PAYLOAD 29300 KGS
63400 LBS
CU. CAP. 76.4 CBM
2.700 CUFT

MEADRAIN EN AND ENS

The MEADRAIN EN and ENS drainage systems are optimally designed for heavy-duty areas in which high wheel loads act on the channels. With force-fit ductile iron edges, these also meet the toughest requirements. The


extensive range of products in nominal widths up to 400 mm with different heights offers the perfect solution even for the most demanding requirements.



- > Loading class F 900
- > Lateral ribs for more stability and optimal anchorage in the concrete bed

- > Channel bodies with slope (0,5%) and without slope
- > Matching covers for the highest load

MEADRAIN EN 1000 SYSTEM OVERVIEW



- 1- Grating with PROFIX quick anchoring system with longitudinal shift lock for drainage channels EN and ENS:
a simple, fast and convenient installation solution
- 2- Ductile iron gratings additionally available with a 4-fold bolt connection for the high load area
- 3- **MEADRAIN EN**: Channel body made of high-resistance MEA polymer concrete
- 4- **MEADRAIN ENS**: Z-shaped reinforced ductile iron edge

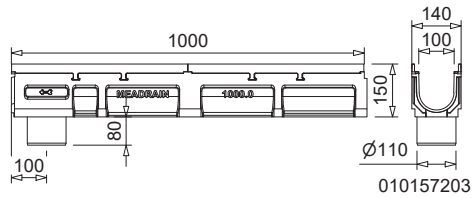
- > **MEADRAIN EN:** Drainage system for high-load areas
- > **MEADRAIN ENS:** High-performance system for extremely demanding projects
- > The EN and ENS channel systems have the general building inspectorate approval



MEADRAIN EN DRAINAGE SYSTEM | CW 100

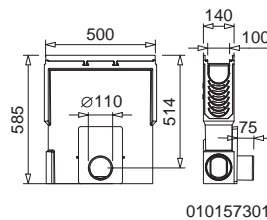
A 15 B 125 C 250 D 400** E 600** F 900**

MEADRAIN EN 1000 CHANNELS

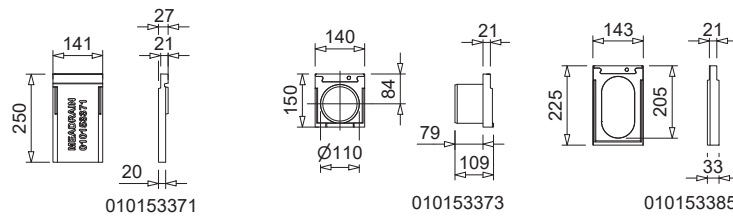


MEADRAIN EN 1000 channels

MEADRAIN EN 1000 ACCESSORIES



MEADRAIN EN 1000.EK110 gully



MEADRAIN EN 1000 end caps

MEADRAIN EN 1000 POLYMER CONCRETE DRAINAGE CHANNEL WITHOUT SLOPE WITH AN INTEGRATED DUCTILE IRON FRAME AND SEALING JOINT ACCORDING TO EN 1433

Clear width of the channel body 100 mm, total width 140 mm. Suitable for all channel covers **MEA EN 100 PROFIX**, **MEA EN 100 4-fold bolttable** and **MEA TSH 100 TOPSLOT**. For the realisation of water level slopes and step slopes. Loading classes A 15 to F 900** according to EN 1433. Load capacity according to MEA installation instructions. General Building Authority Approval Z- 74.4- 28

MEADRAIN EN 1000 Drainage channel body without slope, loading classes up to F 900 **)

Article	Length (mm)	Height (mm)	EAN-Code	kg/unit	unit/pallet	MG
MEADRAIN EN 1000.0 Drainage channel body ^{4) **)}	1000	150	010157201	16,30	45	MD
MEADRAIN EN 1000.0/A Drainage channel with tight formed-in flanged drain outlet Ø 110 mm ^{8) **)}	1000	150	010157203	16,80	20	MD
MEADRAIN EN 1000.1 Drainage channel body ^{4) 14) **)}	500	150	010157205	8,43	54	MD
MEADRAIN EN 1005.0 Drainage channel body ^{4) **)}	1000	175	010157219	18,78	45	MD
MEADRAIN EN 1005.0/A Drainage channel with tight formed-in flanged drain outlet Ø 110 mm ^{8) **)}	1000	175	010157221	19,12	20	MD
MEADRAIN EN 1005.1 Drainage channel body ^{4) 14) **)}	500	175	010157223	9,60	54	MD
MEADRAIN EN 1010.0 Drainage channel body ^{4) **)}	1000	200	010157237	20,44	36	MD
MEADRAIN EN 1010.0/A Drainage channel with tight formed-in flanged drain outlet Ø 110 mm ^{8) **)}	1000	200	010157239	19,26	20	MD
MEADRAIN EN 1010.1 Drainage channel body ^{4) 14) **)}	500	200	010157241	10,42	54	MD
MEADRAIN EN 1015.0 Drainage channel body ^{4) *) **)}	1000	225	010157255	21,94	36	MD
MEADRAIN EN 1015.0/A Drainage channel with tight formed-in flanged drain outlet Ø 110 mm ^{8) *) **)}	1000	225	010157257	23,12	20	MD
MEADRAIN EN 1015.1 Drainage channel body ^{4) 14) *) **)}	500	225	010157259	11,44	54	MD
MEADRAIN EN 1020.0 Drainage channel body ^{4) **)}	1000	250	010157273	24,42	27	MD
MEADRAIN EN 1020.0/A Drainage channel with tight formed-in flanged drain outlet Ø 110 mm ^{8) *) **)}	1000	250	010157275	24,10	20	MD
MEADRAIN EN 1020.1 Drainage channel body ^{4) 14) *) **)}	500	250	010157277	12,22	40	MD
MEADRAIN EN 1030.0 Drainage channel body ^{4) *) **)}	1000	305	010157279	27,78	27	MD

> **NOTE** The detailed explanation of the footnotes can be found on page 436.

MEADRAIN EN 1000 POLYMER CONCRETE DRAINAGE CHANNEL WITH SLOPE (0.5%) WITH AN INTEGRATED DUCTILE IRON FRAME AND SEALING JOINT ACCORDING TO EN 1433

Clear width of the channel body 100 mm, total width 140 mm. Suitable for the channel covers **MEA EN 100 PROFIX**, **MEA EN 100 4-fold bolttable** and **MEA TSH 100 TOPSLOT**. For the realisation of a linear slope (with slope 0.5%), loading classes A 15 to F 900 ** according to EN 1433. Load capacity according to specification, when installed according to the MEA installation instructions. General Building Authority Approval Z- 74.4- 28

MEADRAIN EN 1000 Drainage channel body with slope 0.5%, loading classes up to F 900 **)

Article	Length (mm)	Height (mm)	Height 2 (mm)	EAN-Code	kg/unit	unit/pallet	MG
MEADRAIN EN 1001 Drainage channel body **)	1000	150	155	010157207	16,63	45	MD
MEADRAIN EN 1002 Drainage channel body **)	1000	155	160	010157209	17,19	45	MD
MEADRAIN EN 1003 Drainage channel body **)	1000	160	165	010157211	17,02	45	MD
MEADRAIN EN 1004 Drainage channel body **)	1000	165	170	010157213	17,78	45	MD
MEADRAIN EN 1005 Drainage channel body ^{4) **)}	1000	170	175	010157215	17,88	45	MD
MEADRAIN EN 1005/A Drainage channel with tight formed-in flanged drain outlet Ø 110 mm ^{8) **)}	1000	170	175	010157217	18,12	20	MD
MEADRAIN EN 1006 Drainage channel body **)	1000	175	180	010157225	18,20	36	MD
MEADRAIN EN 1007 Drainage channel body **)	1000	180	185	010157227	18,37	36	MD
MEADRAIN EN 1008 Drainage channel body **)	1000	185	190	010157229	19,38	36	MD
MEADRAIN EN 1009 Drainage channel body **)	1000	190	195	010157231	19,13	36	MD
MEADRAIN EN 1010 Drainage channel body ^{4) **)}	1000	195	200	010157233	19,52	36	MD
MEADRAIN EN 1010/A Drainage channel with tight formed-in flanged drain outlet Ø 110 mm ^{8) **)}	1000	195	200	010157235	21,12	20	MD
MEADRAIN EN 1011 Drainage channel body **)	1000	200	205	010157243	19,98	36	MD
MEADRAIN EN 1012 Drainage channel body **)	1000	205	210	010157245	19,70	36	MD
MEADRAIN EN 1013 Drainage channel body **)	1000	210	215	010157247	20,56	36	MD
MEADRAIN EN 1014 Drainage channel body **)	1000	215	220	010157249	20,84	36	MD
MEADRAIN EN 1015 Drainage channel body ^{4) **)}	1000	220	225	010157251	21,26	36	MD
MEADRAIN EN 1015/A Drainage channel with tight formed-in flanged drain outlet Ø 110 mm ^{8) **)}	1000	220	225	010157253	23,12	20	MD
MEADRAIN EN 1016 Drainage channel body **)	1000	225	230	010157261	21,30	36	MD
MEADRAIN EN 1017 Drainage channel body **)	1000	230	235	010157263	22,41	36	MD
MEADRAIN EN 1018 Drainage channel body **)	1000	235	240	010157265	22,64	36	MD
MEADRAIN EN 1019 Drainage channel body **)	1000	240	245	010157267	22,70	36	MD
MEADRAIN EN 1020 Drainage channel body ^{4) **)}	1000	245	250	010157269	23,04	27	MD
MEADRAIN EN 1020/A Drainage channel with tight formed-in flanged drain outlet Ø 110 mm ^{8) **)}	1000	245	250	010157271	25,12	20	MD

MEADRAIN EN 1000 ACCESSORIES

General Building Authority Approval Z- 74.4- 28

MEADRAIN EN 1000 Silt box incl. plastic sediment bucket **)

Article	Length (mm)	Height (mm)	EAN-Code	kg/unit	unit/pallet	MG
MEADRAIN EN 1000.EK110 silt box with integrated drain outlet Ø 110 mm incl. sediment bucket **)	500	585	010157301	30,15	10	MD
MEADRAIN EN 1000.EK160 silt box with integrated drain outlet Ø 160 mm incl. sediment bucket **)	500	585	010157303	29,77	10	MD

MEADRAIN EN 1000 End caps

Article	Material	Height (mm)	Height 2 (mm)	EAN-Code	kg/unit	unit/pallet	MG
MEADRAIN EN 1000.SE End cap for channel start/end of the channel EN 1000- EN 1020	Polymer concrete	250	-	010153371	1,25	1	MD
MEADRAIN EN 1030.SE End cap for channel start/end of the channel EN 1030 *)	Polymer concrete	305	-	010153389	1,30	1	MD
MEADRAIN EN 1000.E End cap for the end of the channel with HD-PE connector Ø 110 mm, suitable for channel: EN 1000	Polymer concrete	150	-	010153373	1,10	1	MD
MEADRAIN EN 1005.E End cap for the end of the channel with HD-PE connector Ø 110 mm, suitable for channel: EN 1005 *)	Polymer concrete	175	-	010153375	1,11	20	MD
MEADRAIN EN 1010.E End cap for the end of the channel with HD-PE connector Ø 110 mm, suitable for channel: EN 1010 *)	Polymer concrete	200	-	010153377	1,20	1	MD
MEADRAIN EN 1015.E End cap for the end of the channel with HD-PE connector Ø 110 mm, suitable for channel: EN 1015 *)	Polymer concrete	225	-	010153379	1,80	1	MD
MEADRAIN EN 1020.E End cap for the end of the channel with HD-PE connector Ø 110 mm, suitable for channel: EN 1020 *)	Polymer concrete	250	-	010153381	2,00	1	MD
MEADRAIN EN 1000.RWH for changing the direction of flow- strand peak for channel: EN 1000- 1020 *)	Polymer concrete	250	-	010153383	1,30	1	MD
MEADRAIN EN 1015.RWT for changing the direction of flow- strand low point for channel: EN 1015 *)	Polymer concrete	225	-	010153385	1,10	1	MD
MEADRAIN EN 1020.RWT for changing the direction of flow- strand low point for channel: EN 1020 *)	Polymer concrete	250	-	010153387	1,10	1	MD
MEADRAIN EN 1020.UE for connecting the elements: EN 1020.0 and EN 1030.0 *)	Polymer concrete	73	-	010153391	0,30	1	MD

Jointing compounds for STANDARD applications ***)

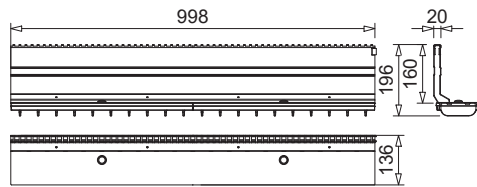
Article	Material	EAN-Code	kg/unit	unit/pallet	MG
SABA MS Floor GREY sealant 600 ml in a bag, stable ***)	MS-polymer-basis	010152708	0,88	1	PG
SABA Primer 9102 for undercoat, 1 liter	Silane-basis	010155803	0,92	1	PG
Joint Cleaner solvent 48, 1 liter, Cleaner for adhesive flanks	-	010155807	0,84	1	PG
Dispensing gun for 600 ml bags	-	010152707	0,63	1	PG

> **NOTE** The detailed explanation of the footnotes can be found on page 436.

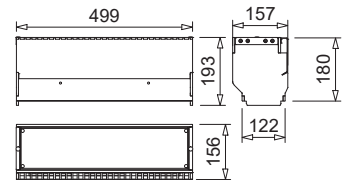
MEADRAIN EN DRAINAGE SYSTEM | CW 100

A 15 B 125 C 250 D 400** E 600** F 900**

MEA TSH 100 TOPSLOT



012152875



012152883

MEA TSH 100 TOPSLOT, lateral with inspection element

MEA EN 100 PROFIX CHANNEL COVERS



Ductile iron longitudinal bar grating



Ductile iron grating MOVE



Ductile iron grating WAVE



Ductile iron slotted grating

MEA TSH 100 TOPSLOT

MEA TSH 100 TOPSLOT suitable for channel systems **MEARIN PLUS/EXPERT 1000, MEADRAIN EN 1000, MEADRAIN SV/SE/SG 1000** and **MEADRAIN SVF/SEF 1000**. Covers all ranges of applications, laterally. Loading classes A 15 to B 125 according to EN 1433. Load capacity according to specification, when installed according to the MEA installation instructions.

MEA TSH 100 TOPSLOT lateral, neck height 160 mm, loading class E 600 **)

Article	Material	Length (mm)	Inl. sect. area Ø cm ² /m above	EAN-Code	kg/unit	unit/pallet	MG
MEA TSH 100.0 / 160 TOPSLOT-E 600-Galv.steel-1 m-lateral incl. 2 ductile iron grates **)	Galv. steel	1000	96	012152875	10,80	1	GR
MEA TSH 100.1 / 160 TOPSLOT-E 600-Galv.steel-0.5 m-lateral incl. ductile iron grate **)	Galv. steel	500	96	012152877	5,40	1	GR
MEA TSH 100.R / 160 Inspection element upper part-E 600-Galv.-0.5 m-lateral **)	Galv. steel	500	96	012152883	13,50	1	GR
MEA TSH 100.0 / 160 TOPSLOT-E 600-Stainl.steel-1 m-lateral incl. 2 ductile iron grates **)	Stainl. steel	1000	96	012152879	10,80	1	GR
MEA TSH 100.1 / 160 TOPSLOT-E 600-Stainl.steel-0.5 m-lateral incl. ductile iron grate **)	Stainl. steel	500	96	012152881	5,40	1	GR
MEA TSH 100.R / 160 Inspection element upper part-E 600-Stainl.steel-0.5 m-lateral **)	Stainl. steel	500	96	012152885	13,50	1	GR

Polymer concrete

Concrete

MEA TSH 100 TOPSLOT ACCESSORIES

MEA TSH TOPSLOT end caps

Article	Material	Height (mm)	EAN-Code	kg/unit	unit/pallet	MG
MEA TSH.SE End cap made of galvanised steel	Galv. steel	156	012159030	0,03	1	GR
MEA TSH.SE End cap made of stainless-steel *)	Stainl. steel	156	012159031	0,03	1	GR

MEA TSH TOPSLOT accessories

Article	Material	EAN-Code	kg/unit	unit/pallet	MG
MEA TSH Construction cover-S, 1 m for TOPSLOT *)	Galv. steel	010159893	0,29	1	GR
MEA TSH Construction cover-R, 0.5 m for revision attachment *)	Galv. steel	010159895	0,16	1	GR
MEA TSH plastic caps for Inspection element upper part-thread for replacement delivery	PP	010152866	0,01	1	GR
MEA TSH quick connector for grating for replacement delivery	PP	010152900	0,01	1	GR
MEA TSH assembly tool- 2 items necessary	Galv. steel	010152858	0,19	1	GR

Metal

MEA EN 100 PROFIX CHANNEL COVERS

With non-bolted PROFIX channel cover securement. Suitable for the system **MEADRAIN EN 1000**. For drainage channel body and silt box, total width of grates 122 mm. Loading classes D 400 to F 900** according to EN 1433.

MEA EN 100 channel covers, loading class D 400 with non-bolted PROFIX channel cover securement **)

Article	Material	Length (mm)	Inl. sect. area Ø cm ² /m above	EAN-Code	kg/unit	unit/pallet	MG
MEA EN 100 Ductile iron slotted grating-D 400-0.5 m 12/100 PX **)****)	Ductile iron	500	400	010152521	3,71	204	MD
MEA EN 100 Ductile iron slotted grating-D 400-0.5 m 5/100 PX, heelguard **)****)	Ductile iron	500	186	010152765	3,91	204	MD
MEA EN 100 Ductile iron WAVE grating-D 400-0.5 m 19/24 PX **)****)	Ductile iron	500	546	010152524	4,21	204	MD
MEA EN 100 Ductile iron MOVE grating-D 400-0.5 m PX **)****)	Ductile iron	500	280	010152525	4,40	204	MD

Rainwater treatment

Door mat

> **NOTE** The detailed explanation of the footnotes can be found on page 436.

MEA EN 100 PROFIX CHANNEL COVERS

With non-bolted PROFIX channel cover securement. Suitable for the system **MEADRAIN EN 1000**. For drainage channel body and silt box, total width of grates 122 mm. Loading classes D 400 to F 900** according to EN 1433.

MEA EN 100 channel covers, loading class E 600 with non-bolted PROFIX channel cover securement **)

Article	Material	Length (mm)	Inl. sect. area Ø cm ² /m above	EAN-Code	kg/unit	unit/pallet	MG
MEA EN 100 Ductile iron slotted grating-E 600-0.5 m 12/99 PX *)***)****)	Ductile iron	500	400	010152523	4,23	204	MD
MEA EN 100 Ductile iron longitudinal bar grating-E 600-0.5 m 36/7.7 PX, heelguard ²⁰⁾ *)***)****)	Ductile iron	500	380	010152545	4,32	204	MD

MEA EN 100 channel covers, loading class F 900 with non-bolted PROFIX channel cover securement **)

Article	Material	Length (mm)	Inl. sect. area Ø cm ² /m above	EAN-Code	kg/unit	unit/pallet	MG
MEA EN 100 Ductile iron slotted grating-F 900-0.5 m 12/96 PX *)***)****)	Ductile iron	500	396	010153095	4,77	204	MD
MEA EN 100 Ductile iron longitudinal bar grating-F 900-0.5 m 32/7.7 PX, heelguard ²⁰⁾ *)***)****)	Ductile iron	500	380	010152566	4,90	204	MD

Grid hook

Article	Material	EAN-Code	kg/unit	unit/pallet	MG
MEADRAIN/MEARIN Grid hook	Galv. steel	010152115	0,23	1	GR

MEA EN 100 4-FOLD BOLTED CHANNEL COVERS

With 4-fold-bolted channel cover securement. Suitable for the system **MEADRAIN EN 1000**. For drainage channel body and silt box, total width of the grates 122 mm. Loading classes D 400 to F 900** according to EN 1433.

MEA EN 100 channel covers, loading class D 400, 4-fold bolted**) **)

Article	Material	Length (mm)	Inl. sect. area Ø cm ² /m above	EAN-Code	kg/unit	unit/pallet	MG
MEA EN 100 Ductile iron slotted grating-D 400-0.5 m 14/100 bolt fixing required *)***)****)	Ductile iron	500	368	010152522	3,12	288	MD

MEA EN 100 channel covers, loading class F 900, 4-fold bolted**) **)


Article	Material	Length (mm)	Inl. sect. area Ø cm ² /m above	EAN-Code	kg/unit	unit/pallet	MG
MEA EN 100 Ductile iron slotted grating-F 900-0.5 m 12/96 bolt fixing required *)***)****)	Ductile iron	500	368	010153094	4,60	208	MD

Grating fixing mechanism

Article	Material	EAN-Code	kg/unit	unit/pallet	MG
MEADRAIN EN Galv.steel grating locking mechanism for all grating widths, 4 pieces/grating with 20NM torque will be needed	Galv. steel	010153096	0,02	1	MD
MEADRAIN EN Stainl.steel grating locking mechanism for all grating widths, 4 pieces/grating with 20NM torque will be needed ¹⁾	Stainl. steel	010153098	0,02	1	MD

> **NOTE** The detailed explanation of the footnotes can be found on page 436.

MEADRAIN EN 1000 according to DIN EN1433

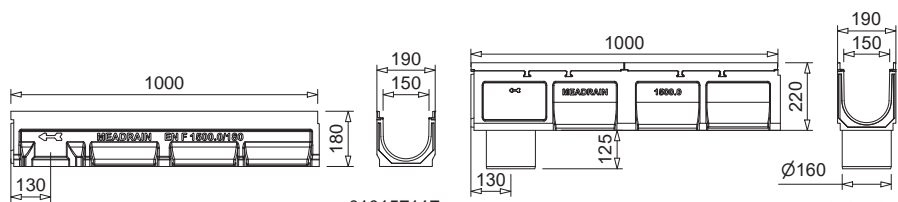


Door mat
Rainwater treatment
Metal
Concrete
Polymer concrete
Glass-fibre-reinforced composite/
recycled plastic

MEADRAIN EN DRAINAGE SYSTEM | CW 150

A 15 B 125 C 250 D 400** E 600** F 900**

MEADRAIN EN 1500 CHANNEL



010157117

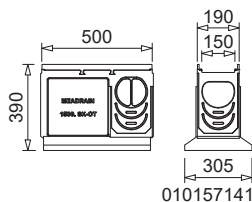
010157122

MEADRAIN EN 1500 drainage channel



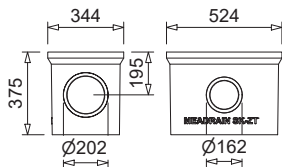
MEADRAIN EN 1500 drainage channel + ductile iron grating

MEADRAIN EN 1500 ACCESSORIES



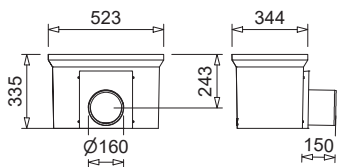
010157141

MEADRAIN EN 1500 SK-OT



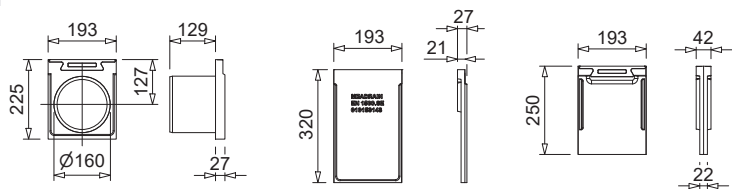
010154709

MEA SK-ZT



010154726

MEA SK-UT short



010153145

010153143

010153151

MEADRAIN EN 1500 end caps

MEADRAIN ENF 1500 SHALLOW POLYMER CONCRETE DRAINAGE CHANNEL WITH AN INTEGRATED DUCTILE IRON FRAME AND SEALING JOINT ACCORDING TO EN 1433

Clear width of the shallow channel body 150 mm, total width 190 mm. Suitable for channel covers **MEA EN 150 PROFIX**, **MEA EN 150 4-fold bolted** and **MEA TSH 150 TOPSLOT**. For the realisation of water level slopes. Loading classes A 15 to F 900** according to EN 1433. Load capacity according to specification, when installed according to the MEA installation instructions. General Building Authority Approval Z- 74.4- 28

MEADRAIN ENF 1500 shallow drainage channel body without slope, loading classes up to F 900 **)

Article	Length (mm)	Height (mm)	EAN-Code	kg/unit	unit/pallet	MG
MEADRAIN ENF 1500.0/180 shallow drainage channel body ^{5) **)}	1000	180	010157117	22,52	20	MD

MEADRAIN EN 1500 POLYMER CONCRETE DRAINAGE CHANNEL WITHOUT SLOPE WITH AN INTEGRATED DUCTILE IRON FRAME AND SEALING JOINT ACCORDING TO EN 1433

Clear width of the channel body 150 mm, total width 190 mm. Suitable for channel covers **MEA EN 150 PROFIX**, **MEA EN 150 4-fold bolttable** and **MEA TSH 150 TOPSLOT**. For the realisation of water level slopes and step slopes. Loading classes A 15 to F 900** according to EN 1433. Load capacity according to specification, when installed according to the MEA installation instructions. General Building Authority Approval Z- 74.4- 28

MEADRAIN EN 1500 Complete channel incl. cover, loading classes up to D 400 **)

Article	Length (mm)	Height (mm)	EAN-Code	kg/unit	unit/pallet	MG
MEADRAIN EN 1500 complete channel with ductile iron slotted grating-D 400-bolt fixing required ^{*)}	1000	220	010712724	38,42	16	MD

MEADRAIN EN 1500 Drainage channel body, loading classes up to F 900 **)

Article	Length (mm)	Height (mm)	EAN-Code	kg/unit	unit/pallet	MG
MEADRAIN EN 1500.0 Drainage channel body ^{5) **)}	1000	220	010157123	26,77	16	MD
MEADRAIN EN 1500.0/A Drainage channel with tight formed-in flanged drain outlet Ø 160 mm ^{9) **)}	1000	220	010157122	26,81	16	MD
MEADRAIN EN 1500.1 Drainage channel body ^{5) 14) **)}	500	220	010157125	14,24	24	MD
MEADRAIN EN 1510.0 Drainage channel body ^{5) **)}	1000	270	010157127	30,69	12	MD
MEADRAIN EN 1510.1 Drainage channel body ^{5) 14) **)}	500	270	010157129	15,62	24	MD
MEADRAIN EN 1520.0 Drainage channel body ^{5) **)}	1000	320	010157131	34,89	12	MD
MEADRAIN EN 1520.1 Drainage channel body ^{5) 14) **)}	500	320	010157133	17,30	24	MD
MEADRAIN EN 1520.1- RW/A Drainage channel for change of drain direction with tight formed-in flanged drain outlet Ø 160 mm ^{9) 14) 15) **)}	500	320	010157135	18,05	6	MD

> **NOTE** The detailed explanation of the footnotes can be found on page 436.

MEADRAIN EN 1500 POLYMER CONCRETE CHANNEL WITH SLOPE (5%) WITH INTEGRATED DUCTILE IRON FRAME AND SEALING JOINT ACCORDING TO EN 1433

Clear width of the channel body 150 mm, total width 190 mm. Suitable for drainage channel covers **MEA EN 150 PROFIX**, **TOPSLOTS TSH 150** and **MEA EN 150 4-fold boltable**. For the realisation of a step slope. Loading classes A 15 to F 900** according to EN 1433. Load capacity as specified when installed according to MEA installation instructions. **General Building Authority Approval Z - 74.4 - 28**

MEADRAIN EN 1500 Drainage channel body as connecting pieces, for the realisation of stepped slopes, Loading classes up to F 900 **)

Article	Length (mm)	Height (mm)	Height 2 (mm)	EAN-Code	kg/unit	unit/pallet	MG
MEADRAIN EN 1500-10 channel for step slope with 5% slope **)	1000	220	270	010157137	29,42	16	MD
MEADRAIN EN 1510-20 channel for step slope with 5% slope **)	1000	270	320	010157139	32,57	12	MD

MEADRAIN EN AND ENF 1500 ACCESSORIES

General Building Authority Approval Z- 74.4- 28

MEADRAIN EN 1500 Gully **)

Article	Length (mm)	Height (mm)	EAN-Code	kg/unit	unit/pallet	MG
MEADRAIN EN 1500 SK-OT Gully upper part open on both sides for low constructive height **)	500	390	010157141	24,79	12	MD
MEA SK-ZT Gully intermediate part made of polymer concrete for a height extension	524	375	010154709	23,31	12	MD
MEA SK-UT short Gully lower part, with integrated drain outlet \varnothing 160 mm	524	335	010154726	25,16	4	MD
MEA SK-UT short Gully lower part, with integrated drain outlet \varnothing 200 mm	524	335	010154728	27,00	4	MD
MEADRAIN galv. sediment bucket for gully	-	-	010151846	3,54	60	MD

MEADRAIN ENF 1500 End caps for shallow channel

Article	Material	Height (mm)	EAN-Code	kg/unit	unit/pallet	MG
MEADRAIN ENF 1500.0/180.E End cap with HD-PE connector \varnothing 110 mm, for the end of the channel, suitable for shallow channel ENF 1500.0/180 *)	Polymer concrete	185	010157119	1,90	1	MD
MEADRAIN ENF 1500/180.UE Transition element for shallow channels to EN 1500.0 *)	Polymer concrete	-	010157121	1,90	1	MD

> **NOTE** The detailed explanation of the footnotes can be found on page 436.

MEADRAIN EN AND ENF 1500 ACCESSORIES

General Building Authority Approval Z- 74.4- 28

MEADRAIN EN 1500 End caps

Article	Material	Height (mm)	EAN-Code	kg/unit	unit/pallet	MG
MEADRAIN EN 1500.SE End cap for channel start/end, suitable for all channels	Polymer concrete	320	010153143	1,94	80	MD
MEADRAIN EN 1500.E End cap with HD-PE connector Ø 160 mm, for the end of the channel, suitable for channel EN 1500	Polymer concrete	225	010153145	1,98	20	MD
MEADRAIN EN 1510.E End cap with HD-PE connector Ø 160 mm, for the end of the channel, suitable for channel EN 1510 ^{*)}	Polymer concrete	275	010153147	2,30	1	MD
MEADRAIN EN 1520.E End cap with HD-PE connector Ø 160 mm, for the end of the channel, suitable for channel EN 1520 ^{*)}	Polymer concrete	325	010153149	2,80	24	MD
MEADRAIN EN 1500.RWH for changing the direction of flow- strand peak for all channels ^{*)}	Polymer concrete	320	010153151	3,30	1	MD

Polymer concrete

Jointing compounds for STANDARD applications ***)

Article	Material	EAN-Code	kg/unit	unit/pallet	MG
SABA MS Floor GREY sealant 600 ml in a bag, stable ***)	MS-polymer-basis	010152708	0,88	1	PG
SABA Primer 9102 for undercoat, 1 liter	Silane-basis	010155803	0,92	1	PG
Joint Cleaner solvent 48, 1 liter, Cleaner for adhesive flanks	-	010155807	0,84	1	PG
Dispensing gun for 600 ml bags	-	010152707	0,63	1	PG

Concrete

Metal

Rainwater treatment

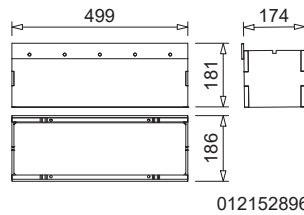
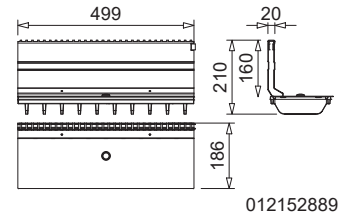
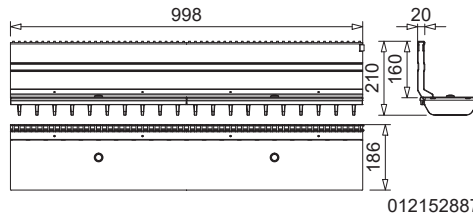
Door mat

> **NOTE** The detailed explanation of the footnotes can be found on page 436.

MEA 150 TOPSLOT



MEA TSH 150 TOPSLOT, lateral with inspection element



MEA 150 PROFIX CHANNEL COVERS




Ductile iron longitudinal bar grating



Ductile iron slotted grating



Ductile iron solid cover



Ductile iron grating WAVE

MEA TSH 150 TOPSLOT

MEA TSH 150 TOPSLOT suitable for channel systems **MEARIN PLUS/EXPERT 1500, MEADRAIN SV/SE/SG 1500, MEADRAIN SVF/SEF 1500** and **MEADRAIN EN 1500**. Covers all ranges of applications. Loading classes A 15 to E 600** according to EN 1433. Load capacity according to specification, when installed according to the MEA installation instructions.

MEA TSH 150 TOPSLOT lateral, neck height 160 mm, loading class E 600 **)

Article	Material	Length (mm)	Inl. sect. area Ø cm ² /m above	EAN-Code	kg/unit	unit/pallet	MG
MEA TSH 150.0 / 160 TOPSLOT-E 600-Galv.steel-1 m-lateral incl. 2 ductile iron grates **)	Galv. steel, Ductile iron	1000	96	012152887	17,60	1	GR
MEA TSH 150.1 / 160 TOPSLOT-E 600-Galv.steel-0.5 m-lateral incl. ductile iron grating *)**)	Galv. steel, Ductile iron	500	96	012152889	8,80	1	GR
MEA TSH 150.R / 160 Inspection element upper part-E 600-Galv.steel-0.5 m, additional grating necessary *)**)	Galv. steel	500	-	012152899	19,20	10	GR
MEA TSH 150.0 / 160 TOPSLOT-E 600-Stainl.steel-1 m-lateral incl. 2 ductile iron grates *)**)	Stainl. steel, Ductile iron	1000	96	012152891	17,60	1	GR
MEA TSH 150.1 / 160 TOPSLOT-E 600-Stainl.steel-0.5 m-lateral incl. ductile iron grating *)**)	Stainl. steel, Ductile iron	500	96	012152893	8,80	1	GR
MEA TSH 150.R / 160 Inspection element upper part-E 600-Stainl.steel-0.5 m *)**)	Stainl. steel	500	-	012152896	19,20	1	GR

> NOTE The detailed explanation of the footnotes can be found on page 436.

MEA TSH 150 TOPSLOT ACCESSORIES

MEA TSH TOPSLOT end caps

Article	Material	Height (mm)	EAN-Code	kg/unit	unit/pallet	MG
MEA TSH.SE End cap made of galvanised steel	Galv. steel	156	012159030	0,03	1	GR
MEA TSH.SE End cap made of stainless-steel *)	Stainl. steel	156	012159031	0,03	1	GR

MEA TSH TOPSLOT accessories

Article	Material	EAN-Code	kg/unit	unit/pallet	MG
MEA TSH Construction cover-S, 1 m for TOPSLOT *)	Galv. steel	010159893	0,29	1	GR
MEA TSH Construction cover-R, 0.5 m for revision attachment *)	Galv. steel	010159895	0,16	1	GR
MEA TSH plastic caps for Inspection element upper part-thread for replacement delivery	PP	010152866	0,01	1	GR
MEA TSH quick connector for grating for replacement delivery	PP	010152900	0,01	1	GR
MEA TSH assembly tool- 2 items necessary	Galv. steel	010152858	0,19	1	GR

MEA 150 CHANNEL COVERS FOR MEA TSH 150 INSPECTION ELEMENTS

Exclusively for **MEA TSH 150 inspection top piece**, bolttable, total width of the gratings 172 mm. Loading classes A 15 to E 600** according to EN 1433.

MEA EN 150 Cover for MEA TSH 150 inspection element upper part, 4-fold bolttable, loading classes up to F 900 **)

Article	Material	Length (mm)	Inl. sect. area Ø cm ² /m above	EAN-Code	kg/unit	unit/pallet	MG
MEA 150 Ductile iron slotted grating-D 400-0.5 m 12/154 bolt fixing required *)***)****)	Ductile iron	500	630	010151173	6,20	130	MD
MEA 150 Ductile iron slotted grating-F 900-0.5 m 12/147 bolt fixing required *)***)****)	Ductile iron	500	523	010151169	8,00	120	MD
MEA TSH 150/200/300 Grating locking bolt with washer for inspection element, 4 pieces/grating will be needed *)	Stainl. steel	-	-	010153104	0,02	1	GR

MEA EN 150 PROFIX CHANNEL COVERS

With non-bolted PROFIX channel cover securement. Suitable for the system **MEADRAIN EN 1500**. For drainage channel body and gully, total width of the grates 173 mm. Loading classes C 250 to F 900** according to EN 1433.

MEA EN 150 channel covers, loading class C 250 with PROFIX non-bolted cover securement

Article	Material	Length (mm)	Inl. sect. area Ø cm ² /m above	EAN-Code	kg/unit	unit/pallet	MG
MEA EN 150 Ductile iron slotted grating-C 250-0.5 m 12/149 PX *)****)	Ductile iron	500	626	010153153	5,30	104	MD

MEA EN 150 channel covers, Loading class D 400 with PROFIX non-bolted cover securement **)

Article	Material	Length (mm)	Inl. sect. area Ø cm ² /m above	EAN-Code	kg/unit	unit/pallet	MG
MEA EN 150 Ductile iron slotted grating-D 400-0.5 m 12/149 PX *)***)****)	Ductile iron	500	626	010153155	6,40	104	MD
MEA EN 150 Ductile iron WAVE grating-D 400-0.5 m 24.7/19.8 mm PX *)***)****)	Ductile iron	500	770	010153156	7,08	104	MD
MEA EN 150 Ductile iron solid cover-D 400-0.5 m PX *)***)****)	Ductile iron	500	-	010153157	7,73	104	MD

> **NOTE** The detailed explanation of the footnotes can be found on page 436.

MEA EN 150 PROFIX CHANNEL COVERS

With non-bolted PROFIX channel cover securement. Suitable for the system **MEADRAIN EN 1500**. For drainage channel body and gully, total width of the grates 173 mm. Loading classes C 250 to F 900** according to EN 1433.

MEA EN 150 channel covers, Loading class E 600 with PROFIX non-bolted cover securement **)

Article	Material	Length (mm)	Inl. sect. area Ø cm ² /m above	EAN-Code	kg/unit	unit/pallet	MG
MEA EN 150 Ductile iron longitudinal bar grating-E 600-0.5 m 35/7.7 PX, heelguard ²⁰⁾ *)***)****)	Ductile iron	500	560	010152547	7,47	104	MD

MEA EN 150 channel covers, loading class F 900, ductile iron with PROFIX non-bolted cover securement **)

Article	Material	Length (mm)	Inl. sect. area Ø cm ² /m above	EAN-Code	kg/unit	unit/pallet	MG
MEA 150 Ductile iron slotted grating-F 900-0.5 m 12/146 PX ^{*)***)****)}	Ductile iron	500	614	010151171	8,86	104	MD

Grid hook

Article	Material	EAN-Code	kg/unit	unit/pallet	MG
MEADRAIN/MEARIN Grid hook	Galv. steel	010152115	0,23	1	GR

MEA EN 100 4-FOLD BOLTED CHANNEL COVERS

With 4-fold-bolted channel cover securement. Suitable for the system **MEADRAIN EN 1000**. For drainage channel body and silt box, total width of the grates 122 mm. Loading classes D 400 to F 900** according to EN 1433.

MEA EN 100 channel covers, loading class D 400, 4-fold bolted**) **)

Article	Material	Length (mm)	Inlet sect. area Ø cm ² /m above	EAN-Code	kg/unit	unit/pallet	MG
MEA EN 100 Ductile iron slotted grating-D 400-0.5 m 14/100 bolt fixing required ^{*)***)****)}	Ductile iron	500	368	010152522	3,12	288	MD

MEA EN 100 channel covers, loading class F 900, 4-fold bolted**) **)

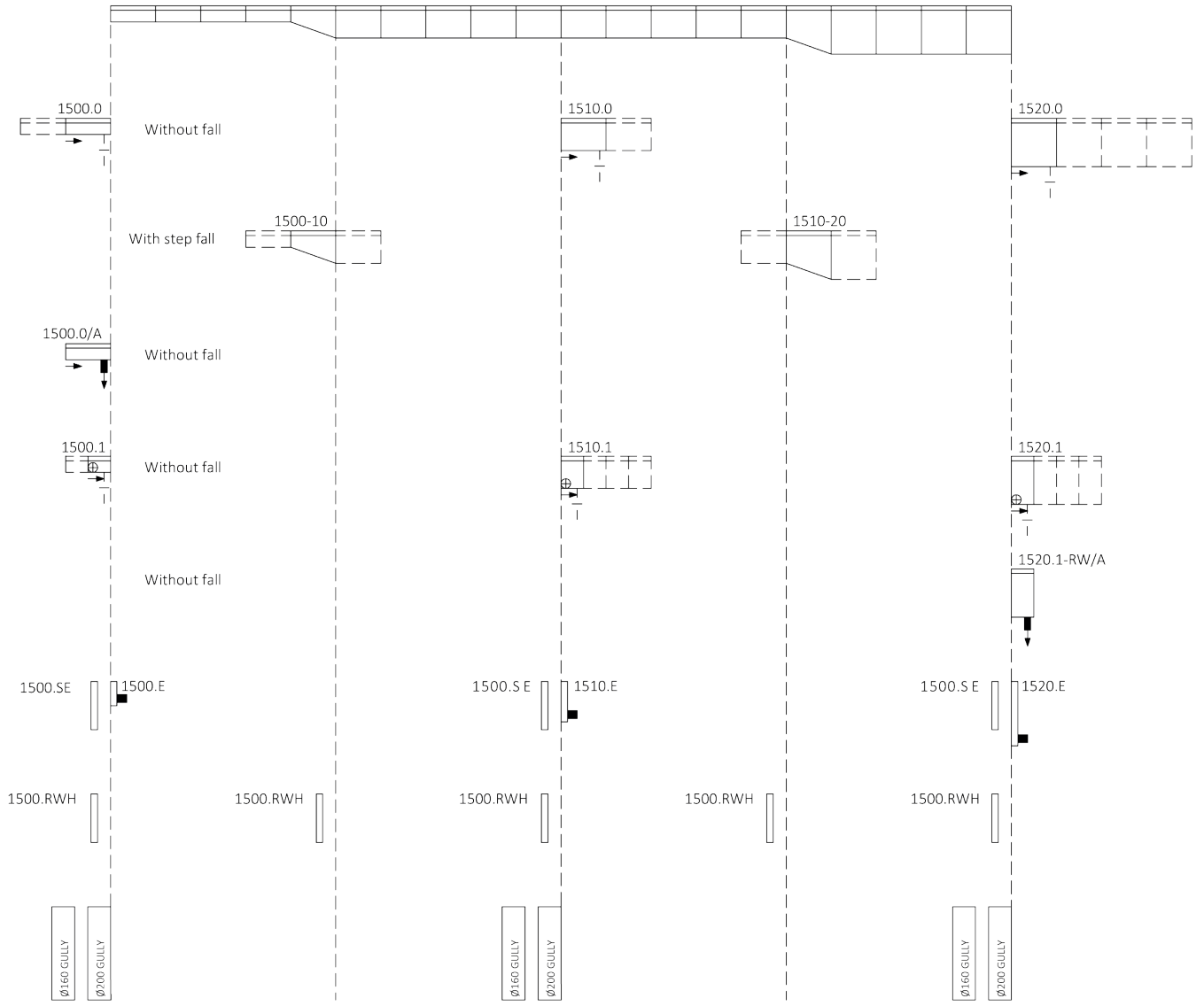
Article	Material	Length (mm)	Inlet sect. area Ø cm ² /m above	EAN-Code	kg/unit	unit/pallet	MG
MEA EN 100 Ductile iron slotted grating-F 900-0.5 m 12/96 bolt fixing required ^{*)***)****)}	Ductile iron	500	368	010153094	4,60	208	MD

Grating fixing mechanism

Article	Material	EAN-Code	kg/unit	unit/pallet	MG
MEADRAIN EN Galv.steel grating locking mechanism for all grating widths, 4 pieces/grating with 20NM torque will be needed	Galv. steel	010153096	0,02	1	MD
MEADRAIN EN Stainl.steel grating locking mechanism for all grating widths, 4 pieces/grating with 20NM torque will be needed ^{*)}	Stainl. steel	010153098	0,02	1	MD

> **NOTE** The detailed explanation of the footnotes can be found on page 436.

MEADRAIN EN 1500 according to DIN EN1433



Polymer concrete

Concrete

Metal

Rainwater treatment

Door mat

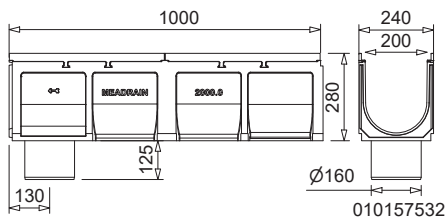
- = Flow direction
- [] = Closed end cap for channel start and end
- [] = End cap with outlet for channel end
- [] = Connection option for vertical drain
- [] = With tight formed-in drain outlet
- [] = Connection option for corner-, t- and cross-connections
- []^{RWH} = Plate for change of flow direction - strand peak for channel
- []^{RWT} = Plate for change of flow direction - strand low point for channel

> **NOTE** The detailed explanation of the footnotes can be found on page 436.

MEADRAIN EN DRAINAGE SYSTEM | CW 200

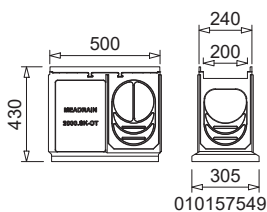
A 15 B 125 C 250 D 400** E 600** F 900**

MEADRAIN EN 2000 CHANNEL

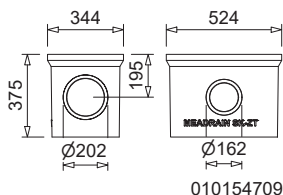


MEADRAIN EN 2000 channel

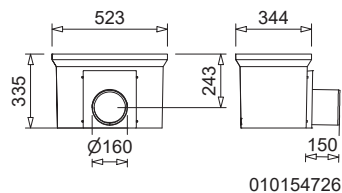
MEADRAIN EN 2000 ACCESSORIES



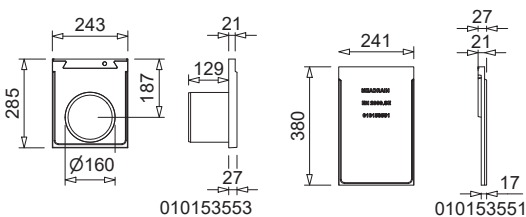
MEADRAIN EN 2000 SK-OT



MEADRAIN EN 2000 SK-ZT



MEADRAIN EN 2000 SK-UT short



MEADRAIN EN 2000 end caps

MEADRAIN ENF 2000 SHALLOW DRAINAGE CHANNEL**WITH AN INTEGRATED DUCTILE IRON FRAME AND SEALING JOINT ACCORDING TO EN 1433**

Clear width of the shallow channel body 200 mm, total width 240 mm. Suitable for channel covers **MEA 200 PROFIX**, **MEA 200 4-fold bolted** and **MEA TSH 200 TOPSLOT**. For the realisation of water level slopes. Loading classes A 15 to F 900** according to EN 1433. General Building Authority Approval Z- 74.4- 28

MEADRAIN ENF 2000 shallow drainage channel body without slope, loading classes up to F 900 **)

Article	Length (mm)	Height (mm)	EAN-Code	kg/unit	unit/pallet	MG
MEADRAIN ENF 2000.0 shallow drainage channel body ^{1) *) **)}	1000	100	010154611	21,81	24	MD
MEADRAIN ENF 2000.0/A shallow drainage channel body with connector Ø 110 mm ^{8) *) **)}	1000	100	010154613	20,10	18	MD
MEADRAIN ENF 2000.1 shallow drainage channel body ^{*) **)}	500	100	010154615	9,80	48	MD
MEADRAIN ENF 2000.0/220 shallow drainage channel body ^{5) **)}	1000	220	010157285	28,24	12	MD

MEADRAIN EN 2000 DRAINAGE CHANNEL WITHOUT SLOPE**WITH AN INTEGRATED DUCTILE IRON FRAME AND SEALING JOINT ACCORDING TO EN 1433**

Clear width of the channel body 200 mm, total width 240 mm. Suitable for channel covers **MEA EN 200 PROFIX**, **MEA EN 200 4-fold boltable** and **MEA TSH 200 TOPSLOT**. For the realisation of water level slopes and step slopes. Loading classes A 15 to F 900** according to EN 1433. Load capacity according to specification, when installed according to the MEA installation instructions. General Building Authority Approval Z- 74.4- 28

MEADRAIN EN 2000 Complete channel incl. bolted cover, loading classes up to D 400 **)

Article	Length (mm)	Height (mm)	EAN-Code	kg/unit	unit/pallet	MG
MEADRAIN EN 2000 complete channel with ductile iron slotted grating-D 400-bolt fixing required ^{*) **)}	1000	280	010712726	53,00	9	MD

MEADRAIN EN 2000 Drainage channel body without slope, loading classes up to F 900 **)

Article	Length (mm)	Height (mm)	EAN-Code	kg/unit	unit/pallet	MG
MEADRAIN EN 2000.0 Drainage channel body ^{5) **)}	1000	280	010157531	36,35	9	MD
MEADRAIN EN 2000.0/A Drainage channel with tight formed-in flanged drain outlet Ø 160 mm ^{9) **)}	1000	280	010157532	36,38	9	MD
MEADRAIN EN 2000.1 Drainage channel body ^{5) 14) **)}	500	280	010157533	18,25	18	MD
MEADRAIN EN 2010.0 Drainage channel body ^{5) **)}	1000	330	010157535	41,75	9	MD
MEADRAIN EN 2010.0/A Drainage channel with tight formed-in flanged drain outlet Ø 160 mm ^{5) **)}	1000	330	010157550	41,22	9	MD
MEADRAIN EN 2010.1 Drainage channel body ^{5) 14) **)}	500	330	010157537	21,00	18	MD
MEADRAIN EN 2020.0 Drainage channel body ^{5) **)}	1000	380	010157539	45,45	9	MD
MEADRAIN EN 2020.0/A Drainage channel with tight formed-in flanged drain outlet Ø 160 mm ^{5) **)}	1000	380	010157552	45,13	9	MD
MEADRAIN EN 2020.1 Drainage channel body ^{5) 14) **)}	500	380	010157541	23,50	18	MD
MEADRAIN EN 2020.1RW/A Drainage channel with tight formed-in flanged drain outlet Ø 160 mm ^{9) 14) 15) **)}	500	380	010157543	22,00	12	MD

> **NOTE** The detailed explanation of the footnotes can be found on page 436.

MEADRAIN EN 2000 POLYMER CONCRETE CHANNEL BODY WITH SLOPE (5.0%) WITH INTEGRATED DUCTILE IRON FRAME AND SEALING JOINT ACCORDING TO EN 1433

Clear width of the channel body 200 mm, total width 240 mm. Suitable for drainage channel covers **MEA EN 200 PROFIX**, **TOPSLOTS MEA TSH 200** and **MEA EN 200 4-fold boltable**. For the realisation of a step slope (5.0%). Loading classes A 15 to F 900** according to EN 1433.

General Building Authority Approval Z - 74.4 - 28

MEADRAIN EN 2000 Drainage channel body as connecting pieces, for the realisation of stepped slopes, loading classes up to F 900 **)

Article	Length (mm)	Height (mm)	Height 2 (mm)	EAN-Code	kg/unit	unit/pallet	MG
MEADRAIN EN 2000-10 channel for step slope with 5% slope **)	1000	280	330	010157545	39,00	9	MD
MEADRAIN EN 2010-20 channel for step slope with 5% slope **)	1000	330	380	010157547	43,48	9	MD

MEADRAIN EN AND ENF 2000 ACCESSORIES

General Building Authority Approval Z- 74.4- 28

MEADRAIN EN 2000 Gully **)

Article	Length (mm)	Height (mm)	EAN-Code	kg/unit	unit/pallet	MG
MEADRAIN EN 2000 SK-OT Gully upper part open on both sides for low constructive height **)	500	430	010157549	25,52	12	MD
MEA SK-ZT Gully intermediate part made of polymer concrete for a height extension	524	375	010154709	23,31	12	MD
MEA SK-UT short Gully lower part, with integrated drain outlet \varnothing 160 mm	524	335	010154726	25,16	4	MD
MEA SK-UT short Gully lower part, with integrated drain outlet \varnothing 200 mm	524	335	010154728	27,00	4	MD
MEADRAIN EN/DM 2000 galv. sediment bucket for gully	-	-	010154717	3,89	1	MD

MEADRAIN ENF 2000 End caps for shallow channel

Article	Material	Height (mm)	EAN-Code	kg/unit	unit/pallet	MG
MEADRAIN ENF 2000.SE End cap for shallow channel start/end *)	Polymer concrete	100	010154617	1,13	230	MD
MEADRAIN ENF 2000.0/220.E End cap with HD-PE connector \varnothing 160 mm for channel end, suitable for shallow channel EN 2000.0/220 *)	Polymer concrete	220	010157287	2,45	1	MD

MEADRAIN EN AND ENF 2000 ACCESSORIES

General Building Authority Approval Z- 74.4- 28

MEADRAIN EN 2000 End caps

Article	Material	Height (mm)	EAN-Code	kg/unit	unit/pallet	MG
MEADRAIN EN 2000.SE End cap for the beginning and end of the channel, suitable for all heights	Polymer concrete	380	010153551	2,89	50	MD
MEADRAIN EN 2000.E End cap for the end of the channel with HD-PE connector Ø 160 mm, suitable for channel EN 2000	Polymer concrete	285	010153553	3,27	18	MD
MEADRAIN EN 2010.E End cap for the end of the channel with HD-PE connector Ø 160 mm, suitable for channel EN 2010 *)	Polymer concrete	335	010153555	3,81	15	MD
MEADRAIN EN 2020.E End cap for the end of the channel with HD-PE connector Ø 160 mm, suitable for channel EN 2020 *)	Polymer concrete	385	010153557	4,50	1	MD
MEADRAIN EN 2000.RWH End cap for changing the direction of flow- strand peak for all channels *)	Polymer concrete	-	010153559	5,50	1	MD

Polymer concrete

Jointing compounds for STANDARD applications ***)

Article	Material	EAN-Code	kg/unit	unit/pallet	MG
SABA MS Floor GREY sealant 600 ml in a bag, stable ***)	MS-polymer-basis	010152708	0,88	1	PG
SABA Primer 9102 for undercoat, 1 liter	Silane-basis	010155803	0,92	1	PG
Joint Cleaner solvent 48, 1 liter, Cleaner for adhesive flanks	-	010155807	0,84	1	PG
Dispensing gun for 600 ml bags	-	010152707	0,63	1	PG

Concrete

Metal

Rainwater treatment

Door mat

> **NOTE** The detailed explanation of the footnotes can be found on page 436.

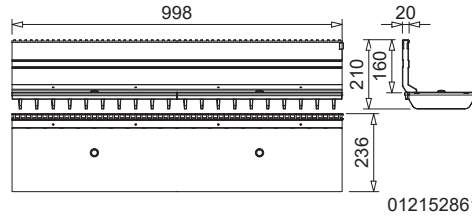
MEADRAIN EN DRAINAGE SYSTEM | CW 200

A 15 B 125 C 250 D 400** E 600** F 900**

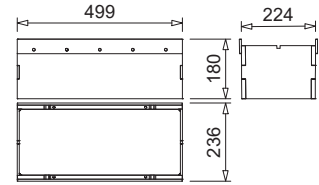
MEA TSH 200 TOPSLOT



MEA TSH 200 TOPSLOT, lateral with inspection element




012152861




012152874

MEA EN 200 PROFIX CHANNEL COVERS




Ductile iron longitudinal bar grating



Ductile iron slotted grating



Ductile iron solid cover



Ductile iron grating WAVE

MEA TSH 200 TOPSLOT

MEA TSH 200 TOPSLOT suitable for channel systems **MEARIN PLUS/EXPERT 2000**, **MEADRAIN SV/SE/SG 2000**, **MEADRAIN SVF/SEF 2000** and **MEADRAIN EN 2000**. Covers all ranges of applications. Loading classes A 15 to E 600** according to EN 1433. Load capacity according to specification, when installed according to the MEA installation instructions.

MEA TSH 200 TOPSLOT lateral, neck height 160 mm, loading class E 600 **)

Article	Material	Length (mm)	Inl. sect. area Ø cm ² /m above	EAN-Code	kg/unit	unit/pallet	MG
MEA TSH 200.0 / 160 TOPSLOT-E 600-Galv.steel-1 m-lateral incl. 2 ductile iron grates **)	Galv. steel, Ductile iron	1000	96	012152861	21,40	1	GR
MEA TSH 200.1 / 160 TOPSLOT-E 600-Galv.steel-0.5 m-lateral incl. ductile iron grating **)	Galv. steel, Ductile iron	500	96	012152863	10,70	1	GR
MEA TSH 200.R / 160 Galv.steel Inspection element upper part E 600-0.5 m, additional grating necessary *)**)	Galv. steel	500	-	012152874	19,90	1	GR
MEA TSH 200.0 / 160 TOPSLOT-E 600-Stainl.steel-1 m-lateral incl. 2 ductile iron grates **)	Stainl. steel, Ductile iron	1000	96	012152867	21,40	1	GR
MEA TSH 200.1 / 160 TOPSLOT-E 600-Stainl.steel-0.5 m-lateral incl. ductile iron grating **)	Stainl. steel, Ductile iron	500	96	012152869	10,70	1	GR
MEA TSH 200.R / 160 Stainl.steel Inspection element upper part E 600-0.5 m, additional grating necessary *)**)	Stainl. steel	500	-	012152876	19,90	1	GR

MEA TSH 200 TOPSLOT ACCESSORIES

MEA TSH TOPSLOT end caps

Article	Material	Height (mm)	EAN-Code	kg/unit	unit/pallet	MG
MEA TSH.SE End cap made of galvanised steel	Galv. steel	156	012159030	0,03	1	GR
MEA TSH.SE End cap made of stainless-steel *)	Stainl. steel	156	012159031	0,03	1	GR

MEA TSH TOPSLOT accessories

Article	Material	EAN-Code	kg/unit	unit/pallet	MG
MEA TSH Construction cover-S, 1 m for TOPSLOT *)	Galv. steel	010159893	0,29	1	GR
MEA TSH Construction cover-R, 0.5 m for revision attachment *)	Galv. steel	010159895	0,16	1	GR
MEA TSH plastic caps for Inspection element upper part-thread for replacement delivery	PP	010152866	0,01	1	GR
MEA TSH quick connector for grating for replacement delivery	PP	010152900	0,01	1	GR
MEA TSH assembly tool- 2 items necessary	Galv. steel	010152858	0,19	1	GR

> **NOTE** The detailed explanation of the footnotes can be found on page 436.

MEA 200 CHANNEL COVERS FOR MEA TSH 200 GULLIES

Exclusively for **MEA TSH 200 inspection element upper part**, bolttable, total width of the gratings 222 mm. Loading classes A 15 to E 600** according to EN 1433.

MEA EN 200 Cover for MEA TSH 200 inspection element upper part, 4-fold bolttable, loading classes up to E 600 **)

Article	Material	Length (mm)	Inl. sect. area Ø cm ² /m above	EAN-Code	kg/unit	unit/pallet	MG
MEA EN 200 Ductile iron slotted grating-D 400-0.5 m 18/96 bolt fixing required *)**)(****)	Ductile iron	500	962	010154236	7,27	54	MD
MEA EN 200 Ductile iron slotted grating-E 600-0.5 m 18/96 bolt fixing required *)**)(****)	Ductile iron	500	962	010154124	8,57	96	MD
MEA TSH 150/200/300 Grating locking bolt with washer for inspection element, 4 pieces/grating will be needed *)	Stainl. steel	-	-	010153104	0,02	1	GR

MEA EN 200 PROFIX CHANNEL COVERS

With non-bolted PROFIX channel cover securement. Suitable for the system **MEADRAIN EN 2000**. For drainage channel body and gully, total width of the gratings 222 mm. Loading classes C 250 to F 900** according to EN 1433.

MEA EN 200 Channel covers, loading class C 250 with non-bolted PROFIX channel cover securement

Article	Material	Length (mm)	Inl. sect. area Ø cm ² /m above	EAN-Code	kg/unit	unit/pallet	MG
MEA EN 200 Ductile iron slotted grating-C 250-0.5 m 18/95 PX *)**)(****)	Ductile iron	500	1077	010153561	6,84	54	MD

MEA EN 200 Channel covers, loading class D 400 with non-bolted PROFIX channel cover securement **)

Article	Material	Length (mm)	Inl. sect. area Ø cm ² /m above	EAN-Code	kg/unit	unit/pallet	MG
MEA EN 200 Ductile iron slotted grating-D 400-0.5 m 18/95 PX *)**)(****)	Ductile iron	500	1077	010153563	7,19	54	MD
MEA EN 200 Ductile iron solid cover-D 400-0.5 m PX *)**)(****)	Ductile iron	500	-	010153567	8,69	54	MD

> **NOTE** The detailed explanation of the footnotes can be found on page 436.

MEA EN 200 PROFIX CHANNEL COVERS

With non-bolted PROFIX channel cover securement. Suitable for the system **MEADRAIN EN 2000**. For drainage channel body and gully, total width of the gratings 222 mm. Loading classes C 250 to F 900** according to EN 1433.

MEA EN 200 Channel covers, loading class E 600 with non-bolted PROFIX channel cover securement **)

Article	Material	Length (mm)	Inl. sect. area Ø cm ² /m above	EAN-Code	kg/unit	unit/pallet	MG
MEA EN 200 Ductile iron slotted grating-E 600-0.5 m 18/96 PX *)***)****)	Ductile iron	500	1077	010154126	8,60	54	MD
MEA EN 200 Ductile iron longitudinal bar grating-E 600-0.5 m 34/7.7 PX, heelguard ^{20) *)***)****)}	Ductile iron	500	680	010152549	10,68	54	MD
MEA EN 200 Ductile iron WAVE grating-E 600-0.5 m 19/24 PX *)***)****)	Ductile iron	500	1004	010153565	10,26	54	MD

MEA EN 200 Channel covers, loading class F 900 with non-bolted PROFIX channel cover securement **)

Article	Material	Length (mm)	Inl. sect. area Ø cm ² /m above	EAN-Code	kg/unit	unit/pallet	MG
MEA EN 200 Ductile iron slotted grating-F 900-0.5 m 17/94 PX *)***)****)	Ductile iron	500	1016	010154239	11,40	54	MD
MEA EN 200 Ductile iron longitudinal bar grating-F 900-0.5 m 29/7.7 PX, heelguard ^{20) *)***)****)}	Ductile iron	500	680	010152568	12,81	54	MD

Grid hook

Article	Material	EAN-Code	kg/unit	unit/pallet	MG
MEADRAIN/MEARIN Grid hook	Galv. steel	010152115	0,23	1	GR

> **NOTE** The detailed explanation of the footnotes can be found on page 436.

MEA EN 200 4-FOLD BOLTED CHANNEL COVERS

Suitable for the system **MEADRAIN EN 2000**, grating protection optionally available. For drainage channel body and gully, total width of the grates 222 mm. Loading classes C 250 to F 900** according to EN 1433.

MEA EN 200 Channel covers, loading class C 250, 4-fold bolted

Article	Material	Length (mm)	Inl. sect. area Ø cm ² /m above	EAN-Code	kg/unit	unit/pallet	MG
MEA EN 200 Ductile iron slotted grate-C 250-0.5 m 18/96 bolt fixing required *)**)(****)	Ductile iron	500	1059	010154238	5,45	54	MD

MEA EN 200 Channel covers, loading class D 400, 4-fold bolted **)

Article	Material	Length (mm)	Inl. sect. area Ø cm ² /m above	EAN-Code	kg/unit	unit/pallet	MG
MEA EN 200 Ductile iron slotted grating-D 400-0.5 m 18/96 bolt fixing required *)**)(****)	Ductile iron	500	962	010154236	7,27	54	MD

MEA EN 200 Channel covers, loading class E 600, 4-fold bolted **)

Article	Material	Length (mm)	Inl. sect. area Ø cm ² /m above	EAN-Code	kg/unit	unit/pallet	MG
MEA EN 200 Ductile iron slotted grating-E 600-0.5 m 18/96 bolt fixing required *)**)(****)	Ductile iron	500	962	010154124	8,57	96	MD

MEA EN 200 Channel covers, loading class F 900, 4-fold bolted **)

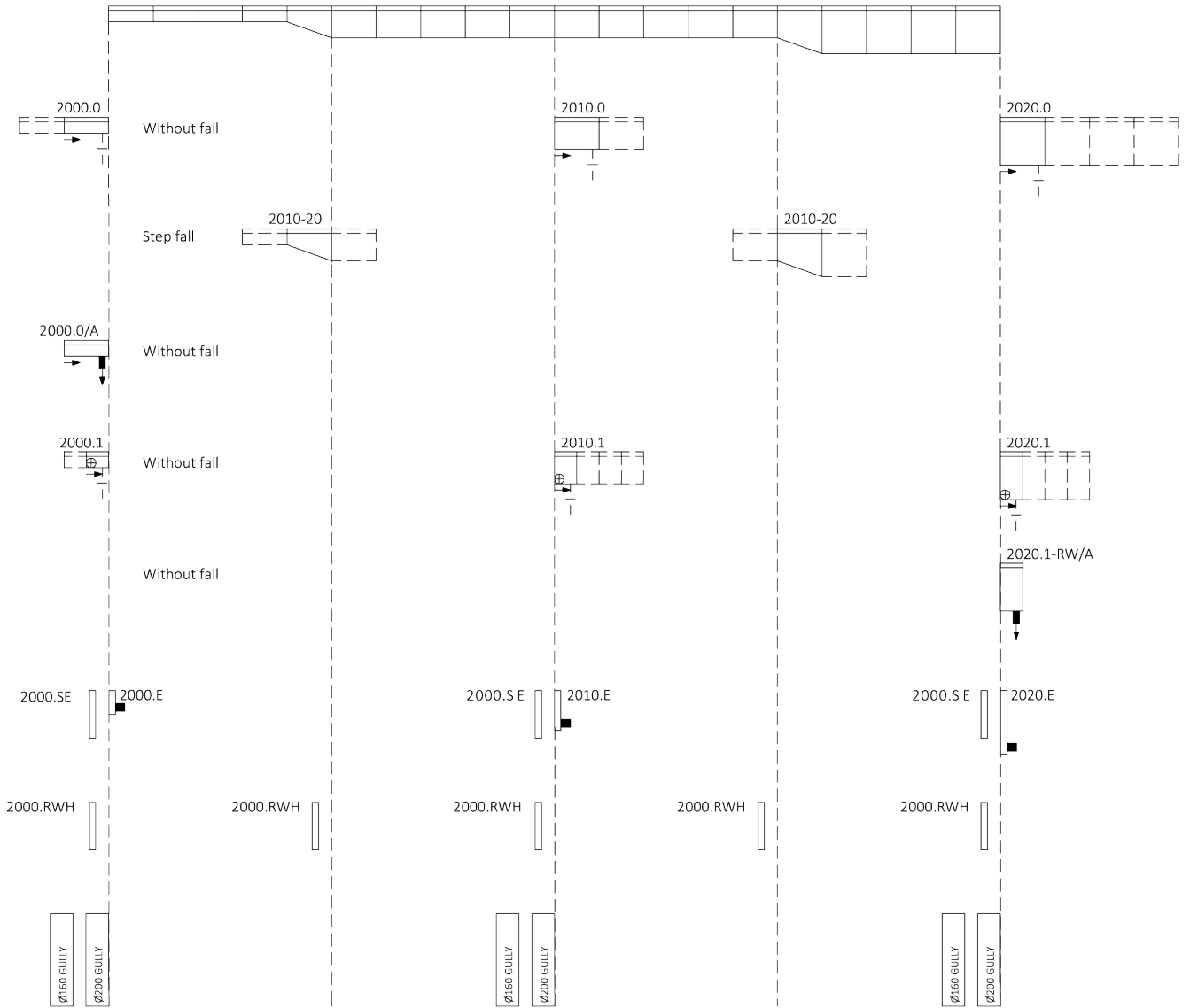
Article	Material	Length (mm)	Inl. sect. area Ø cm ² /m above	EAN-Code	kg/unit	unit/pallet	MG
MEA EN 200 Ductile iron slotted grating-F 900-0.5 m 17/94 bolt fixing required *)**)(****)	Ductile iron	500	960	010154237	11,20	80	MD

Grating fixing mechanism

Article	Material	EAN-Code	kg/unit	unit/pallet	MG
MEADRAIN EN Galv.steel grating locking mechanism for all grating widths, 4 pieces/grating with 20NM torque will be needed	Galv. steel	010153096	0,02	1	MD
MEADRAIN EN Stainl.steel grating locking mechanism for all grating widths, 4 pieces/grating with 20NM torque will be needed *)	Stainl. steel	010153098	0,02	1	MD

> **NOTE** The detailed explanation of the footnotes can be found on page 436.

MEADRAIN EN 2000 according to DIN EN1433



Polymer concrete

Concrete

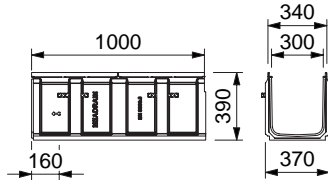
Metal

Rainwater treatment

Door mat

- ⊥ = Connection option for vertical drain
- ▬ = With tight formed-in drain outlet
- ⊕ = Connection option for corner-, t- and cross- connections
- = Flow direction
- ▬ = Closed end cap for channel start and end
- ▬ = End cap with outlet for channel end
- ▬^{RWH} = Plate for change of flow direction - strand peak for channel
- ▬^{RWT} = Plate for change of flow direction - strand low point for channel

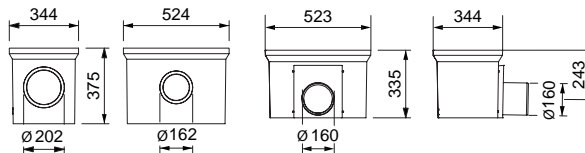
MEADRAIN EN 3000 DRAINAGE SYSTEM



010153571

MEADRAIN EN 3000 drainage channel

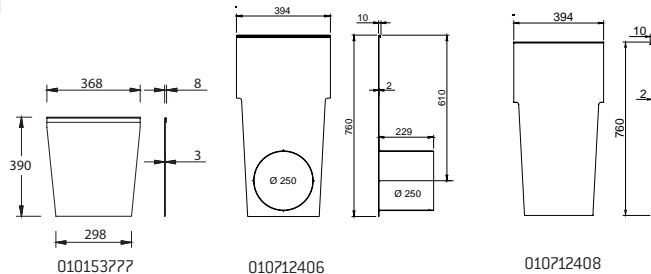
MEADRAIN EN 3000 ACCESSORIES



010154709

010154726

MEA SK-ZT , MEA SK-UT



010153777

010712406

010712408

MEADRAIN EN 3000/ EN 3020 end caps

MEADRAIN EN 3000 DRAINAGE CHANNEL WITHOUT SLOPE WITH AN INTEGRATED DUCTILE IRON FRAME

Clear width of the drainage channel body 300 mm, total width 370 mm. Suitable for channel covers **MEA EN 300 PROFIX** and **MEA EN 300 4-fold bolted**. For the realisation of water level slopes. Loading classes A 15 to F 900** according to EN 1433. Load capacity according to specification, when installed according to the MEA installation instructions. General Building Authority Approval Z- 74.4- 28

MEADRAIN EN 3000 Complete channel incl. bolted cover, loading classes up to D 400 **)

Article	Length (mm)	Height (mm)	EAN-Code	kg/unit	unit/pallet	MG
MEADRAIN EN 3000 complete channel with ductile iron slotted grating-D 400-bolt fixing required ^{6) *) **)}	1000	390	010712728	94,16	4	MD

> NOTE The detailed explanation of the footnotes can be found on page 436.

MEADRAIN EN 3000 DRAINAGE CHANNEL WITHOUT SLOPE WITH AN INTEGRATED DUCTILE IRON FRAME

Clear width of the drainage channel body 300 mm, total width 370 mm. Suitable for channel covers **MEA EN 300 PROFIX** and **MEA EN 300 4-fold bolted**. For the realisation of water level slopes. Loading classes A 15 to F 900** according to EN 1433. Load capacity according to specification, when installed according to the MEA installation instructions. General Building Authority Approval Z- 74.4 - 28

MEADRAIN EN 3000 Drainage channel body without slope, loading classes up to F 900 **)

Article	Length (mm)	Height (mm)	EAN-Code	kg/unit	unit/pallet	MG
MEADRAIN EN 3000.0 Drainage channel body 1 m ^{6) **)}	1000	390	010153571	63,10	6	MD
MEADRAIN EN 3000.0/A Drainage channel body with socket \varnothing 200 mm ^{10) **)}	1000	390	010153576	59,94	6	MD
MEADRAIN EN 3000.1 Drainage channel body 0.5 m ^{6) 14) **)}	500	390	010153573	25,93	12	MD
MEADRAIN EN 3000.1 RWA Drainage channel body for change of drain direction 0.5 m ^{10) 14) 15) **)}	500	390	010153575	27,80	1	MD
MEADRAIN EN 3020.0 Drainage channel body 1 m ^{6) **)}	1000	490	010153591	70,11	10	MD
MEADRAIN EN 3020.1 Drainage channel body 0.5 m ^{6) 14) **)}	500	490	010153593	30,52	8	MD

MEADRAIN EN 3000 ACCESSORIES

MEADRAIN EN 3000 Gully **)

Article	Length (mm)	Height (mm)	EAN-Code	kg/unit	unit/pallet	MG
MEADRAIN EN 3000 / EN 3020 SK-OT Gully upper part **)	500	540	010153577	38,50	8	MD
MEA SK-ZT Gully intermediate part made of polymer concrete for a height extension	524	375	010154709	23,31	12	MD
MEA SK-UT short Gully lower part, with integrated drain outlet \varnothing 160 mm	524	335	010154726	25,16	4	MD
MEA SK-UT short Gully lower part, with integrated drain outlet \varnothing 200 mm	524	335	010154728	27,00	4	MD
MEA Gully plastic sediment bucket-short for gully with upper and lower part	-	-	010154714	1,90	60	MD
MEA Gully plastic sediment bucket-long for gully with upper, intermediate and lower part ¹⁾	-	-	010154718	2,50	40	MD

MEADRAIN EN 3000 End caps


Article	Material	Height (mm)	EAN-Code	kg/unit	unit/pallet	MG
MEADRAIN EN 3000 / EN 3020.SE End cap for channel start/end	Polymer concrete	369	010153579	5,40	1	MD
MEADRAIN EN 3000.E End cap with HD-PE connector \varnothing 200 mm for channel end	Polymer concrete	390	010153581	5,30	1	MD
MEADRAIN EN 3000.RWH End cap for changing the direction of flow- strand peak	Polymer concrete	-	010153583	5,40	1	MD

Jointing compounds for STANDARD applications ***)

Article	Material	EAN-Code	kg/unit	unit/pallet	MG
SABA MS Floor GREY sealant 600 ml in a bag, stable ***)	MS-polymer-basis	010152708	0,88	1	PG
SABA Primer 9102 for undercoat, 1 liter	Silane-basis	010155803	0,92	1	PG
Joint Cleaner solvent 48, 1 liter, Cleaner for adhesive flanks	-	010155807	0,84	1	PG
Dispensing gun for 600 ml bags	-	010152707	0,63	1	PG

> **NOTE** The detailed explanation of the footnotes can be found on page 436.

MEA EN 300 PROFIX CHANNEL COVERS



Ductile iron longitudinal bar grating



Ductile iron slotted grating
(4-fold bolted)

MEA EN 300 PROFIX CHANNEL COVERS

With non-bolted PROFIX channel cover securement. Suitable for the system **MEADRAIN EN 3000**. With longitudinal shift protection. For drainage channel body and gully, total width of grates 346 mm. Loading classes C 250 to F 900** according to EN 1433.

MEA EN 300 Channel covers, loading class C 250 with non-bolted PROFIX channel cover securement

Article	Material	Length (mm)	Inl. sect. area Ø cm ² /m above	EAN-Code	kg/unit	unit/pallet	MG
MEA EN 300 Ductile iron slotted grating-C 250-0.5 m 18/143 PX *)****)	Ductile iron	500	-	010153585	13,84	30	MD

MEA EN 300 Channel covers, loading class D 400 with non-bolted PROFIX channel cover securement **)

Article	Material	Length (mm)	Inl. sect. area Ø cm ² /m above	EAN-Code	kg/unit	unit/pallet	MG
MEA EN 300 Ductile iron slotted grating-D 400-0.5 m 18/143 PX *)***)****)	Ductile iron	500	-	010153589	19,32	30	MD
MEA EN 300 Ductile iron solid cover-D 400-0.5 m PX *)***)****)	Ductile iron	500	-	010153587	18,54	30	MD

MEA EN 300 Channel covers, loading class F 900 with non-bolted PROFIX channel cover securement **)

Article	Material	Length (mm)	Inl. sect. area Ø cm ² /m above	EAN-Code	kg/unit	unit/pallet	MG
MEA EN 300 Ductile iron slotted grating-F 900-0.5 m 16/143 PX *)***)****)	Ductile iron	500	-	010154855	24,80	30	MD

> NOTE The detailed explanation of the footnotes can be found on page 436.

MEA EN 300 4-FOLD BOLTED CHANNEL COVERS

With 4-fold bolted channel securement. Suitable for the system **MEADRAIN EN 3000**. For drainage channel body and gully, total width of the grates 322 mm. Loading classes C 250 to F 900** according to EN 1433.

MEA EN 300 Channel covers, loading class C 250, 4-fold bolted

Article	Material	Length (mm)	Inl. sect. area Ø cm ² /m above	EAN-Code	kg/unit	unit/pallet	MG
MEA EN 300 ductile iron slotted grating-C 250-0.5 m 16/145 bolt fixing required ^{*)***)****)}	Ductile iron	500	1444	010154848	11,00	54	MD

MEA EN 300 Channel covers, loading class D 400, 4-fold bolted ^{**)*)}

Article	Material	Length (mm)	Inl. sect. area Ø cm ² /m above	EAN-Code	kg/unit	unit/pallet	MG
MEA 300 Ductile iron slotted grating-D 400-0.5 m 18/143 bolt fixing required ^{*)***)****)}	Ductile iron	500	-	010154849	16,09	54	MD

MEA EN 300 Channel covers, loading class E 600, 4-fold bolted ^{**)*)}

Article	Material	Length (mm)	Inl. sect. area Ø cm ² /m above	EAN-Code	kg/unit	unit/pallet	MG
MEA EN 300 Ductile iron slotted grating-E 600-0.5 m 18/144 bolt fixing required ^{*)***)****)}	Ductile iron	500	1620	010154865	19,10	48	MD

MEA EN 300 Channel covers, loading class F 900, 4-fold bolted ^{**)*)}

Article	Material	Length (mm)	Inl. sect. area Ø cm ² /m above	EAN-Code	kg/unit	unit/pallet	MG
MEA 300 Ductile iron slotted grating-F 900-0.5 m 16/145 bolt fixing required ^{*)***)****)}	Ductile iron	500	-	010154853	25,00	30	MD

Grid hook

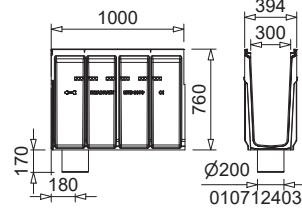
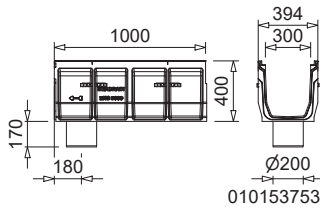
Article	Material	EAN-Code	kg/unit	unit/pallet	MG
MEADRAIN/MEARIN Grid hook	Galv. steel	010152115	0,23	1	GR

> **NOTE** The detailed explanation of the footnotes can be found on page 436.

MEADRAIN EN DRAINAGE SYSTEM | CW 300

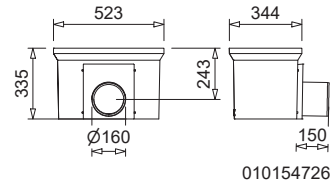
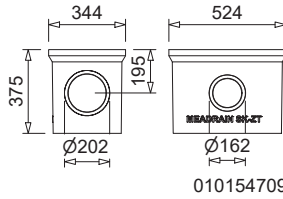
A 15 B 125 C 250 D 400** E 600** F 900**

MEADRAIN ENS 3000 / ENS 3070 DRAINAGE SYSTEM

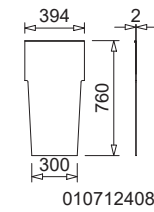
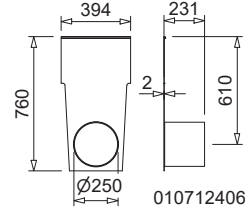
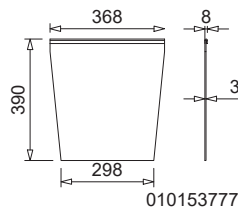


MEADRAIN ENS 3000/ENS 3070 drainage channels

MEADRAIN ENS 3000/ENS 3070 ACCESSOIRES




MEA SK-ZT, MEA SK-UT short



MEADRAIN ENS 3000/ENS 3070 End caps

MEA ENS 300 PROFIX/4-FOLD BOLTED CHANNEL COVERS



Ductile iron longitudinal bar grating



Ductile iron grating (4-fold bolted)

MEADRAIN ENS 3000 AND ENS 3070 POLYMER CONCRETE DRAINAGE CHANNEL WITHOUT SLOPE WITH AN INTEGRATED DUCTILE IRON FRAME AND SEALING JOINT ACCORDING TO EN 1433

Clear width of the drainage channel body 300 mm, total width 394 mm. Suitable for channel covers **MEA ENS 300 PROFIX** and **MEA ENS 300 4-fold boltable**. For the realisation of water level slopes. Loading classes A 15 to F 900** according to EN 1433. Load capacity according to specification, when installed according to the MEA installation instructions. General Building Authority Approval Z- 74.4- 28

MEADRAIN ENS 3000 Drainage channel body without slope, loading classes up to F 900 **)

Article	Length (mm)	Height (mm)	EAN-Code	kg/unit	unit/pallet	MG
MEADRAIN ENS 3000.0 Drainage channel body ^{6) **)}	1000	400	010153751	67,07	6	MD
MEADRAIN ENS 3000.0/A Drainage channel body with tight formed-in flanged drain outlet \varnothing 200 mm ^{10) *) **)}	1000	400	010153753	67,00	6	MD
MEADRAIN ENS 3000.1 Drainage channel body ^{6) *) **)}	500	400	010153755	33,41	12	MD

Polymer concrete

MEADRAIN ENS 3070 Drainage channel body without slope, loading classes up to F 900 **)

Article	Length (mm)	Height (mm)	EAN-Code	kg/unit	unit/pallet	MG
MEADRAIN ENS 3070.0 Drainage channel body ^{6) *) **)}	1000	760	010712401	110,00	3	MD
MEADRAIN ENS 3070.0/A Drainage channel with tight formed-in flanged drain outlet \varnothing 200 mm ^{10) *) **)}	1000	760	010712403	109,30	3	MD
MEADRAIN ENS 3070.1 Drainage channel body ^{6) *) **)}	500	760	010712399	51,00	6	MD

Concrete

MEADRAIN ENS 3000 AND ENS 3070 ACCESSORIES

General Building Authority Approval Z- 74.4- 28

MEADRAIN ENS 3000 Gully**)

Article	Length (mm)	Height (mm)	EAN-Code	kg/unit	unit/pallet	MG
MEADRAIN ENS 3000.SK-OT Gully upper part only for connection to ENS 3000, not suitable for ENS 3070 channels ^{*)}	500	550	010153773	60,30	8	MD
MEA SK-ZT Gully intermediate part made of polymer concrete for a height extension	524	375	010154709	23,31	12	MD
MEA SK-UT short Gully lower part, with integrated drain outlet \varnothing 160 mm	524	335	010154726	25,16	4	MD
MEA SK-UT short Gully lower part, with integrated drain outlet \varnothing 200 mm	524	335	010154728	27,00	4	MD
MEA Gully plastic sediment bucket-short for gully with upper and lower part	-	-	010154714	1,90	60	MD
MEA Gully plastic sediment bucket-long for gully with upper, intermediate and lower part ^{*)}	-	-	010154718	2,50	40	MD

Metal

Rainwater treatment

> **NOTE** The detailed explanation of the footnotes can be found on page 436.

Door mat

MEADRAIN ENS 3000 AND ENS 3070 ACCESSORIES

General Building Authority Approval Z- 74.4- 28

MEADRAIN ENS 3000 End cap

Article	Material	Height (mm)	EAN-Code	kg/unit	unit/pallet	MG
MEADRAIN ENS 3000.SE End cap for channel start/end	Galv. steel	390	010153777	3,24	1	MD

MEADRAIN ENS 3070 End caps

Article	Material	Height (mm)	EAN-Code	kg/unit	unit/pallet	MG
MEADRAIN ENS 3070.SE End cap for channel start/end ^{*)}	Galv. steel	760	010712408	6,75	1	MD
MEADRAIN ENS 3070.E End cap for the end of the channel with HD-PE connector Ø 250 mm, suitable for channel ENS 3070 ^{*)}	Galv. steel	760	010712406	4,20	1	MD

Jointing compounds for STANDARD applications ***)

Article	Material	EAN-Code	kg/unit	unit/pallet	MG
SABA MS Floor GREY sealant 600 ml in a bag, stable ****)	MS-polymer-basis	010152708	0,88	1	PG
SABA Primer 9102 for undercoat, 1 liter	Silane-basis	010155803	0,92	1	PG
Joint Cleaner solvent 48, 1 liter, Cleaner for adhesive flanks	-	010155807	0,84	1	PG
Dispensing gun for 600 ml bags	-	010152707	0,63	1	PG

> **NOTE** The detailed explanation of the footnotes can be found on page 436.

MEA ENS 300 PROFIX CHANNEL COVERS

With non-bolted PROFIX channel cover securement. Suitable for the systems **MEADRAIN ENS 3000** and **MEADRAIN ENS 3070**. With longitudinal shift protection. For drainage channel body and gully, total width of grates 346 mm. Loading class E 600** according to EN 1433.

MEA ENS 300 Channel covers, loading class E 600 with non-bolted PROFIX channel securement **)

Article	Material	Length (mm)	Inl. sect. area Ø cm ² /m above	EAN-Code	kg/unit	unit/pallet	MG
MEA ENS 300 Ductile iron longitudinal bar grating-E 600-0.5 m 31/7.7 PX, heelguard ^{20) *) ***) *****)}	Ductile iron	500	950	010152551	23,01	204	MD

Grid hook

Article	Material	EAN-Code	kg/unit	unit/pallet	MG
MEADRAIN/MEARIN Grid hook	Galv. steel	010152115	0,23	1	GR

MEA ENS 300 4-FOLD BOLTED CHANNEL COVERS

With 4-fold bolted channel securement. Suitable for the systems **MEADRAIN ENS 3000** and **MEADRAIN ENS 3070**. Loading class F 900** according to EN 1433.

MEA ENS 300 Channel covers, loading class F 900, 4-fold bolted **)

Article	Material	Length (mm)	Inl. sect. area Ø cm ² /m above	EAN-Code	kg/unit	unit/pallet	MG
MEA ENS 300 Ductile iron slotted grating-F 900-0.5 m 30/148 bolt fixing required ^{*) ***) *****)}	Ductile iron	500	1780	010712411	26,85	28	MD
MEA ENS 300 Ductile iron slotted grating-F 900-0.5 m 16/145 bolt fixing required ^{*) ***) *****)}	Ductile iron	500	1400	010710812	26,96	35	MD

Grating fixing mechanism

Article	Material	EAN-Code	kg/unit	unit/pallet	MG
MEADRAIN ENS Grating fixing bolt M 10 + square nut, 4 pieces/grating needed, tightening torque 20 Nm	Galv. steel	010154859	0,07	1	MD

Grid hook

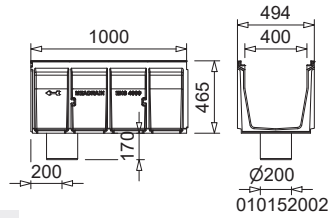

Article	Material	EAN-Code	kg/unit	unit/pallet	MG
MEADRAIN/MEARIN Grid hook	Galv. steel	010152115	0,23	1	GR

> **NOTE** The detailed explanation of the footnotes can be found on page 436.

MEADRAIN EN DRAINAGE SYSTEM | CW 400

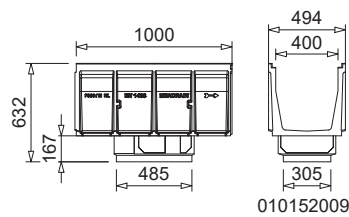
A 15 B 125 C 250 D 400** E 600** F 900**

MEADRAIN ENS 4000 DRAINAGE CHANNEL

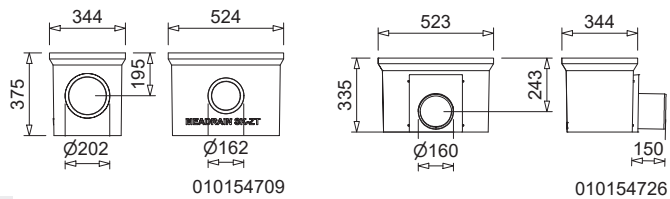


MEADRAIN ENS 4000 channel body

MEADRAIN ENS 4000 ACCESSORIES



MEADRAIN ENS 4000.SK-OT



MEA SK-ZT gully intermediate
MEA SK-UT short gully lower part

MEA ENS 400 4-FOLD BOLTED CHANNEL COVERS



Ductile iron slotted grating



Ductile iron solid cover

MEADRAIN ENS 4000 POLYMER CONCRETE DRAINAGE CHANNEL WITHOUT SLOPE WITH AN INTEGRATED DUCTILE IRON FRAME AND SEALING JOINT ACCORDING TO EN 1433

Clear width of the drainage channel body 400 mm, total width 494 mm. Suitable for channel covers **MEA ENS 400 4-fold boltable**. For the realisation of water level slopes. Loading classes A 15 to F 900** according to EN 1433. Load capacity according to specification, when installed according to the MEA installation instructions. General Building Authority Approval Z- 74.4- 28

MEADRAIN ENS 4000 Complete channel incl. bolted cover, loading classes up to E 600 **)

Article	Length (mm)	Height (mm)	EAN-Code	kg/unit	unit/pallet	MG
MEADRAIN ENS 4000.0 Complete drainage channel incl. bolted ductile iron slotted grating-D 400 *)**)	1000	465	010152010	125,21	4	MD
MEADRAIN ENS 4000.0 Complete drainage channel with ductile iron slotted grating-E 600 bolt fixing required *)**)	1000	465	010152004	142,20	4	MD

MEADRAIN ENS 4000 Drainage channel body without slope, Loading classes up to F 900 **)

Article	Length (mm)	Height (mm)	EAN-Code	kg/unit	unit/pallet	MG
MEADRAIN ENS 4000.0 Drainage channel body ⁶⁾ **)*)	1000	465	010152001	72,40	4	MD
MEADRAIN ENS 4000.0/A Drainage channel body with tight formed-in flanged drain outlet Ø 200 mm ^{10) *)**)}	1000	465	010152002	68,00	4	MD
MEADRAIN ENS 4000.1 Drainage channel body ⁶⁾ *)**)	500	465	010152003	35,00	8	MD

MEADRAIN ENS 4000 ACCESSORIES

General Building Authority Approval Z- 74.4- 28

MEADRAIN ENS 4000 Gully **)*)

Article	Length (mm)	Height (mm)	EAN-Code	kg/unit	unit/pallet	MG
MEADRAIN ENS 4000.SK-OT Gully upper part *)**)	1000	632	010152009	81,49	2	MD
MEA SK-ZT Gully intermediate part made of polymer concrete for a height extension	524	375	010154709	23,31	12	MD
MEA SK-UT short Gully lower part, with integrated drain outlet Ø 160 mm	524	335	010154726	25,16	4	MD
MEA SK-UT short Gully lower part, with integrated drain outlet Ø 200 mm	524	335	010154728	27,00	4	MD
MEA Gully plastic sediment bucket-short for gully with upper and lower part	-	-	010154714	1,90	60	MD
MEA Gully plastic sediment bucket-long for gully with upper, intermediate and lower part ¹⁾)	-	-	010154718	2,50	40	MD

MEADRAIN ENS 4000 End cap

Article	Material	Height (mm)	EAN-Code	kg/unit	unit/pallet	MG
MEADRAIN ENS 4000.SE End cap for channel start/end	Galv. steel	465	010152005	5,07	1	MD

Jointing compounds for STANDARD applications ***)

Article	Material	EAN-Code	kg/unit	unit/pallet	MG
SABA MS Floor GREY sealant 600 ml in a bag, stable ***)	MS-polymer-basis	010152708	0,88	1	PG
SABA Primer 9102 for undercoat, 1 liter	Silane-basis	010155803	0,92	1	PG
Joint Cleaner solvent 48, 1 liter, Cleaner for adhesive flanks	-	010155807	0,84	1	PG
Dispensing gun for 600 ml bags	-	010152707	0,63	1	PG

> **NOTE** The detailed explanation of the footnotes can be found on page 436.

MEA ENS 400 4-FOLD BOLTED CHANNEL COVERS

With 4-fold bolted channel securement. Suitable for the system **MEADRAIN ENS 4000**. Loading classes E 600 to F 900** according to EN 1433.

MEA ENS 400 Channel covers, loading class D 400, 4-fold bolted **)

Article	Material	Length (mm)	Inl. sect. area Ø cm ² /m above	EAN-Code	kg/unit	unit/pallet	MG
MEA ENS 400 Ductile iron slotted grating-D 400-0.5 m 15/128 bolt fixing required ^{*)**)} *****)	Ductile iron	500	898	010154862	26,20	32	MD

MEA ENS 400 Channel covers, loading class E 600, 4-fold bolted **)

Article	Material	Length (mm)	Inl. sect. area Ø cm ² /m above	EAN-Code	kg/unit	unit/pallet	MG
MEA ENS 400 Ductile iron slotted grating-E 600-0.5 m 15/128 bolt fixing required ^{*)**)} *****)	Ductile iron	500	1780	010154858	36,33	32	MD
MEA ENS 400 Ductile iron solid cover-E 600-0.5 m bolt fixing required ^{*)**)} *****)	Ductile iron	500	-	010154856	37,33	28	MD

MEA ENS 400 Channel covers, loading class F 900, 4-fold bolted **)

Article	Material	Length (mm)	Inl. sect. area Ø cm ² /m above	EAN-Code	kg/unit	unit/pallet	MG
MEA ENS 400 Ductile iron slotted grating-F 900-0.5 m 15/128 bolt fixing required ^{*)**)} *****)	Ductile iron	500	1780	010152017	41,20	24	MD

Grating fixing mechanism


Article	Material	EAN-Code	kg/unit	unit/pallet	MG
MEADRAIN ENS Grating fixing bolt M 10 + square nut, 4 pieces/grating needed, tightening torque 20 Nm	Galv. steel	010154859	0,07	1	MD

Grid hook

Article	Material	EAN-Code	kg/unit	unit/pallet	MG
MEADRAIN/MEARIN Grid hook	Galv. steel	010152115	0,23	1	GR

> **NOTE** The detailed explanation of the footnotes can be found on page 436.

NOTES



Glass-fibre-reinforced composite/
recycled plastic

Polymer concrete

Concrete

Metal

Rainwater treatment


Door mat



KERBSTONE DRAINAGE CHANNEL MEAKERB

As a combination of drainage channel and kerbstone MEAKERB meets both requirements with flying colors. Thanks to side inlets with water drainage system the accruing rainwater is quickly and efficiently drained off.

Due to its elegant form in the upper area, the system also serves as a kerbstone edge and is perfectly suited for the different height requirements of bus stops.



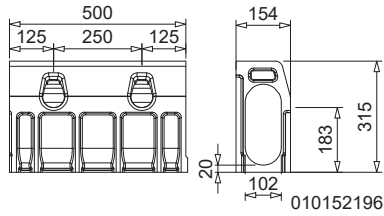
- > Channel-kerbstone combination
- > Loading class D 400

- > Different versions also for bus stops

KERBSTONE CHANNEL MEAKERB

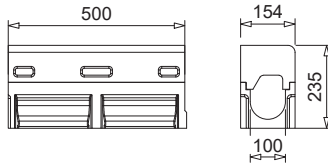
A 15 B 125 C 250 D 400**

MEAKERB ONE-PIECE KERBSTONE CHANNEL COMBINATION



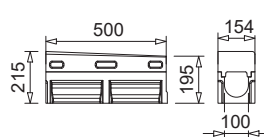
010152196

MEAKERB 320 Kerbstone

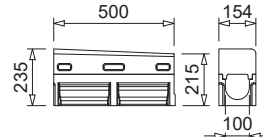


010152197

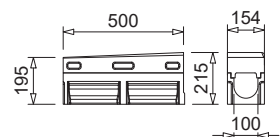
MEAKERB 320 Kerbstone low side panel



010152270

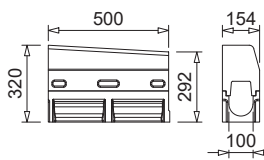


010152272

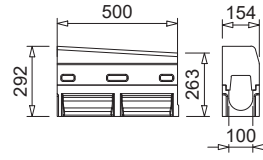


010152274

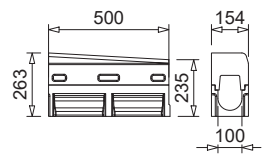
MEAKERB 320 Ramp element „left down“ as connection



010152278



010152280



010152282

MEAKERB 320 Drop left-high element

MEAKERB 320 POLYMER CONCRETE DRAINAGE CHANNEL ONE-PIECE KERBSTONE CHANNEL COMBINATION

Clear width of the channel body 100 mm, total width 154 mm. Loading class D 400** according to EN 1433. Lateral inlet cross section 197 cm²/m. Handicapped accessible slope of the drop below 6%, according to DIN 18040, part 1 and 2.

MEAKERB 320 Kerbstone Standard monolithic according to EN 1433

Article	Length (mm)	Height (mm)	Height 2 (mm)	EAN-Code	kg/unit	unit/pallet	MG
MEAKERB 320 Kerbstone Standard monolithic	500	315	-	010152196	20,51	28	MD

MEAKERB 320 Drops, bus stops and channels for driveways following to EN 1433

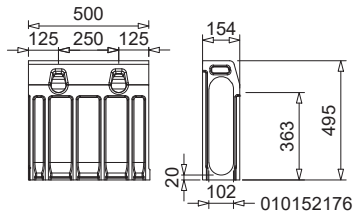
Article	Length (mm)	Height (mm)	Height 2 (mm)	EAN-Code	kg/unit	unit/pallet	MG
MEAKERB 320 CS Lower kerb without inlet opening for the entry area *)	500	235	-	010152197	24,12	42	MD
MEAKERB 320 AP channel element with inspection opening, incl. solid ductile iron cover *)	500	320	-	010152130	27,00	28	MD
MEAKERB 320 CF centre element for threshold-free installation in the entrance area *)	500	195	-	010152143	16,75	42	MD
MEAKERB 320 CFL/L Centre Flush Lowering element-left low- as connection between low shelf CS- and sill-free center elements CF	500	215	195	010152270	21,70	10	MD
MEAKERB 320 CFL/H Centre Flush drop-down element-left high- as connection between low shelf CS- and sill-free center elements CF	500	235	215	010152272	23,20	10	MD
MEAKERB 320 CFR/L Centre Flush drop-down element-right low- as connection between low side CS- and sill-free center elements CF	500	195	215	010152274	21,70	10	MD
MEAKERB 320 CFR/H Centre Flush drop-down element-right high- as connection between low side CS- and sill-free center elements CF	500	215	235	010152276	23,20	10	MD
MEAKERB 320 CP low side panel with inlet opening for the entrance area *)	500	235	-	010152149	24,60	56	MD
MEAKERB 320 BS High kerbstone for level boarding the bus *)	500	375	-	010152066	35,26	28	MD
MEAKERB 320 BL/H Ramp element „left up“ as connection between the ramp Standard and bus boards *)	500	347,5	375	010152068	35,48	1	MD
MEAKERB 320 BL/L Ramp element „left down“ as connection between the ramp Standard and bus boards *)	500	320	347,5	010152070	31,01	1	MD
MEAKERB 320 BR/H Ramp element „right up“ as connection between the ramp Standard and bus boards *)	500	375	347,5	010152072	35,73	1	MD
MEAKERB 320 BR/L Ramp element „right down“ as connection between the ramp Standard and bus boards *)	500	347,5	320	010152074	30,90	1	MD
MEAKERB 320 DL/H Drop left-high element connects standard and low board	500	320	292	010152278	27,50	10	MD
MEAKERB 320 DL/M Drop left-mid element connects standard and low board	500	292	263	010152280	26,00	10	MD
MEAKERB 320 DL/L Drop left low element connects standard and low board	500	263	235	010152282	24,60	10	MD
MEAKERB 320 DR/H Drop right-high element connects standard and low side	500	292	320	010152284	27,40	10	MD
MEAKERB 320 DR/M drop right-mid connects standard and low board	500	263	292	010152286	26,00	10	MD
MEAKERB 320 DR/L Drop right-low element connects standard and low board	500	235	263	010152288	24,60	10	MD

> **NOTE** The detailed explanation of the footnotes can be found on page 436.

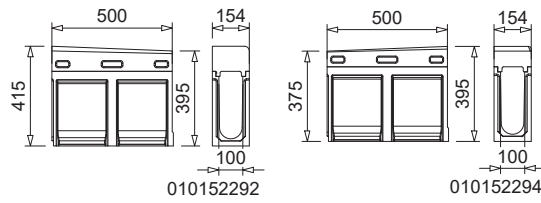

KERBSTONE CHANNEL MEAKERB

A 15 B 125 C 250 D 400**

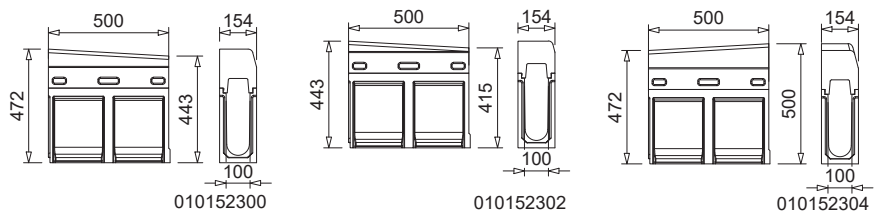
MEAKERB ONE-PIECE KERBSTONE CHANNEL COMBINATION



MEAKERB 500 Kerbstone



MEAKERB 500 Kerbstone
Ramp element right



MEAKERB 500 Kerbstone Drop left

MEAKERB 500 POLYMER CONCRETE DRAINAGE CHANNEL ONE-PIECE KERBSTONE CHANNEL COMBINATION

Clear width of the channel body 100 mm, total width 154 mm. Loading class D 400** according to EN 1433. Lateral inlet cross section 197 cm²/m. Handicapped accessible slope of the drop below 6%, according to DIN 18040, part 1 and 2.

MEAKERB 500 Kerbstone Standard monolithic according to EN 1433

Article	Length (mm)	Height (mm)	Height 2 (mm)	EAN-Code	kg/unit	unit/pallet	MG
MEAKERB 500 standard monolithic kerb stone	500	500	-	010152176	28,35	28	MD

MEAKERB 500

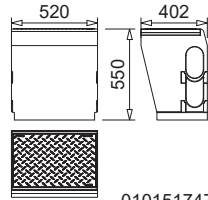
Article	Length (mm)	Height (mm)	Height 2 (mm)	EAN-Code	kg/unit	unit/pallet	MG
MEAKERB 500 CS Low kerb without inlet opening for the entry area	500	415	-	010152198	32,50	28	MD
MEAKERB 500 AP Standard kerb stone with inspection opening, incl. solid ductile iron cover *)	500	500	-	010152142	36,33	10	MD
MEAKERB 500 CF Centre Flush Central element for the threshold-free installation in the entry area	500	375	-	010152161	24,00	1	MD
MEAKERB 500 CFL/L Centre Flush Drop-down element-left low- as connection between low side CS- and sill-free center elements CF	500	395	375	010152290	29,00	1	MD
MEAKERB 500 CFL/H Centre Flush Drop-down element-left high- as connection between low side CS- and sill-free center elements CF	500	415	395	010152292	30,50	1	MD
MEAKERB 500 CFR/L Centre Flush Drop-down element-right low- as connection between low side CS- and sill-free center elements CF	500	375	395	010152294	29,00	1	MD
MEAKERB 500 CFR/H Centre Flush Drop-down element-right high- as connection between low side CS- and sill-free center elements CF	500	395	415	010152296	30,50	1	MD
MEAKERB 500 CP Centre Stone Perforated low kerb element with inlet opening for the entry area	500	415	-	010152167	31,20	28	MD
MEAKERB 500 BS Busstop High kerb stone for the level to board the bus	500	555	-	010152086	42,50	1	MD
MEAKERB 500 BL/H Ramp element left high as a connection between standard and bus kerbs	500	555	527,5	010152088	42,80	1	MD
MEAKERB 500 BL/L Ramp element left low as a connection between standard and bus kerbs	500	527,5	500	010152090	38,30	1	MD
MEAKERB 500 BR/H Ramp element right high as a connection between standard and bus kerbs	500	555	527,5	010152092	42,80	1	MD
MEAKERB 500 BR/L Ramp element right low as a connection between standard and bus kerbs	500	527,5	500	010152094	38,30	1	MD
MEAKERB 500 DL/H Drop left high connects standard and low side	500	500	472	010152298	34,80	1	MD
MEAKERB 500 DL/M Drop left-mid connects standard and low side	500	472	443	010152300	33,40	1	MD
MEAKERB 500 DL/L Drop left low connects standard and low side	500	443	415	010152302	31,90	1	MD
MEAKERB 500 DR/H Drop right-high element connects standard and low side	500	472	500	010152304	34,80	1	MD
MEAKERB 500 DR/M Drop right-mid connects standard and low side	500	443	472	010152307	33,30	1	MD
MEAKERB 500 DR/L Drop Right-Low element connects standard and low side	500	415	443	010152309	31,90	1	MD

> **NOTE** The detailed explanation of the footnotes can be found on page 436.

KERBSTONE CHANNEL MEAKERB

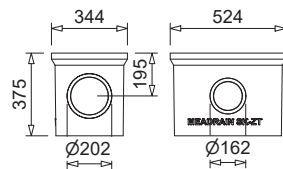
A 15 B 125 C 250 D 400**

ACCESSORIES FOR ONE-PIECE KERBSTONE CHANNEL COMBINATION



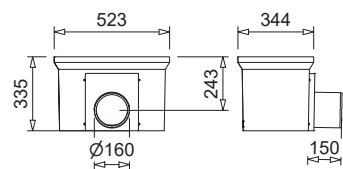
010151747

MEAKERB G-UP gully top part



010154709

MEA SK-ZT Gully intermediate part



010154726

MEA SK-UT short Gully lower part

ACCESSORIES FOR ONE-PIECE KERBSTONE CHANNEL COMBINATION

MEAKERB 320/500 gullies

Article	Length (mm)	Height (mm)	EAN-Code	kg/unit	unit/pallet	MG
MEAKERB G-UP Gully upper part including solid cover *)	520	550	010151747	71,35	4	MD
MEA SK-ZT Gully intermediate part made of polymer concrete for a height extension	524	375	010154709	23,31	12	MD
MEA SK-UT short Gully lower part, with integrated drain outlet \varnothing 160 mm	524	335	010154726	25,16	4	MD
MEA SK-UT short Gully lower part, with integrated drain outlet \varnothing 200 mm	524	335	010154728	27,00	4	MD
MEA Gully plastic sediment bucket-short for gully with upper and lower part	-	-	010154714	1,90	60	MD
MEA Gully plastic sediment bucket-long for gully with upper, intermediate and lower part *)	-	-	010154718	2,50	40	MD
MEAKERB AP Gully upper part including solid ductile iron cover *)	500	210	010151746	20,57	10	MD
MEAKERB 1000.EK UT Silt box lower part with sediment bucket	500	580	010151085	28,00	10	MD

Polymer concrete

MEAKERB 320 End caps

Article	Material	Height (mm)	EAN-Code	kg/unit	unit/pallet	MG
MEAKERB 320.SE End cap for channel start/end	Polymer concrete	320	010152022	0,53	1	MD
MEAKERB 320.R End cap right with connector \varnothing 110 mm	Polymer concrete	320	010152023	3,70	1	MD
MEAKERB 320.L End cap left side with connector \varnothing 110 mm	Polymer concrete	320	010152024	3,61	30	MD

Concrete

MEAKERB 500 End caps

Article	Material	Height (mm)	EAN-Code	kg/unit	unit/pallet	MG
MEAKERB 500.SE Lower end cap for channel start/end	Polymer concrete	500	010152025	6,70	1	MD
MEAKERB 500.R End cap right with an integrated outlet \varnothing 110 mm	Polymer concrete	500	010152026	6,00	1	MD
MEAKERB 500.L End cap left with an integrated outlet \varnothing 110 mm	Polymer concrete	500	010152027	6,00	1	MD

Metal

MEAKERB accessories

Article	Material	EAN-Code	kg/unit	unit/pallet	MG
MEAKERB 320-500.T transition plate, galvanised steel	Galv. steel	010152410	0,20	1	MD
MEAKERB 320/500 Expansion joint disc large *)	Rubber	010151799	0,32	1	MD

Rainwater treatment

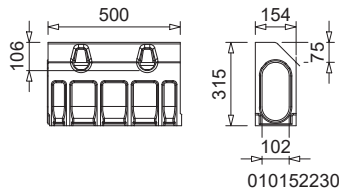
> **NOTE** The detailed explanation of the footnotes can be found on page 436.

Door mat

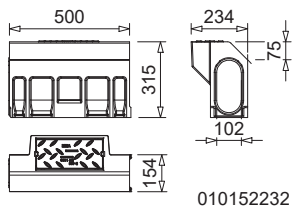
KERBSTONE CHANNEL MEAKERB

A15 B125 C250 D400**

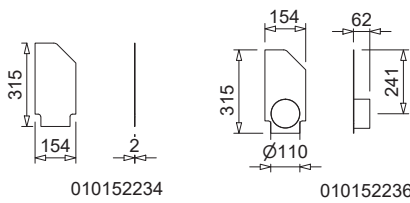

MEAKERB SPLAY 320 ONE-PIECE KERBSTONE CHANNEL COMBINATION



MEAKERB SPLAY 320

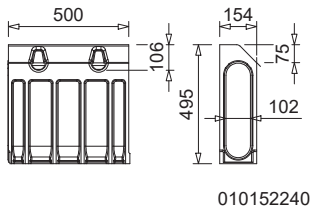


MEAKERB SPLAY 320 inspection element

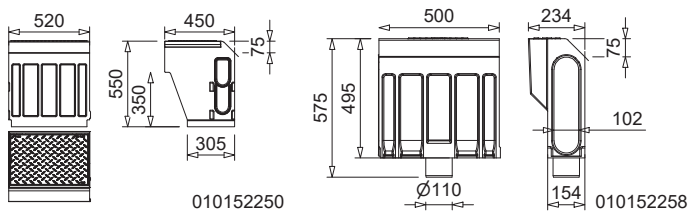


MEAKERB SPLAY 320 end caps

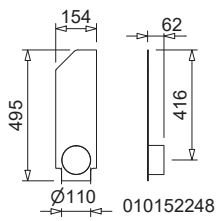
MEAKERB SPLAY 500 ONE-PIECE KERBSTONE CHANNEL COMBINATION



MEAKERB SPLAY 500



MEAKERB SPLAY 500 inspection element



MEAKERB SPLAY 500 end caps

MEAKERB SPLAY POLYMER CONCRETE DRAINAGE CHANNEL ONE-PIECE KERBSTONE CHANNEL COMBINATION

Clear width of the channel body 100 mm, total width 154 mm with 45° bevel, kerb-height above top of pavement 10 cm. Loading class D 400** following to EN 1433.

MEAKERB SPLAY 320 System

Article	Length (mm)	Height (mm)	EAN-Code	kg/unit	unit/pallet	MG
MEAKERB SPLAY 320 kerbstone-channel combination	500	315	010152230	21,10	28	MD
MEAKERB SPLAY 320.AP inspection element incl. cover-0.5 m, connector for back fold-out horizontal outlet Ø 110 mm *)	500	315	010152232	32,50	28	MD
MEAKERB SPLAY 320.AP/A inspection element incl. vertical outlet connection Ø 110 mm and cover-0.5 m, connector for horizontal outlet Ø 110 mm which can be knocked out at the back *)	500	315	010152256	27,00	1	MD

MEAKERB SPLAY 500 System

Article	Length (mm)	Height (mm)	EAN-Code	kg/unit	unit/pallet	MG
MEAKERB SPLAY 500 kerbstone-channel combination	500	495	010152240	27,80	28	MD
MEAKERB SPLAY 500.AP inspection element incl. cover-0.5 m, connector for back fold-out horizontal outlet Ø 110/160 mm *)	500	495	010152242	39,80	28	MD
MEAKERB SPLAY 500.AP/A inspection element incl. vertical outlet connection Ø 110 mm and cover-0.5 m, connector for horizontal outlet Ø 110/160 mm which can be knocked out at the back *)	500	495	010152258	33,70	1	MD

> **NOTE** The detailed explanation of the footnotes can be found on page 436.

ACCESSORIES FOR ONE-PIECE KERBSTONE CHANNEL COMBINATION MEAKERB SPLAY

MEAKERB SPLAY 320/500 Gully

Article	Length (mm)	Height (mm)	EAN-Code	kg/unit	unit/pallet	MG
MEAKERB SPLAY.G Gully upper part suitable for SPLAY 320 and SPLAY 500 incl. ductile iron frame and closed ductile iron cover-D 400-PX ¹⁾	520	550	010152250	53,50	4	MD
MEA SK-ZT Gully intermediate part made of polymer concrete for a height extension	524	375	010154709	23,31	12	MD
MEA SK-UT short Gully lower part, with integrated drain outlet Ø 160 mm	524	335	010154726	25,16	4	MD
MEA SK-UT short Gully lower part, with integrated drain outlet Ø 200 mm	524	335	010154728	27,00	4	MD
MEA Gully plastic sediment bucket-short for gully with upper and lower part	-	-	010154714	1,90	60	MD
MEA Gully plastic sediment bucket-long for gully with upper, intermediate and lower part ¹⁾	-	-	010154718	2,50	40	MD

MEAKERB SPLAY 320 End caps

Article	Material	Height (mm)	EAN-Code	kg/unit	unit/pallet	MG
MEAKERB SPLAY 320.SE end cap closed for channel start/end	Galv. steel	315	010152234	0,10	1	MD
MEAKERB SPLAY 320.E end cap with socket Ø 110 mm left for pipe connection left channel side	Galv. steel	315	010152236	0,80	1	MD
MEAKERB SPLAY 320.E end cap with socket Ø 110 mm right for pipe connection right channel side	Galv. steel	315	010152238	0,80	1	MD

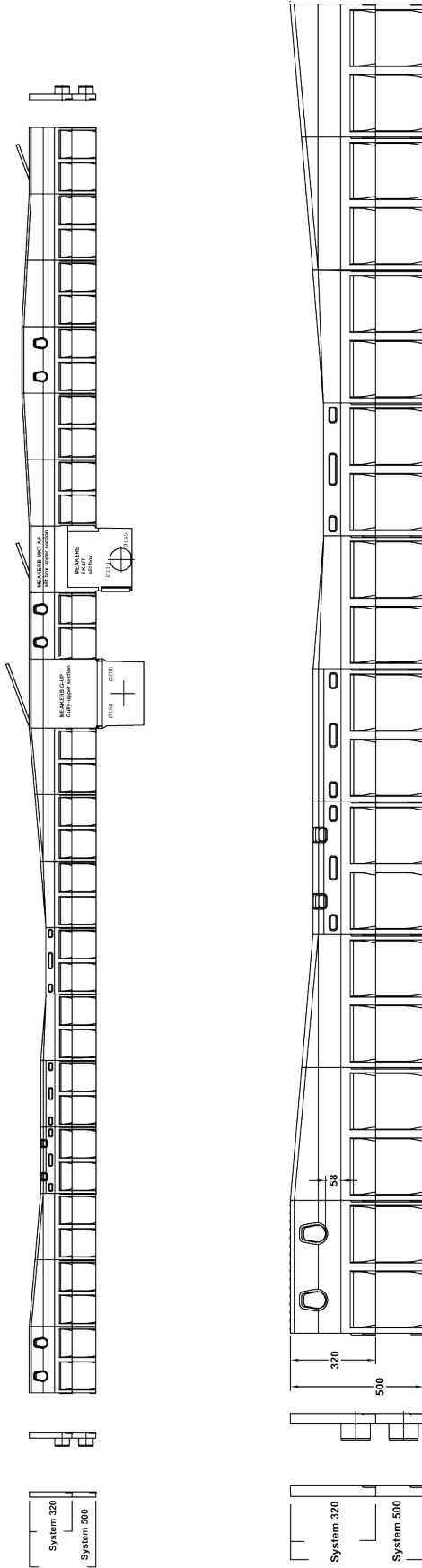
MEAKERB SPLAY 500 End caps

Article	Material	Height (mm)	EAN-Code	kg/unit	unit/pallet	MG
MEAKERB SPLAY 500.SE end cap closed for channel start/end	Galv. steel	495	010152244	1,10	1	MD
MEAKERB SPLAY 500.E end cap with socket Ø 110 mm left for pipe connection left channel side	Galv. steel	495	010152246	1,20	1	MD
MEAKERB SPLAY 500.E end cap with socket Ø 110 mm right for pipe connection right channel side	Galv. steel	495	010152248	1,20	1	MD

> **NOTE** The detailed explanation of the footnotes can be found on page 436.

KERBSTONE CHANNEL MEAKERB

A15 B125 C250 D400**



System 320 EDP-No.	System 500 EDP-No.	MEAKERB SE endcap closed for channel start and end	MEAKERB L endcap left with integrated PVC outlet connector Ø 110 mm	MEAKERB 320 Standard monolithic 0.5m	MEAKERB 320 DLH Drop Left-High 0.5m	MEAKERB 320 DL/L Drop Left-Low 0.5m	MEAKERB 320 CS Centre Stone 0.5m	MEAKERB 320 CFL Centre Flush Left 0.5m	MEAKERB 320 CF Centre Flush Stone 0.5m	MEAKERB 320 CFR Centre Flush Right 0.5m	MEAKERB 320 DR/L Drop Right-Low 0.5m	MEAKERB 320 DR/H Drop Right-High 0.5m
010152022	010152025	010152024	010152027	010152196	010152059	010152081	010152197	010152145	010152143	010152147	010152065	010152063
010152025	010152027	010152196	010152067	010152176	010152167	010152069	010152198	010152163	010152181	010152165	010152073	010152071

System 320 EDP-No.	System 500 EDP-No.	MEAKERB G-UP Gully-upper section	MEAKERB 320 Standard monolithic 0.5m	MEAKERB MKT AP silt box upper section	MEAKERB 320 BL/L BusStop Left-Low 0.5m	MEAKERB 320 BL/H BusStop Left-High 0.5m	MEAKERB 320 BS BusStop Standard 0.5m	MEAKERB 320 BR/L BusStop Right-Low 0.5m	MEAKERB 320 BR/H BusStop Right-High 0.5m	MEAKERB 320 AP Access Point 0.5m	MEAKERB R endcap right with integrated PVC outlet connector Ø 110 mm
010151747+ 010154726 or 010154728 +010154714	010152176	010152196	010151746+ 010151085	010152070	010152068	010152088	010152066	010152074	010152072	010152130	010152023
010151747+ 010154726 or 010154728 +010154714	010152176	010152196	010151746+ 010151085	010152090	010152088	010152088	010152066	010152094	010152092	010152142	010152026

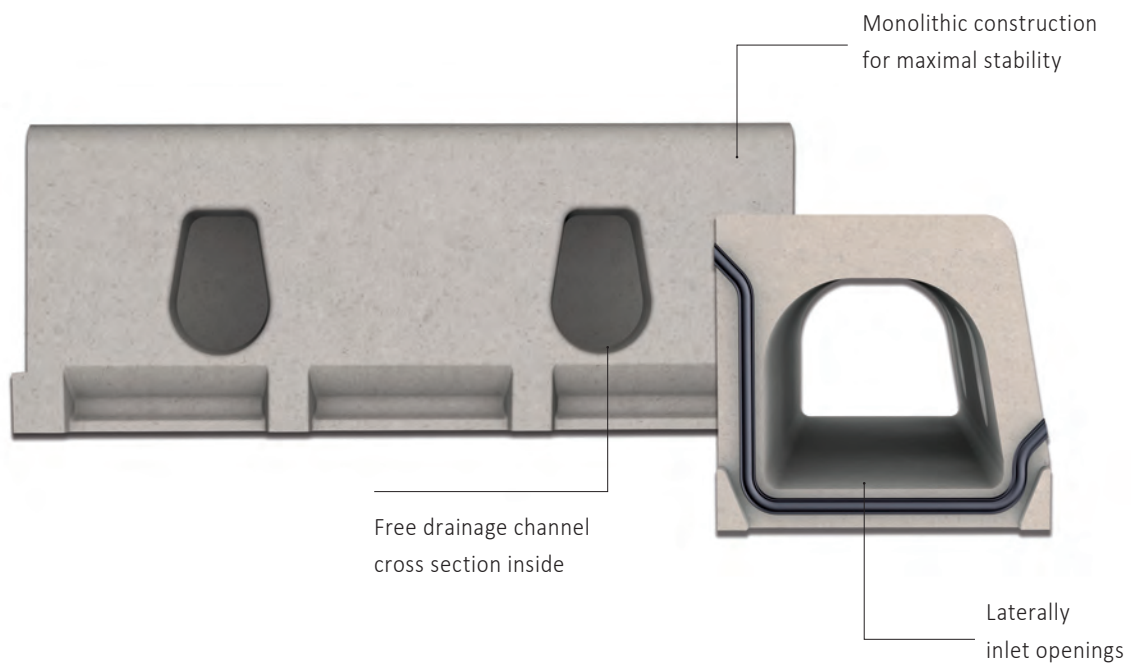
Door mat Rainwater treatment Metal Concrete Polymer concrete Glass-fibre-reinforced composite/
recycled plastic



KERBSTONE DRAINAGE CHANNEL MEAKERB BRIDGE

The MEAKERB BRIDGE channels benefit from the full MEA Water Management know-how in designing monolithic drainage channels made of polymer concrete. The MEAKERB BRIDGE combine the usual advantage of our classical MEAKERB channels combining a kerb and

a drainage channel in one single product. However, the MEAKERB BRIDGE are adapted to the specific needs of the drainage of rainwater from bridges. Low in height, easy to install - the MEAKERB BRIDGE is the solution of choice when it comes to build or renovate bridges.



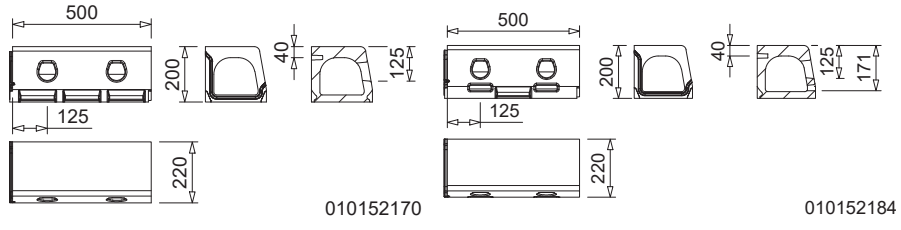
- > Channel-kerbstone combination
- > Loading class D 400

- > With connection option for vertical drain

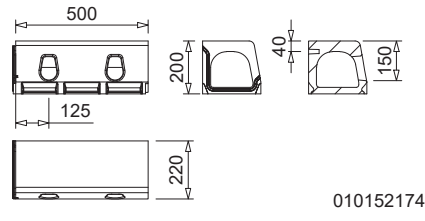
KERBSTONE DRAINAGE CHANNEL MEAKERB BRIDGE

A15 B 125 C 250 D 400**

KERBSTONE DRAINAGE CHANNEL MEAKERB BRIDGE



MEARKERB BRIDGE 160-125 Kerbstone



MEARKERB BRIDGE 160-150 Kerbstone

MEAKERB BRIDGE 160 BRIDGE DRAINAGE MONOLITHIC POLYMER CONCRETE CHANNELS WITH EPDM SEALINGS

Kerb channels for linear bridge drainage in accordance with BAST and ZTV-ING guidelines. For installation in the bridge deck. Clear width of the channel body 160 mm, total width 220 mm. Loading class D 400 according to EN 1433. Load capacity according to specification when installed according to the MEA installation instructions.

MEAKERB BRIDGE 160-125 Kerb channel, height of curb 125 mm, flow cross-section 190 cm², with reinforcement preformed on the rear side

Article	Length (mm)	Height (mm)	Inl. sect. area Ø cm ² /m laterally	EAN-Code	kg/unit	unit/pallet	MG
MEAKERB BRIDGE 160-125 kerb channel, incl. butt joint seal with connector for vertical outlet Ø 160 mm	500	200	125	010152170	22,58	1	MD
MEAKERB BRIDGE 160-125 OPA kerb channel, for porous asphalt, incl. butt joint seal with connector for vertical outlet Ø 160 mm	500	200	185	010152184	22,80	1	MD

MEAKERB BRIDGE 160-150 Kerb channel, kerb height 150 mm, flow cross-section 43 cm², with rear reinforcement preforming

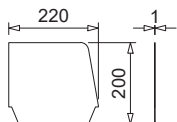
Article	Length (mm)	Height (mm)	Inl. sect. area Ø cm ² /m laterally	EAN-Code	kg/unit	unit/pallet	MG
MEAKERB BRIDGE 160-150 kerb channel, incl. butt joint seal with connector for vertical outlet Ø 160 mm ^{*)}	500	200	175	010152174	22,48	40	MD

> **NOTE** The detailed explanation of the footnotes can be found on page 436.

KERBSTONE DRAINAGE CHANNEL MEARKERB BRIDGE

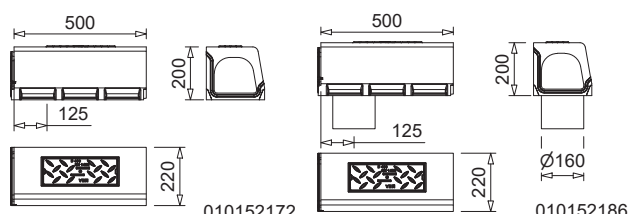
A 15 B 125 C 250 D 400**

KERBSTONE DRAINAGE CHANNEL MEARKERB BRIDGE ACCESSORIES



010152218

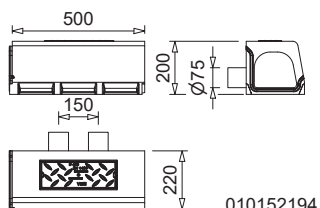

MEARKERB BRIDGE 160. SE end cap



010152172

010152186

MEARKERB BRIDGE 160 with inspection opening, incl. cover



010152194

MEARKERB BRIDGE 160 with inspection opening with 2 drain outlets

MEAKERB BRIDGE 160 ACCESSORIES

MEAKERB BRIDGE 160 End caps

Article	Material	Height (mm)	EAN-Code	kg/unit	unit/pallet	MG
MEAKERB BRIDGE 160.SE end cap made of galv. steel for channel start/end	Galv. steel	200	010152180	0,40	1	MD
MEAKERB BRIDGE 160.SE end cap made of stainl. steel (AISI 316) for channel start/end	Stainl. steel (AISI 316)	-	010152218	0,30	1	MD

MEAKERB BRIDGE 160-125 and 160-150 inspection elements

Article	Length (mm)	Height (mm)	Inl. sect. area Ø cm ² /m laterally	EAN-Code	kg/unit	unit/pallet	MG
MEAKERB BRIDGE 160 kerb channel with inspection opening, incl. closed cover, incl. butt joint seal with connector for vertical outlet Ø 160 mm	500	200	-	010152172	23,78	1	MD
MEAKERB BRIDGE 160 kerb channel with inspection opening, incl. closed cover, incl. butt joint seal, with vertical socket Ø 160 mm stainl. steel (AISI 316), stainless-steel 1.4571	500	200	-	010152186	23,78	1	MD
MEAKERB BRIDGE 160 kerb channel with inspection opening, incl. closed cover, incl. butt joint seal with two horizontal sockets Ø 75 mm stainl. steel (AISI 316), stainless-steel 1.4571, rear	500	200	-	010152194	23,78	1	MD
MEAKERB BRIDGE 160 kerb channel with inspection opening, incl. closed cover, incl. butt joint seal with horizontal socket Ø 110 mm stainl. steel (AISI 316), stainless-steel 1.4571, rear	500	200	-	010152202	23,90	1	MD

MEAKERB BRIDGE 160-125 and 160-150 Expansion joint set

Article	Material	EAN-Code	kg/unit	unit/pallet	MG
MEAKERB BRIDGE 160.expansion joint set-1.3 m for unimpeded water flow over expansion joints	Polymer concrete	010152237	60,50	1	MD

MEAKERB BRIDGE Accessories

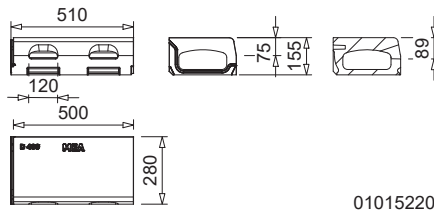
Article	Material	EAN-Code	kg/unit	unit/pallet	MG
MEAKERB BRIDGE Dirt grille in stainl. steel (AISI 316) for drain outlets Ø 160 mm	Stainl. steel (AISI 316)	010152224	0,30	1	MD
MEAKERB BRIDGE reinforcement bars M12, 0.5 m long, for gluing into the back of MEAKERB BRIDGE 200 kerb channel	GRP	010152226	0,14	1	MD
MEA ResiFix PY composite mortar (styrene-free) 165 ml cartridge + 2 mixing outlets *)	Polyester resin 2-component	010504205	0,35	1	MD
For installation with mastic asphalt: MEA pressed gasket flange drain. Floor/ceiling drain stainless steel, outer Ø 274 mm, incl. mortar barrier. Connector for vertical outlet Ø 160 mm.	Stainl. steel (AISI 316)	010152228	7,70	1	MD

> **NOTE** The detailed explanation of the footnotes can be found on page 436.

KERBSTONE DRAINAGE CHANNEL MEAKERB BRIDGE

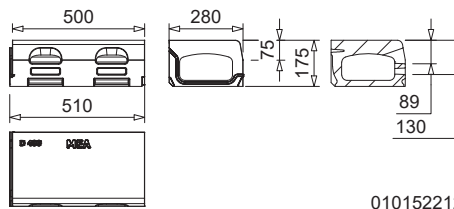
A15 B 125 C 250 D 400**

KERBSTONE DRAINAGE CHANNEL MEAKERB BRIDGE



010152205

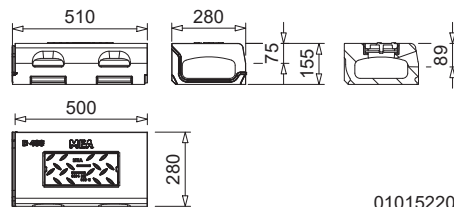
MEARKERB BRIDGE 200-75 kerb channel
incl. butt joint seal



010152212

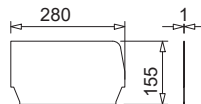
MEARKERB BRIDGE 200-75 kerb channel
OPA incl. butt joint seal

KERBSTONE DRAINAGE CHANNEL MEAKERB BRIDGE ACCESSORIES



010152207

MEARKERB BRIDGE 200-75 kerb channel
with inspection opening



010152220

MEARKERB BRIDGE 200 end cap

MEAKERB BRIDGE 200 BRIDGE DRAINAGE MONOLITHIC POLYMER CONCRETE CHANNELS WITH EPDM SEALINGS

Kerb channels for linear bridge drainage in accordance with BAST and ZTV-ING guidelines. For installation in the bridge deck. Clear width of the channel body 200 mm, total width 280 mm. Loading class D 400 according to EN 1433. Load capacity according to specification when installed according to the MEA installation instructions.

MEAKERB BRIDGE 200-75 Kerb channel, 75 mm height, flow cross-section 107 cm², flow cross-section OPA 147 cm² with reinforcement preformed on the rear side

Article	Length (mm)	Height (mm)	Inl. sect. area Ø cm ² /m laterally	EAN-Code	kg/unit	unit/pallet	MG
MEAKERB BRIDGE 200-75 kerb channel incl. butt joint seal	500	155	208	010152205	28,50	1	MD
MEAKERB BRIDGE 200-75 kerb channel OPA for porous asphalt incl. butt joint seal	500	175	296	010152212	30,00	1	MD

ACCESSORIES FOR MEAKERB BRIDGE 200

MEAKERB BRIDGE 200 End caps

Article	Material	Height (mm)	EAN-Code	kg/unit	unit/pallet	MG
MEAKERB BRIDGE 200.SE end cap made of stainl. steel (AISI 316) for channel start/end	Stainl. steel (AISI 316)	-	010152220	0,30	1	MD
MEAKERB BRIDGE 200.SE OPA end cap made of stainl. steel (AISI 316) for channel start/end	Stainl. steel (AISI 316)	-	010152222	0,40	1	MD

MEAKERB BRIDGE 200-75 Inspection elements, scraper flange height 75 mm, flow cross-section 107 cm², flow cross-section OPA 147 cm² with reinforcement preformed on the rear side

Article	Length (mm)	Height (mm)	Inlet sect. area Ø cm ² /m laterally	EAN-Code	kg/unit	unit/pallet	MG
MEAKERB BRIDGE 200-75 kerb channel with inspection opening incl. closed cover and butt seal	500	155	208	010152207	25,70	1	MD
MEAKERB BRIDGE 200-75 kerb channel with inspection opening, incl. closed cover and impact seal with vertical socket Ø 160 mm stainl. steel (AISI 316), stainless-steel 1.4571	500	155	208	010152210	25,70	1	MD
MEAKERB BRIDGE 200-75 kerb channel OPA with inspection opening for porous asphalt, incl. closed cover and butt joint seal	500	175	296	010152214	29,60	1	MD
MEAKERB BRIDGE 200-75 kerb channel OPA with inspection opening for porous asphalt, incl. closed cover and impact seal, with vertical spigot Ø 160 mm AISI 316, stainless-steel 1.4571	500	175	296	010152216	30,30	1	MD

MEAKERB BRIDGE Accessories

Article	Material	EAN-Code	kg/unit	unit/pallet	MG
MEAKERB BRIDGE Dirt grille in stainl. steel (AISI 316) for drain outlets Ø 160 mm	Stainl. steel (AISI 316)	010152224	0,30	1	MD
MEAKERB BRIDGE reinforcement bars M12, 0.5 m long, for gluing into the back of MEAKERB BRIDGE 200 kerb channel	GRP	010152226	0,14	1	MD
MEA ResiFix PY composite mortar (styrene-free) 165 ml cartridge + 2 mixing outlets *)	Polyester resin 2-component	010504205	0,35	1	MD
For installation with mastic asphalt: MEA pressed gasket flange drain. Floor/ceiling drain stainl. steel, outer Ø 274 mm, incl. mortar barrier. Connector for vertical outlet Ø 160 mm.	Stainl. steel (AISI 316)	010152228	7,70	1	MD

> **NOTE** The detailed explanation of the footnotes can be found on page 436.



MEADRAIN DM CITY/MEADRAIN DM

The monolithic MEADRAIN DM drainage channels made of polymer concrete are the perfect solution for applications where moving individual components could pose a potential risk (e.g. racetracks, motorways). The MEADRAIN DM channels have no movable part and have a monolithic sturdy design. Easy to install and to maintain the MEADRAIN DM channels are also vandalism proof.

The MEADRAIN DM channel system was originally developed for drainage of roads and motorways with loading class up to F 900. In addition to this you will find the MEADRAIN DM CITY in the portfolio - available in nominal widths of 100, 150 and 200 mm. The channel system - monolithic construction - is perfectly adapted to the urban areas and can withstand loads up to class D 400. The narrow inlet slots at the top of the channels do not pose any obstacles for bicycles or wheelchairs.

Monolithic construction for maximal stability



Anchor pocket to prevent sliding sideways



With EPDM sealing joint




- > **MEADRAIN DM CITY**
in nominal sizes:
100, 150 and 200 mm
- > Loading classes D 400
- > For inner-city areas

- > **MEADRAIN DM**
in nominal sizes:
100, 150 and 200 mm
- > Loading classes up to F 900
- > For single or double-layer drainage asphalt

- > **NEW MEADRAIN DMD**
in nominal size:
200 mm
- > Loading classes up to F 900
- > For dewatering contaminated water

MEADRAIN DM CITY 1000 SYSTEM OVERVIEW




1- Channel covers made of galvanised steel, stainless-steel and cast iron with CLIPFIX quick-release fastener for inlet box and inspection elements:
 a simple, quick and convenient installation solution

2- **MEADRAIN DM CITY 1000**: monolithic channel body made of high-strength MEA polymer concrete

3- Narrow inlet slots for wheelchair or bicycle access

4- Anchor pockets to prevent lateral slipping

5- Compatible with the channel elements and accessories of the systems: MEADRAIN SV/SE/SG NA 1015



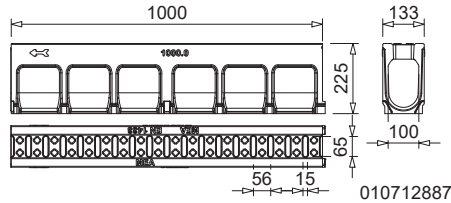


- > Monolithic system for the realization of water level gradients
- > With sealing rebate in accordance with EN 1433
- > Loadable up to load class D 400

MEADRAIN DRAINAGE SYSTEM | CW 100

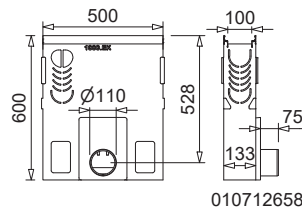
A 15 B 125 C 250 D 400**

MEADRAIN DM CITY 1000 CHANNEL

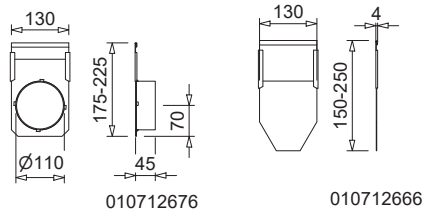


MEADRAIN DM CITY 1000

MEADRAIN DM CITY 1000 ACCESSORIES



MEADRAIN DM CITY 1000 silt box/sediment bucket (shown with ductile iron)



MEADRAIN DM CITY 1000 end caps

MEADRAIN DM CITY 1000 POLYMER CONCRETE DRAINAGE CHANNEL MONOLITHIC CONSTRUCTION WITH SEALING JOINT ACCORDING TO EN 1433

Clear width of the channel body 100 mm, total width 133 mm. For the realisation of water level slopes. Loading classes A 15 to D 400 according to EN 1433. Load capacity according to specification, when installed according to the MEA installation instructions.

MEADRAIN DM CITY 1000 Drainage channel body, loading classes up to D 400

Article	Length (mm)	Height (mm)	Inlet sect. area Ø cm ² /m above	EAN-Code	kg/unit	unit/pallet	MG
MEADRAIN DM CITY 1000.0 Drainage channel body	1000	225	160	010712887	27,23	15	MD

MEADRAIN DM CITY 1000 ACCESSORIES

MEADRAIN DM CITY 1000.0 channels are compatible with **drainage elements MEADRAIN SV/SE/SG 1015** and with the **accessories of MEADRAIN SV/SE/SG 1015**.

MEADRAIN DM CITY 1000 inspection element

Article	Length (mm)	Height (mm)	EAN-Code	kg/unit	unit/pallet	MG
MEADRAIN SV 1015.1 Drainage channel body ^{4)14)*)**)}	500	225	010712646	9,86	40	MD
MEADRAIN SE 1015.1 Drainage channel ^{4)14)*)**)}	500	225	010713538	9,86	40	MD
MEADRAIN SG 1015.1 Drainage channel body ^{4)14)*)**)}	500	225	010713628	9,45	40	MD

MEADRAIN DM CITY 1000 Silt box

Article	Length (mm)	Height (mm)	EAN-Code	kg/unit	unit/pallet	MG
MEADRAIN SV 1000.EK110 Silt box incl. sediment bucket for pipe connection Ø 110 mm ^{*)**)}	500	600	010712658	32,84	10	MD
MEADRAIN SE 1000.EK110 Silt box incl. sediment bucket for pipe connection Ø 110 mm ^{*)**)}	500	600	010713552	32,84	10	MD
MEADRAIN SG 1000.EK110 Silt box incl. sediment bucket for pipe connection Ø 110 mm ^{*)**)}	500	600	010713666	33,18	10	MD
MEADRAIN SV 1000.EK160 Silt box incl. sediment bucket for pipe connection Ø 160 mm ^{*)**)}	500	600	010712660	32,80	10	MD
MEADRAIN SE 1000.EK160 Silt box incl. sediment bucket for pipe connection Ø 160 mm ^{*)**)}	500	600	010713554	32,80	10	MD
MEADRAIN SG 1000.EK160 Silt box incl. sediment bucket for pipe connection Ø 160 mm ^{*)**)}	500	600	010713668	35,00	10	MD

MEADRAIN DM CITY 1000 End caps

Article	Material	Height (mm)	Height 2 (mm)	EAN-Code	kg/unit	unit/pallet	MG
MEADRAIN SV/SG 1000-20.SE End cap for channel start/end, height-adjustable	Galv. steel	150	250	010712666	0,28	1	MD
MEADRAIN SE 1000-20.SE End cap for channel start/end, height-adjustable ^{*)}	Stainl. steel	160	250	010713560	0,28	1	MD
MEADRAIN SV/SG 1005-15.E End cap for channel end, height adjustable with connection piece Ø 110 mm	Galv. steel	175	225	010712676	0,45	1	MD
MEADRAIN SE 1005-15.E End cap for channel end, height adjustable with connector Ø 110 mm ^{*)}	Stainl. steel	175	225	010713566	0,40	1	MD

> **NOTE** The detailed explanation of the footnotes can be found on page 436.

COVERS FOR MEADRAIN DM CITY 1000 GULLY AND INSPECTION ELEMENT



Design grating BAVARIA



Design grating HONEYCOMB



Ductile iron slotted grating



Mesh grating 30/10

COVERS FOR MEADRAIN DM CITY 1000 SILT BOX AND INSPECTION ELEMENT

With CLIPFIX channel securement, with longitudinal shift protection, suitable for silt box and inspection element of **MEADRAIN DM CITY 1000**.

Loading class D 400** according to EN 1433.

MEA 100 Channel covers, loading class D 400 with non-bolted CLIPFIX channel cover securement **)

Article	Material	Length (mm)	Inl. sect. area Ø cm ² /m above	EAN-Code	kg/unit	unit/pallet	MG
MEA 100 Design grating BAVARIA-D 400-0.5 m 10/21 CXL *)***)****)	Ductile iron	500	292	010713124	3,48	216	GR
MEA 100 Design grating HONEYCOMB-D 400-0.5 m 15/17 CXL *)***)****)	Ductile iron	500	206	010713120	3,42	216	GR
MEA 100 Ductile iron slotted grating-D 400-0.5 m 5/95 CXL, heelguard *)***)****)	Ductile iron	500	186	010152767	4,18	256	GR
MEA 100 Ductile iron slotted grating-D 400-0.5 m 11/95 CXL *)***)****)	Ductile iron	500	410	010712677	3,50	256	GR
MEA 100 Galv. mesh grating-D 400-0.5 m 30/10 CXL *)**)	Galv. steel	500	845	010152337	2,90	150	GR
MEA 100 Stainl. steel mesh grating-D 400-0.5 m 30/10 CXL *)**)	Stainl. steel	500	845	010152353	2,90	10	GR

Grid hook


Article	Material	EAN-Code	kg/unit	unit/pallet	MG
MEADRAIN/MEARIN Grid hook	Galv. steel	010152115	0,23	1	GR

MEA 100 CLIPFIX Anti-theft protection


Article	Material	EAN-Code	kg/unit	unit/pallet	MG
MEA 100 CLIPFIX Anti-theft protection, bolt fixing required, 10 Pack. Cannot be used in the MEARIN PLUS F 1000.0 shallow channel. ²⁴⁾	Plastic, Stainl. steel	010714705	0,60	1	GR

> **NOTE** The detailed explanation of the footnotes can be found on page 436.

MEADRAIN DM CITY 1500 SYSTEM OVERVIEW



- 1- Channel covers made of galvanised steel, stainless-steel and cast iron with CLIPFIX quick-release fastener for inlet box and inspection elements: a simple, quick and convenient installation solution
- 2- **MEADRAIN DM CITY 1500**: Monolithic channel body made of high-strength MEA polymer concrete
- 3- Narrow inlet slots for wheelchair or bicycle access
- 4- Anchor pockets to prevent lateral slipping
- 5- Compatible with the channel elements and accessories of the systems: MEADRAIN SV/SE/SG 151





- > Monolithic system for the realization of water level gradients
- > With sealing rebate in accordance with EN 1433
- > Loadable up to load class D 400

Glass-fibre-reinforced composite/
recycled plastic

Polymer concrete

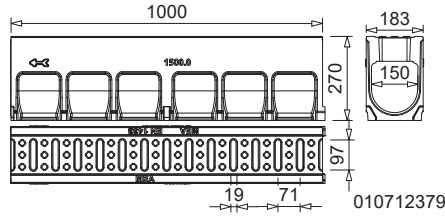
Concrete

Metal

Rainwater treatment

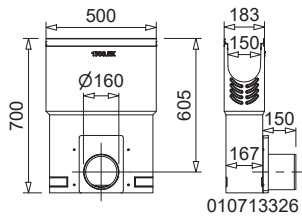
Door mat

MEADRAIN DM CITY 1500 CHANNEL

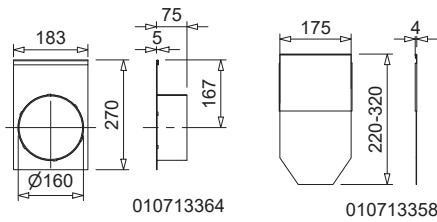



MEADRAIN DM CITY 1500.0 channel

MEADRAIN DM CITY 1500 ACCESSORIES



MEADRAIN DM CITY 1500 silt box/sediment bucket (shown with ductile iron)



MEADRAIN DM CITY 1500 end caps

MEADRAIN DM CITY 1500 POLYMER CONCRETE DRAINAGE CHANNEL MONOLITHIC CONSTRUCTION WITH SEALING JOINT ACCORDING TO EN 1433

Clear width of the channel body 150 mm, total width 183 mm. For the realisation of water level slopes. Loading classes A 15 to D 400 according to EN 1433. Load capacity according to specification, when installed according to the MEA installation instructions.

MEADRAIN DM CITY 1500 Drainage channel body, loading classes up to D 400

Article	Length (mm)	Height (mm)	Inl. sect. area Ø cm ² /m above	EAN-Code	kg/unit	unit/pallet	MG
MEADRAIN DM CITY 1500.0 Drainage channel body-1 m	1000	270	314	010712379	47,03	12	MD

Polymer concrete

MEADRAIN DM CITY 1500 ACCESSORIES

MEADRAIN DM CITY 1500.0 channels are compatible with **drainage elements MEADRAIN SV/SE/SG 1510** and with the **accessories of MEADRAIN SV/SE/SG 1510**.

MEADRAIN DM CITY 1500 inspection element

Article	Length (mm)	Height (mm)	EAN-Code	kg/unit	unit/pallet	MG
MEADRAIN SV 1510.1 Drainage channel body ^{5) 14) **)}	500	270	010713340	13,00	24	MD
MEADRAIN SE 1510.1 Drainage channel body ^{5) 14) *) **)}	500	270	010713417	14,44	24	MD
MEADRAIN SG 1510.1 Drainage channel body ^{5) 14) *) **)}	500	270	010713688	14,07	24	MD

Concrete

MEADRAIN DM CITY 1500 Silt box

Article	Length (mm)	Height (mm)	EAN-Code	kg/unit	unit/pallet	MG
MEADRAIN SV 1500.EK160 silt box with sediment bucket, for Ø 160 mm pipe connector, open on both sides for construction heights 220 mm **)	500	700	010713326	37,90	8	MD
MEADRAIN SE 1500.EK160 silt box with sediment bucket, for pipe connection Ø 160 mm, open on both sides for construction heights 220 mm *) **)	500	690	010713424	37,90	8	MD
MEADRAIN SG 1500.EK160 silt box with sediment bucket for pipe connection Ø 160 mm *) **)	500	690	010713718	37,90	8	MD
MEADRAIN SV 1500.EK200 silt box with sediment bucket, for Ø 200 mm pipe connector, open on both sides for construction heights 220 mm **)	500	700	010713324	37,30	8	MD
MEADRAIN SE 1500.EK200 silt box incl. sediment bucket, for pipe connection Ø 200 mm, open on both sides for constructive height 220 mm *) **)	500	700	010713425	37,30	8	MD
MEADRAIN SG 1500.EK200 silt box incl. sediment bucket, for pipe connection Ø 200 mm *) **)	500	700	010713719	37,90	8	MD

Metal

MEADRAIN DM CITY 1500 End caps


Article	Material	Height (mm)	Height 2 (mm)	EAN-Code	kg/unit	unit/pallet	MG
MEADRAIN SV/SG 1500-20.SE End cap for channel start/ end, height-adjustable	Galv. steel	220	320	010713358	0,50	1	MD
MEADRAIN SE 1500-20.SE End cap for start/end of channel, height-adjustable *)	Stainl. steel	220	320	010713426	0,50	1	MD
MEADRAIN SV/SG 1510.E End cap with connection piece Ø 160 mm for channel end, fixed height	Galv. steel	270	-	010713364	1,13	1	MD
MEADRAIN SE 1510.E End cap with connection piece Ø 160 mm, for channel end, fixed height *)	Stainl. steel	270	-	010713430	0,85	1	MD

Rainwater treatment


> **NOTE** The detailed explanation of the footnotes can be found on page 436.

Door mat

COVERS FOR MEADRAIN DM CITY 1500 GULLY AND INSPECTION ELEMENT



Mesh grating 30/10



Ductile iron slotted grating

COVERS FOR MEADRAIN DM CITY 1500 SILT BOX AND INSPECTION ELEMENT

With CLIPFIX channel securement, with longitudinal shift protection, suitable for silt box and inspection element of **MEADRAIN DM CITY 1500**.

Loading classes A 15 to D 400** according to EN 1433.

MEA 150 Channel covers, loading class D 400 with non-bolted CLIPFIX channel cover securement **)

Article	Material	Length (mm)	Inl. sect. area Ø cm ² /m above	EAN-Code	kg/unit	unit/pallet	MG
MEA 150 Ductile iron slotted grating-D 400-0.5 m 12/147 CXL *)***)****)	Ductile iron	500	610	010712840	6,25	140	GR
MEA 150 Design grating BAVARIA-D 400-0.5 m 10/21 CXL *)***)****)	Ductile iron	500	445	010713288	5,93	104	GR
MEA 150 Design grating HONEYCOMB-D 400-0.5 m 15/17 CXL *)***)****)	Ductile iron	500	336	010713284	5,98	104	GR
MEA 150 Galv. mesh grating-D 400-0.5 m 30/10 CXL *)**)	Galv. steel	500	1338	010152347	5,00	100	GR
MEA 150 Stainl.steel mesh grating-D 400-0.5 m 30/10 CXL *)**)	Stainl. steel	500	1338	010152363	5,00	204	GR

Polymer concrete

Grid hook

Article	Material	EAN-Code	kg/unit	unit/pallet	MG
MEADRAIN/MEARIN Grid hook	Galv. steel	010152115	0,23	1	GR

Concrete

MEA 150 CLIPFIX Anti-theft protection

Article	Material	EAN-Code	kg/unit	unit/pallet	MG
MEA 150 CLIPFIX Anti-theft protection, bolt fixing required, 10 Pack ²⁴⁾	Plastic, Stainl. steel	010714707	1,20	1	GR

Metal

Rainwater treatment


Door mat


> **NOTE** The detailed explanation of the footnotes can be found on page 436.

MEADRAIN DM CITY 2000 SYSTEM OVERVIEW



- 1- Channel covers made of galvanised steel, stainless-steel and cast iron with CLIPFIX quick-release fastener for inlet box and inspection elements: a simple, quick and convenient installation solution
- 2- **MEADRAIN DM CITY 2000**: monolithic channel body made of high-strength MEA polymer concrete
- 3- Narrow inlet slots for wheelchair or bicycle access
- 4- Anchor pockets to prevent lateral slipping
- 5- Compatible with the channel elements and accessories of the systems: MEADRAIN SV/SE/SG NA 2020





Glass-fibre-reinforced composite/
recycled plastic

Polymer concrete

Concrete

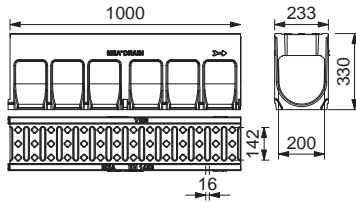
Metal

Rainwater treatment

Door mat

- > Monolithic system for the realization of water level gradients
- > With sealing rebate in accordance with EN 1433
- > Loadable up to load class D 400

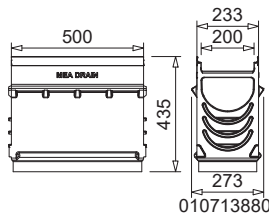
MEADRAIN DM CITY 2000 DRAINAGE CHANNEL



010712373

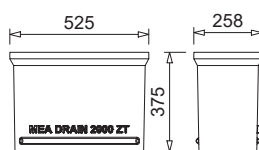
MEADRAIN DM CITY 2000 drainage channel

MEADRAIN DM CITY 2000 ACCESSORIES

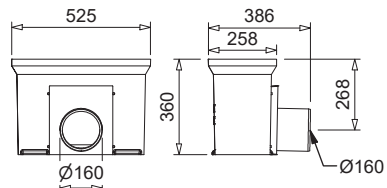


010713880

MEADRAIN SV 2000.SK-OT NA
(picture with cover)

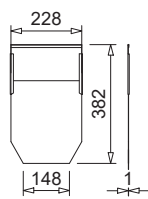


010154708



010713882

MEADRAIN 2000 SK-ZT
(picture with sediment bucket)



010714320

MEADRAIN DM CITY 2000 End caps

MEADRAIN DM CITY 2000 POLYMER CONCRETE DRAINAGE CHANNEL MONOLITHIC CONSTRUCTION WITH SEALING JOINT ACCORDING TO EN 1433

Clear width of the channel body 200 mm, total width 233 mm. For the realisation of water level slopes. Loading classes A 15 to D 400 according to EN 1433. Load capacity according to specification, when installed according to the MEA installation instructions.

MEADRAIN DM CITY 2000 Drainage channel body, loading classes up to D 400

Article	Length (mm)	Height (mm)	Inl. sect. area Ø cm ² /m above	EAN-Code	kg/unit	unit/pallet	MG
MEADRAIN DM CITY 2000.0 Drainage channel-1 m	1000	330	300	010712373	70,45	9	MD

MEADRAIN DM CITY 2000 ACCESSORIES

MEADRAIN DM CITY 2000.0 channels are compatible with **drainage elements MEADRAIN SV/SE/SG NA 2020** and with the **accessories of MEADRAIN SV/SE/SG NA 2020**.

MEADRAIN DM CITY 2000 inspection element

Article	Length (mm)	Height (mm)	EAN-Code	kg/unit	unit/pallet	MG
MEADRAIN SV 2020.1 NA Drainage channel body ^{5) 14) **)}	500	330	010714266	16,21	18	MD
MEADRAIN SE 2020.1 NA Drainage channel ^{5) 14) *) **)}	500	330	010714346	16,21	18	MD
MEADRAIN SG 2020.1 NA Drainage channel body ^{5) 14) **)}	500	330	010714426	16,50	18	MD

MEADRAIN DM CITY 2000 Gully


Article	Length (mm)	Height (mm)	EAN-Code	kg/unit	unit/pallet	MG
MEADRAIN SV 2000.SK-OT NA Gully upper part **)	500	435	010713880	25,42	8	MD
MEADRAIN SE 2000.SK-OT NA Gully upper part *)**)	500	435	010713894	25,76	12	MD
MEADRAIN SG 2000.SK-OT NA Gully upper part **)	500	435	010713906	26,30	16	MD
MEADRAIN 2000 SK-ZT Gully intermediate part made of polymer concrete for a height extension	525	375	010154708	25,20	12	MD
MEADRAIN 2000 SK-UT-KURZ/A short Gully lower part, with integrated drain outlet Ø 160 mm	525	360	010713882	23,69	4	MD
MEADRAIN 2000 SK-UT-KURZ/A short Gully lower part, with integrated drain outlet Ø 200 mm	525	360	010713883	23,70	4	MD
MEA 150/200 sediment bucket plastic *)	-	-	010710153	3,10	1	MD

MEADRAIN DM CITY 2000 End caps

Article	Material	Height (mm)	Height 2 (mm)	EAN-Code	kg/unit	unit/pallet	MG
MEADRAIN SV/SG 2010-30.SE NA End cap for channel start/ end, height-adjustable	Galv. steel	280	380	010714320	0,77	1	MD
MEADRAIN SE 2010-30.SE NA End cap for channel start/ end, height-adjustable *)	Stainl. steel	280	380	010714400	0,77	1	MD
MEADRAIN SV/SG 2020.E NA End cap with connector Ø 160 mm, for channel end, fixed height	Galv. steel	330	-	010714326	1,50	1	MD
MEADRAIN SE 2020.E NA End cap with connector Ø 160 mm, for channel end, fixed height *)	Stainl. steel	330	-	010714406	1,50	1	MD

> **NOTE** The detailed explanation of the footnotes can be found on page 436.

COVERS FOR MEADRAIN DM CITY 2000 SILT BOX AND INSPECTION ELEMENT




Mesh grating 30/10



Ductile iron slotted grating



Design grating BAVARIA



Design grating HONEYCOMB

COVERS FOR MEADRAIN DM CITY 2000 GULLY AND INSPECTION ELEMENT

With CLIPFIX channel securement, with longitudinal shift protection, suitable for gully and inspection element of **MEADRAIN DM CITY 2000**.

Loading classes A 15 to D 400** according to EN 1433.

MEA 200 Channel covers, loading class D 400 with non-bolted CLIPFIX channel cover securement **)

Article	Material	Length (mm)	Inl. sect. area Ø cm ² /m above	EAN-Code	kg/unit	unit/pallet	MG
MEA 200 Ductile iron slotted grating-D 400-0.5 m 18/198 CXL *)***)****)	Ductile iron	500	1066	010712848	7,50	120	GR
MEA 200 Design grating BAVARIA-D 400-0.5 m 10/16 CXL *)***)****)	Ductile iron	500	593	010714094	7,06	54	GR
MEA 200 Design grating HONEYCOMB-D 400-0.5 m 15/17 CXL *)***)****)	Ductile iron	500	448	010714090	7,19	54	GR
MEA 200 Galv. mesh grating-D 400-0.5 m 25/10 CXL *)**)	Galv. steel	500	1726	010152357	6,50	300	GR
MEA 200 Stainl. steel mesh grating-D 400-0.5 m 25/10 CXL *)**)	Stainl. steel	500	1726	010152367	6,50	204	GR

Polymer concrete

Grid hook

Article	Material	EAN-Code	kg/unit	unit/pallet	MG
MEADRAIN/MEARIN Grid hook	Galv. steel	010152115	0,23	1	GR

Concrete

MEA 200 CLIPFIX Anti-theft protection

Article	Material	EAN-Code	kg/unit	unit/pallet	MG
MEA 200 CLIPFIX Anti-theft protection, bolt fixing required, 10 Pack ²⁴⁾	Stainl. steel, Plastic	010714709	1,20	1	GR


Metal

Rainwater treatment

Door mat


> **NOTE** The detailed explanation of the footnotes can be found on page 436.

MEADRAIN DM 1010 SYSTEM OVERVIEW



- 1- 4-point botable channel covers for inspection element and gully box
- 2- **MEADRAIN DM 1010**: Monolithic channel body made of high-strength MEA polymer concrete
- 3- Narrow inlet slots for wheelchair or bicycle access
- 4- Anchor pockets to prevent lateral slipping



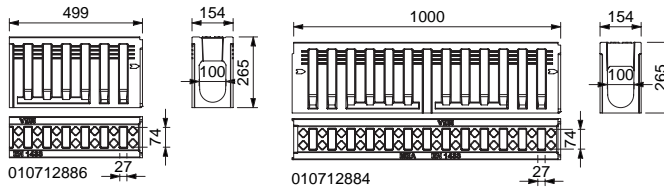


- > Monolithic system for the realization of water level gradients
- > With sealing rebate in accordance with EN 1433
- > Load-bearing up to load class F 900

MEADRAIN DRAINAGE SYSTEM | CW 100

A 15 B 125 C 250 D 400** E 600** F 900**

MEADRAIN DM 1010 DRAINAGE CHANNEL



MEADRAIN DM 1010.0 drainage channel

MEADRAIN DM 1010 POLYMER CONCRETE DRAINAGE CHANNEL MONOLITHIC CONSTRUCTION WITH SEALING JOINT ACCORDING TO EN 1433

Clear width of the channel body 100 mm, total width 154 mm. For the realisation of water level slopes. Loading classes A 15 to F 900 according to EN 1433. Load capacity according to specification, when installed according to the MEA installation instructions.

MEADRAIN DM 1010 Drainage channel body without slope, loading classes up to F 900

Article	Length (mm)	Height (mm)	Inl. sect. area Ø cm ² /m above	EAN-Code	kg/unit	unit/pallet	MG
MEADRAIN DM 1010.0 Drainage channel body	1000	265	288	010712884	46,98	15	MD
MEADRAIN DM 1010.0 Drainage channel body anthracite	1000	265	288	010712885	47,00	15	MD
MEADRAIN DM 1010.1 Drainage channel body *)	500	265	288	010712886	23,50	30	MD

MEADRAIN DM 1010 DAL I and DAR I Drainage channel body without slope, loading classes up to D 400, for one-layered porous asphalt

Article	Length (mm)	Height (mm)	Inl. sect. area Ø cm ² /m laterally	Inl. sect. area Ø cm ² /m above	EAN-Code	kg/unit	unit/pallet	MG
MEADRAIN DM 1010.0 DAL I Drainage channel body *)	1000	265	91	288	010712889	46,30	15	MD
MEADRAIN DM 1010.1 DAL I Drainage channel body *)	500	265	91	288	010712891	23,20	30	MD
MEADRAIN DM 1010.0 DAR I Drainage channel body *)	1000	265	91	288	010712893	46,30	15	MD
MEADRAIN DM 1010.1 DAR I Drainage channel body *)	500	265	91	288	010712895	23,20	30	MD

MEADRAIN DM 1010 DAL II and DAR II Drainage channel body without slope, loading classes up to D 400, for two-layered porous asphalt

Article	Length (mm)	Height (mm)	Inl. sect. area Ø cm ² /m laterally	Inl. sect. area Ø cm ² /m above	EAN-Code	kg/unit	unit/pallet	MG
MEADRAIN DM 1010.0 DAL II Drainage channel body *)	1000	265	156	288	010712888	45,60	15	MD
MEADRAIN DM 1010.1 DAL II Drainage channel body *)	500	265	156	288	010712890	22,80	30	MD
MEADRAIN DM 1010.0 DAR II Drainage channel body *)	1000	265	156	288	010712892	45,60	15	MD
MEADRAIN DM 1010.1 DAR II Drainage channel body *)	500	265	156	288	010712894	22,80	30	MD

> **NOTE** The detailed explanation of the footnotes can be found on page 436.

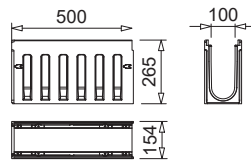
MEADRAIN DRAINAGE SYSTEM | CW 100

A 15 B 125 C 250 D 400** E 600** F 900**

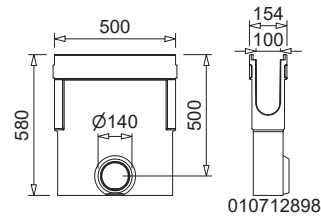
MEADRAIN DM 1010 ACCESSORIES



MEADRAIN DM 1010.R inspection element
MEADRAIN DM 1010.EK gully



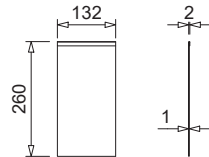
010712896



010712898




MEADRAIN DM 1010.SE end cap



010712900

COVERS FOR MEADRAIN DM 1010 GULLY AND INSPECTION ELEMENT



Ductile iron slotted grating

MEADRAIN DM 1010 ACCESSORIES

MEADRAIN DM 1010 inspection element

Article	Length (mm)	Height (mm)	EAN-Code	kg/unit	unit/pallet	MG
MEADRAIN DM 1010.R Inspection element without cover ²¹⁾	500	265	010712896	17,63	30	MD

MEADRAIN DM 1010 Silt box

Article	Length (mm)	Height (mm)	EAN-Code	kg/unit	unit/pallet	MG
MEADRAIN DM 1010.EK Silt box without sediment bucket, without cover ²¹⁾	500	580	010712898	25,18	10	MD
MEADRAIN 1000 plastic sediment bucket	440	264	010710065	0,38	1	MD

MEADRAIN DM 1010 End cap

Article	Material	Height (mm)	EAN-Code	kg/unit	unit/pallet	MG
MEADRAIN DM 1010.SE End cap for for channel start/end	Galv. steel	260	010712900	0,32	1	MD

COVERS FOR MEADRAIN DM 1010 SILT BOX AND INSPECTION ELEMENT

With 4-fold bolted channel securement, suitable for the system **MEADRAIN DM 1010**. Loading classes A 15 to F 900 according to EN 1433.

MEADRAIN DM 1010 Cover for inspection element and silt box, loading classes up to F 900, 4-fold bolted

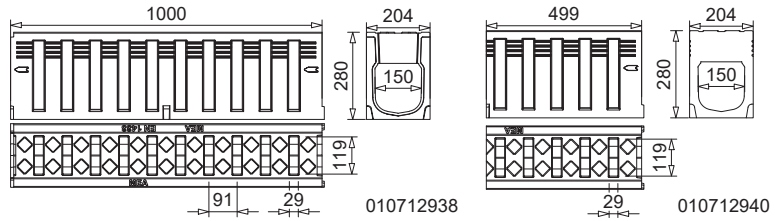
Article	Material	Length (mm)	Inl. sect. area Ø cm ² /m above	EAN-Code	kg/unit	unit/pallet	MG
MEA EN 100 Ductile iron slotted grating-F 900-0.5 m 12/96 bolt fixing required ^{*)***)****)}	Ductile iron	500	368	010153094	4,60	208	MD

Grating fixing mechanism

Article	Material	EAN-Code	kg/unit	unit/pallet	MG
MEADRAIN EN Galv.steel grating locking mechanism for all grating widths, 4 pieces/ grating with 20NM torque will be needed	Galv. steel	010153096	0,02	1	MD
MEADRAIN EN Stainl.steel grating locking mechanism for all grating widths, 4 pieces/ grating with 20NM torque will be needed ^{*)}	Stainl. steel	010153098	0,02	1	MD

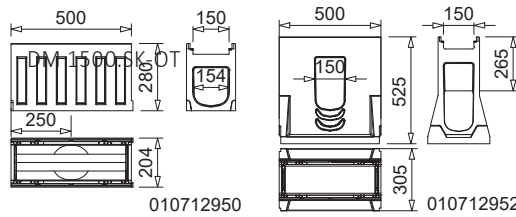
> **NOTE** The detailed explanation of the footnotes can be found on page 436.

MEADRAIN DM 1500 DRAINAGE CHANNEL

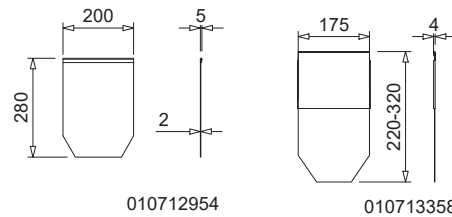


MEADRAIN DM 1500 drainage channel

MEADRAIN DM 1500 ACCESSORIES



MEADRAIN DM 1500.R inspection element



MEADRAIN DM 1500.SE end cap

COVERS FOR MEADRAIN DM 1500 GULLY AND INSPECTION ELEMENT



Ductile iron slotted grating

MEADRAIN DM 1500/1540 POLYMER CONCRETE DRAINAGE CHANNEL MONOLITHIC CONSTRUCTION WITH SEALING JOINT ACCORDING TO EN 1433

Clear width of the channel body 150 mm, total width 204 mm. For the realisation of water level slopes. Loading classes A 15 to F 900 according to EN 1433. Load capacity according to specification, when installed according to the MEA installation instructions. Loading class D 400 also for cross drainage of expressways and motorways. Drainage channel body DM 1500.0 DAL and DM 1500.0 DAR, loading class D 400, suitable for the dewatering of two-layer porous asphalt.

MEADRAIN DM 1500/1540 drainage channel body without slope, loading classes up to F 900

Article	Length (mm)	Height (mm)	Inl. sect. area Ø cm ² /m above	EAN-Code	kg/unit	unit/pallet	MG
MEADRAIN DM 1500.0 Drainage channel body	1000	280	377	010712938	63,80	12	MD
MEADRAIN DM 1500.0 Drainage channel body anthracite	1000	280	377	010712939	63,00	12	MD
MEADRAIN DM 1500.1 Drainage channel body	500	280	377	010712940	32,00	24	MD
MEADRAIN DM 1500.1 Drainage channel body anthracite	500	280	377	010712941	32,00	24	MD
MEADRAIN DM 1540.0 Drainage channel body	1000	480	388,5	010712902	88,13	10	MD
MEADRAIN DM 1540.1 Drainage channel body	500	480	377	010712904	43,00	20	MD

MEADRAIN DM 1500/1540 DAL II and DAR II drainage channel body without slope, with lateral inlet slots, loading classes up to D 400, for two-layered porous asphalt

Article	Length (mm)	Height (mm)	Inl. sect. area Ø cm ² /m laterally	Inl. sect. area Ø cm ² /m above	EAN-Code	kg/unit	unit/pallet	MG
MEADRAIN DM 1500.0 DAL II Drainage channel body *)	1000	280	116	377	010712956	62,17	12	MD
MEADRAIN DM 1500.1 DAL II Drainage channel body *)	500	280	116	377	010712958	31,50	24	MD
MEADRAIN DM 1500.0 DAR II Drainage channel body *)	1000	280	116	377	010712946	62,00	1	MD
MEADRAIN DM 1500.1 DAR II Drainage channel body *)	500	280	116	377	010712948	31,50	1	MD
MEADRAIN DM 1540.0 DAL II Drainage channel body	1000	480	116	377	010712906	85,50	1	MD
MEADRAIN DM 1540.1 DAL II Drainage channel body	500	480	116	377	010712908	43,00	1	MD
MEADRAIN DM 1540.0 DAR II Drainage channel body	1000	480	116	377	010712910	85,50	1	MD
MEADRAIN DM 1540.1 DAR II Drainage channel body	500	480	116	377	010712912	43,00	1	MD

> **NOTE** The detailed explanation of the footnotes can be found on page 436.

MEADRAIN DM 1500/1540 ACCESSORIES

MEADRAIN DM 1500/1540 inspection elements

Article	Length (mm)	Height (mm)	EAN-Code	kg/unit	unit/pallet	MG
MEADRAIN DM 1500.R inspection element without cover ²¹⁾	500	280	010712950	20,70	18	MD
MEADRAIN DM 1540.R inspection element without cover ²¹⁾	500	480	010712914	36,50	12	MD

MEADRAIN DM 1500/1540 Gully

Article	Length (mm)	Height (mm)	EAN-Code	kg/unit	unit/pallet	MG
MEADRAIN DM 1500.SK-OT Gully upper part without cover ²¹⁾	500	525	010712952	41,57	12	MD
MEADRAIN DM 1540.SK-OT Gully upper part without cover ²¹⁾	500	525	010712916	43,86	12	MD
MEA SK-ZT Gully intermediate part made of polymer concrete for a height extension	524	375	010154709	23,31	12	MD
MEA SK-UT short Gully lower part, with integrated drain outlet Ø 160 mm	524	335	010154726	25,16	4	MD
MEA SK-UT short Gully lower part, with integrated drain outlet Ø 200 mm	524	335	010154728	27,00	4	MD
MEADRAIN galv. sediment bucket for gully	-	-	010151846	3,54	60	MD

MEADRAIN DM 1500/1540 End cap

Article	Material	Height (mm)	EAN-Code	kg/unit	unit/pallet	MG
MEADRAIN DM 1500.SE End cap for channel start/end	Polymer concrete	280	010712954	0,66	1	MD
MEADRAIN DM 1540.SE End cap for channel start/end	Galv. steel	480	010712918	1,15	1	MD

> **NOTE** The detailed explanation of the footnotes can be found on page 436.

COVERS FOR MEADRAIN DM 1500 AND DM 1540 GULLY AND INSPECTION ELEMENT

With 4-fold bolted channel securement, suitable for the systems **MEADRAIN DM 1500** and **MEADRAIN DM 1540**. Loading classes A 15 to F 900 according to EN 1433.

Covers for gully and inspection elements, loading classes up to D 400, 4-fold bolted

Article	Material	Length (mm)	Inl. sect. area Ø cm ² /m above	EAN-Code	kg/unit	unit/pallet	MG
MEA 150 Ductile iron slotted grating-D 400-0.5 m 12/154 bolt fixing required *)***)****)	Ductile iron	500	630	010151173	6,20	130	MD

Polymer concrete

Covers for gully and inspection elements, loading classes up to F 900, 4-fold bolted

Article	Material	Length (mm)	Inl. sect. area Ø cm ² /m above	EAN-Code	kg/unit	unit/pallet	MG
MEA 150 Ductile iron slotted grating-F 900-0.5 m 12/147 bolt fixing required *)***)****)	Ductile iron	500	523	010151169	8,00	120	MD

Grating fixing mechanism

Article	Material	EAN-Code	kg/unit	unit/pallet	MG
MEADRAIN EN Galv.steel grating locking mechanism for all grating widths, 4 pieces/grating with 20NM torque will be needed	Galv. steel	010153096	0,02	1	MD
MEADRAIN EN Stainl.steel grating locking mechanism for all grating widths, 4 pieces/grating with 20NM torque will be needed *)	Stainl. steel	010153098	0,02	1	MD

Concrete

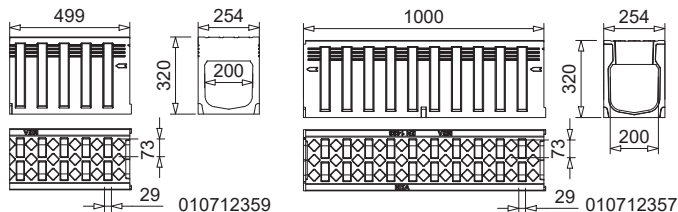
Metal

Rainwater treatment

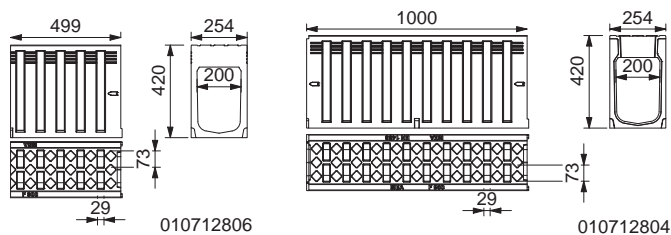
Door mat

> **NOTE** The detailed explanation of the footnotes can be found on page 436.

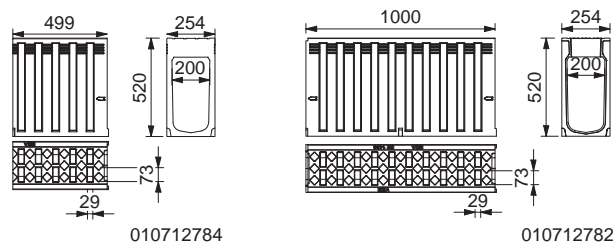
MEADRAIN DM 2000 DRAINAGE CHANNELS



MEADRAIN DM 2000 drainage channel



MEADRAIN DM 2020 drainage channel



MEADRAIN DM 2040 drainage channel

MEADRAIN DM 2000 POLYMER CONCRETE DRAINAGE CHANNEL MONOLITHIC CONSTRUCTION WITH SEALING JOINT ACCORDING TO EN 1433

Clear width of the channel body 200 mm, total width 254 mm. For the realisation of water level slopes. Loading classes A 15 to F 900 according to EN 1433. Load capacity according to specification, when installed according to the MEA installation instructions. Loading class D 400 also for the cross drainage of expressways and motorways. Drainage channel body DM 2000 DAL and DM 2000 DAR, loading class D 400, for the drainage of two-layer drainage asphalt.

MEADRAIN DM 2000/2020/2040 drainage channel body without slope, loading classes up to F 900

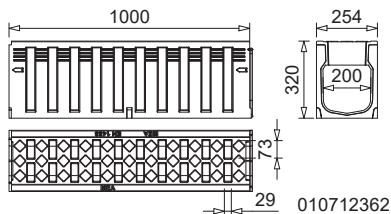
Article	Length (mm)	Height (mm)	Inl. sect. area Ø cm ² /m above	EAN-Code	kg/unit	unit/pallet	MG
MEADRAIN DM 2000.0 Drainage channel body	1000	320	560	010712357	79,36	9	MD
MEADRAIN DM 2000.0 Drainage channel body anthracite	1000	320	560	010712361	77,00	9	MD
MEADRAIN DM 2000.1 Drainage channel body *)	500	320	560	010712359	38,71	18	MD
MEADRAIN DM 2000.1 Drainage channel body anthracite	500	320	560	010712363	38,00	18	MD
MEADRAIN DM 2020.0 Drainage channel body *)	1000	420	560	010712804	92,40	8	MD
MEADRAIN DM 2020.1 Drainage channel body *)	500	420	560	010712806	45,00	16	MD
MEADRAIN DM 2040.0 Drainage channel body *)	1000	520	560	010712782	103,10	8	MD
MEADRAIN DM 2040.1 Drainage channel body *)	500	520	560	010712784	51,26	16	MD

MEADRAIN DM 2000/2020/2040 DAL II and DAR II Drainage channel body without slope, with lateral inlet slots, loading classes up to D 400

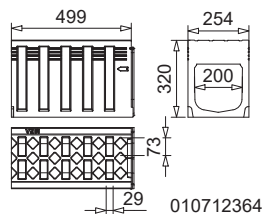
Article	Length (mm)	Height (mm)	Inl. sect. area Ø cm ² /m laterally	Inl. sect. area Ø cm ² /m above	EAN-Code	kg/unit	unit/pallet	MG
MEADRAIN DM 2000.0 DAL II Drainage channel body *)	1000	320	125	560	010712387	77,00	12	MD
MEADRAIN DM 2000.1 DAL II Drainage channel body *)	500	320	125	560	010712388	38,00	18	MD
MEADRAIN DM 2000.0 DAR II Drainage channel body *)	1000	320	125	560	010712393	77,00	12	MD
MEADRAIN DM 2000.1 DAR II Drainage channel body *)	500	320	125	560	010712394	38,00	18	MD
MEADRAIN DM 2020.0 DAL II Drainage channel body *)	1000	420	125	560	010712808	89,00	8	MD
MEADRAIN DM 2020.1 DAL II Drainage channel body *)	500	420	125	560	010712810	44,50	16	MD
MEADRAIN DM 2020.0 DAR II Drainage channel body *)	1000	420	125	560	010712812	89,00	8	MD
MEADRAIN DM 2020.1 DAR II Drainage channel body *)	500	420	125	560	010712814	44,50	16	MD
MEADRAIN DM 2040.0 DAL II Drainage channel body *)	1000	520	125	560	010712920	102,00	8	MD
MEADRAIN DM 2040.1 DAL II Drainage channel body *)	500	520	125	560	010712922	51,00	16	MD
MEADRAIN DM 2040.0 DAR II Drainage channel body *)	1000	520	125	560	010712924	102,00	8	MD
MEADRAIN DM 2040.1 DAR II Drainage channel body *)	500	520	125	560	010712926	51,00	16	MD

> **NOTE** The detailed explanation of the footnotes can be found on page 436.

MEADRAIN DMD 2000 DRAINAGE CHANNELS

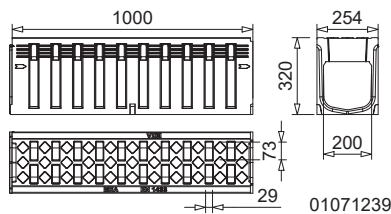


010712362

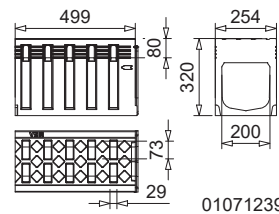


010712364

MEADRAIN DMD 2000 drainage channel

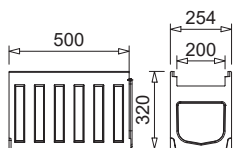


010712391



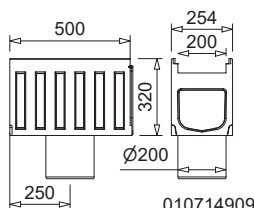
010712397

MEADRAIN DMD 2000 DAL/DAR II with lateral inlet slots



010712398

MEADRAIN DMD 2000.R inspection element



010714909

MEADRAIN DMD 2000.R inspection element with socket

MEADRAIN DMD 2000 POLYMER CONCRETE DRAINAGE CHANNEL MONOLITHIC CONSTRUCTION WITH SEALING JOINT ACCORDING TO EN 1433

Clear width of the channel body 200 mm, total width 254 mm. For the realisation of water level slopes. With molded-in EPDM sealing rubber in the channel joint. Loading classes A 15 to F 900 according to EN 1433. Load capacity according to specification, when installed according to the MEA installation instructions. Loading class D 400 also for the cross drainage of expressways and motorways. Drainage channel body DM 2000 DAL and DM 2000 DAR, loading class D 400, for the drainage of two-layer drainage asphalt.

MEADRAIN DMD 2000 drainage channel body without slope, loading classes up to F 900

Article	Length (mm)	Height (mm)	Inl. sect. area Ø cm ² /m above	EAN-Code	kg/unit	unit/pallet	MG
NEW MEADRAIN DMD 2000.0 Drainage channel body-1 m	1000	320	560	010712362	79,36	9	MD
NEW MEADRAIN DMD 2000.1 Drainage channel body-0.5 m	500	320	560	010712364	38,71	18	MD

Polymer concrete

MEADRAIN DMD 2000 DAL II and DAR II Drainage channel body without slope, with lateral inlet slots, loading classes up to D 400

Article	Length (mm)	Height (mm)	Inl. sect. area Ø cm ² /m laterally	Inl. sect. area Ø cm ² /m above	EAN-Code	kg/unit	unit/pallet	MG
NEW MEADRAIN DMD 2000.0 DAL II Drainage channel body-1 m ^{1) **)}	1000	320	125	560	010712391	77,00	12	MD
NEW MEADRAIN DMD 2000.1 DAL II Drainage channel body-0.5 m ^{1) **)}	500	320	125	560	010712392	38,00	18	MD
NEW MEADRAIN DMD 2000.0 DAR II Drainage channel body-1 m ^{2) 1) *}	1000	320	125	560	010712396	77,00	12	MD
NEW MEADRAIN DMD 2000.1 DAR II Drainage channel body-0.5 m ^{1) **)}	500	30	125	560	010712397	38,00	18	MD

Concrete

MEADRAIN DM / DMD 2000 ACCESSORIES

MEADRAIN DM 2000/2020/2040 inspection elements

Article	Length (mm)	Height (mm)	EAN-Code	kg/unit	unit/pallet	MG
MEADRAIN DM 2000.R Inspection element without cover	500	-	010712386	24,67	18	MD
MEADRAIN DM 2000 R/A Inspection element with connector HD-PE Ø 200 mm without cover	500	-	010714908	26,00	4	MD
MEADRAIN DM 2020.R Inspection element without cover	500	-	010712385	30,59	12	MD
MEADRAIN DM 2020.R/A Inspection element with socket HD-PE Ø 200 mm without cover	500	-	010714910	34,19	4	MD
MEADRAIN DM 2040.R Inspection element without cover ^{2) 1) *}	500	520	010712786	36,00	8	MD

Metal

MEADRAIN DMD 2000 inspection elements

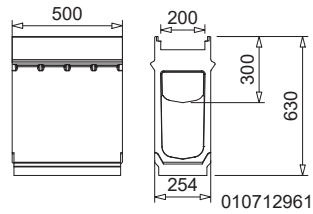
Article	Length (mm)	Height (mm)	EAN-Code	kg/unit	unit/pallet	MG
NEW MEADRAIN DMD 2000.R Inspection element-0.5 m	500	-	010712398	23,50	8	MD
NEW MEADRAIN DMD 2000 R/A Inspection element with socket Ø 200 mm-0.5 m	500	-	010714909	26,00	4	MD

Rainwater treatment

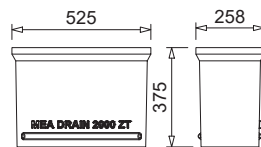
> **NOTE** The detailed explanation of the footnotes can be found on page 436.

Door mat

MEADRAIN DM 2000 ACCESSORIES

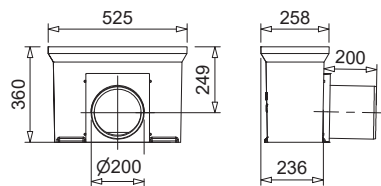


MEADRAIN DM 2000 gully upper part without cover



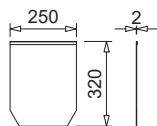
010154708

MEA SK-ZT



010713883


MEA SK-UT



010712375

MEADRAIN DM 2000 end caps

COVERS FOR MEADRAIN DM 2000 GULLY AND INSPECTION ELEMENT



Ductile iron slotted grating

MEADRAIN DM / DMD 2000 ACCESSORIES

Gullies for MEADRAIN DM 2000/2020/2040 and MEADRAIN DMD 2000

Article	Length (mm)	Height (mm)	EAN-Code	kg/unit	unit/pallet	MG
MEADRAIN DM 2000.SK-OT Gully upper part without cover	500	630	010712961	25,00	8	MD
MEADRAIN DM 2020.SK-OT Gully upper part without cover	500	630	010712962	36,00	8	MD
MEADRAIN DM 2040.SK-OT Sink box upper part without cover	500	630	010712963	38,00	8	MD
MEADRAIN 2000 SK-ZT Gully intermediate part made of polymer concrete for a height extension	525	375	010154708	25,20	12	MD
MEADRAIN 2000 SK-UT-KURZ/A short Gully lower part, with integrated drain outlet Ø 160 mm	525	360	010713882	23,69	4	MD
MEADRAIN 2000 SK-UT-KURZ/A short Gully lower part, with integrated drain outlet Ø 200 mm	525	360	010713883	23,70	4	MD
MEA 150/200 sediment bucket plastic *)	-	-	010710153	3,10	1	MD

Polymer concrete

End caps for MEADRAIN DM 2000/2020/2040 and MEADRAIN DMD 2000

Article	Material	Height (mm)	EAN-Code	kg/unit	unit/pallet	MG
MEADRAIN DM 2000.SE End cap for channel start/end	Galv. steel	320	010712375	0,93	6	MD
MEADRAIN DM 2020.SE End cap for channel start/end *)	Galv. steel	420	010712822	1,26	1	MD
MEADRAIN DM 2040.SE End cap for channel start/end *)	Galv. steel	520	010712800	0,70	1	MD

Concrete

COVERS FOR MEADRAIN DM 2000 GULLY AND INSPECTION ELEMENT

Suitable for the system **MEADRAIN DM 2000**. Loading classes A 15 to F 900 according to EN 1433.

MEADRAIN DM/DMD 2000 Covers for gully and inspection element, loading classes up to D 400, 4-fold bolted

Article	Material	Length (mm)	Inl. sect. area Ø cm ² /m above	EAN-Code	kg/unit	unit/pallet	MG
MEA EN 200 Ductile iron slotted grating-D 400-0.5 m 18/96 bolt fixing required *)***)****)	Ductile iron	500	962	010154236	7,27	54	MD

Metal

MEADRAIN DM/DMD 2000 Cover for inspection element and gully, loading classes up to F 900, 4-fold bolted

Article	Material	Length (mm)	Inl. sect. area Ø cm ² /m above	EAN-Code	kg/unit	unit/pallet	MG
MEA EN 200 Ductile iron slotted grating-F 900-0.5 m 17/94 bolt fixing required *)***)****)	Ductile iron	500	960	010154237	11,20	80	MD

Rainwater treatment

Grating fixing mechanism

Article	Material	EAN-Code	kg/unit	unit/pallet	MG
MEADRAIN EN Galv.steel grating locking mechanism for all grating widths, 4 pieces/grating with 20NM torque will be needed	Galv. steel	010153096	0,02	1	MD
MEADRAIN EN Stainl.steel grating locking mechanism for all grating widths, 4 pieces/grating with 20NM torque will be needed *)	Stainl. steel	010153098	0,02	1	MD

Door mat


> **NOTE** The detailed explanation of the footnotes can be found on page 436.



MEALINE S, G AND 55

The MEALINE drainage channel made of polymer concrete has been designed to be used in gardens, around terraces or in front of a private parking garage.

The MEALINE is available with a large choice of gratings made of ductile iron or galvanised steel. A large choice of accessories is completing the product range, making it a versatile and easy to install product.



Covering gratings in various materials

Polymer concrete drainage channel body

- > Loading class up to B 125
- > Channel body made of polymer concrete
- > Large choice of gratings
- > Easy installation

MEALINE



MEALINE S complete channel with slotted grating

MEALINE S, G AND 55 POLYMER CONCRETE DRAINAGE CHANNEL WITH GRATING PASSABLE FOR CARS

Passenger car passable drainage channel without slope made of polymer concrete, optionally with galvanised or stainless-steel slotted grating, galvanised mesh grating or ductile iron grating. Clear width 100 mm, total width 130 mm. Loading class A 15 to B 125 according to EN 1433. Load capacity according to MEA installation instructions.

MEALINE 55 complete channel without slope, loading class A 15

Article	Length (mm)	Height (mm)	EAN-Code	kg/unit	unit/pallet	MG
MEALINE 55 Complete channel with galv. covering slotted grating-A 15-1 m	1000	55	010150791	5,91	72	MG

MEALINE S complete channel without slope, loading class A 15 according to EN 1433

Article	Length (mm)	Height (mm)	EAN-Code	kg/unit	unit/pallet	MG
MEALINE S Complete channel with galv. covering slotted grating-A 15-1 m	1000	78	010150763	6,60	60	MG
MEALINE S Complete channel with galv. covering slotted grating-A 15-1 m Block pallet	1000	78	041150763	7,10	117	MG

MEALINE G complete channel without slope, loading class B 125 according to EN 1433

Article	Length (mm)	Height (mm)	EAN-Code	kg/unit	unit/pallet	MG
MEALINE G Complete channel with two covering slotted gratings-B 125-1 m *)	1000	81	010150769	9,92	60	MG

MEALINE POLYMER CONCRETE DRAINAGE CHANNEL PASSABLE FOR CARS

Clear width of the drainage channel body 100 mm, total width 78 mm to 81 mm. Suitable for all channel covers **MEA 100 CLIPFIX** with and without longitudinal shift protection. Loading class B 125 according to EN 1433. Load capacity according to MEA installation instructions.

MEALINE Drainage channel without slope, loading classes up to B 125

Article	Length (mm)	Height (mm)	EAN-Code	kg/unit	unit/pallet	MG
MEALINE Drainage channel body only	1000	75	010150767	5,30	90	MG

MEALINE 55 Drainage channel without slope, loading classes up to B 125

Article	Length (mm)	Height (mm)	EAN-Code	kg/unit	unit/pallet	MG
MEALINE 55 Drainage channel body only	1000	55	010150789	4,91	54	MG

> NOTE The detailed explanation of the footnotes can be found on page 436.

MEALINE ACCESSORIES

MEALINE End caps

Article	Material	Height (mm)	EAN-Code	kg/unit	unit/pallet	MG
MEAGARD II/MEALINE.SE End cap for channel start/end	PP	113	010150191	0,04	1	MG
MEALINE S.E End cap for channel end with pipe outlet \varnothing 110 mm	PP	145	010150195	0,07	1	MG

MEALINE 55 End cap

Article	Material	Height (mm)	EAN-Code	kg/unit	unit/pallet	MG
MEALINE 55.SE End cap	Polymer concrete	50	010150793	0,06	1	MG

MEALINE Corner piece

Article	Length (mm)	Height (mm)	Material	EAN-Code	kg/unit	unit/pallet	MG
MEALINE Corner piece	-	-	Galv. steel, Polymer concrete	010150172	1,90	60	MG

MEALINE S and G silt box with cover

Article	Length (mm)	Height (mm)	EAN-Code	kg/unit	unit/pallet	MG
MEALINE S.EK silt box with galv. covering slotted grating-A 15-0.5 m incl. sediment bucket	500	288	010150779	13,30	10	MG
MEALINE G.EK silt box with ductile iron covering grating-B 125-0.5 m incl. sediment bucket *)	500	291	010150771	14,00	10	MG
MEADRAIN/MEAGARD/MEALINE Drainage set with \varnothing 110 mm connector, Sediment bucket and odour seal	110	198	010150730	0,20	1	MG

MEALINE S, G AND 55 CHANNEL COVERS

Loading classes A 15 to B 125 according to EN 1433.

Channel covers for MEAGARD II and MEALINE, loading class A 15 with snap-in channel cover securement

Article	Material	Length (mm)	Inlet sect. area \varnothing cm ² /m above	EAN-Code	kg/unit	unit/pallet	MG
MEAGARD II-LINE Galv. slotted grating-A 15-1 m SP *)	Galv. steel	1000	-	010150773	1,40	42	MG
MEAGARD II-LINE Galv. slotted grating-A 15-0.5 m SP *)	Galv. steel	500	-	010150774	0,70	1	MG
MEAGARD II-LINE Stainl. steel slotted grating-A 15-1 m SP *)	Stainl. steel	1000	-	010150781	1,34	400	MG
MEAGARD II-LINE Stainl. steel slotted grating-A 15-0.5 m SP *)	Stainl. steel	500	-	010150783	0,68	400	MG

Channel covers for MEAGARD II, loading class A 15 without channel cover securement

Article	Material	Length (mm)	Inlet sect. area \varnothing cm ² /m above	EAN-Code	kg/unit	unit/pallet	MG
MEAGARD II Galv. mesh grating 30/10-A 15-1 m *)	Galv. steel	1000	-	010150147	2,63	1	MG
MEAGARD II Galv. mesh grating 30/10-A 15-0.5 m *)	Galv. steel	500	-	010150149	1,34	1	MG

Channel covers for MEAGARD II, loading class B 125 with snap-in channel cover securement

Article	Material	Length (mm)	Inlet sect. area \varnothing cm ² /m above	EAN-Code	kg/unit	unit/pallet	MG
MEAGARD II Ductile iron slotted grating-B 125-0.5 m 12/84 SP *)****)	Ductile iron	500	-	010150145	2,21	204	MG

> **NOTE** The detailed explanation of the footnotes can be found on page 436.

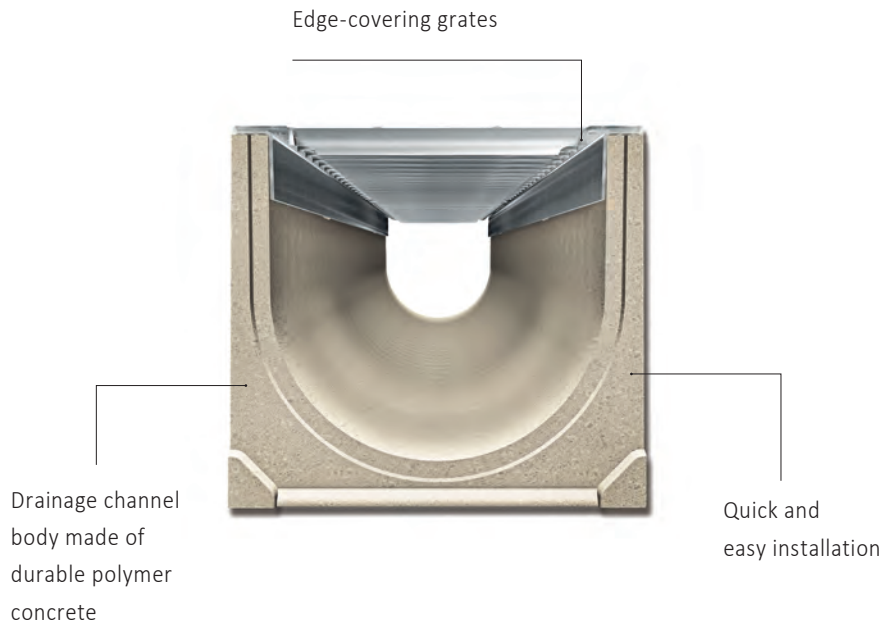
POLYMER CONCRETE | MEAGARD II/165/200



MEAGARD II/165/200

Light and quick to install, yet durable and low-maintenance, this drainage solution is perfectly suited for all applications around houses and gardens. MEAGARD II was specially developed to offer for every household or residential complex a drainage

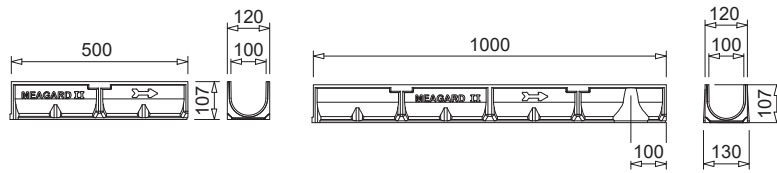
system which is solid, easy to maintain and economical. An extensive range of accessories and large selection of gratings enable an easy, professional installation with maximum design freedom.



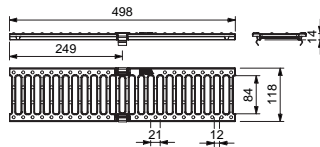
> Polymer concrete drainage channel body with edge-covering gratings

> Wide range of accessories available
> Grates made of galvanised steel, stainless-steel or ductile iron

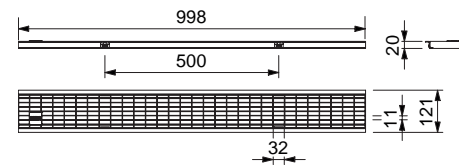

MEAGARD II CHANNELS



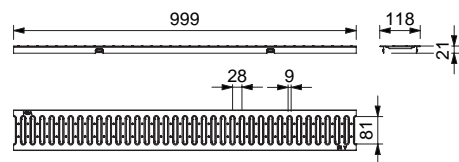
MEAGARD II complete channel with galvanised slotted grating




MEAGARD II complete channel with ductile iron grating



MEAGARD II complete channel with galvanised mesh grating



MEAGARD II complete channel with slotted grating made of stainless-steel



MEAGARD II complete channel with design grating HONEYCOMB

MEAGARD II S, G, M AND E POLYMER CONCRETE DRAINAGE CHANNEL WITH GRATING PASSABLE FOR CARS

Passenger car passable drainage channel without slope made of polymer concrete, optionally with galvanised or stainless-steel slotted grating, galvanised mesh grating or ductile iron grating. Clear width 100 mm, total width 130 mm. Loading classes A 15 to B 125 according to EN 1433.

MEAGARD II S complete channel with galvanised slotted grating with snap-in locking mechanism, passable passenger cars 22)

Article	Length (mm)	Height (mm)	EAN-Code	kg/unit	unit/pallet	MG
MEAGARD II S complete channel 1 m with galv. slotted grating ¹⁾²²⁾	1000	110	010150121	8,44	48	MG
MEAGARD II S complete channel 0.5 m with galv. slotted grating ²²⁾	500	110	010150123	4,25	96	MG
MEAGARD II S/A complete channel with galv. slotted grating with tight formed-in flanged drain outlet Ø 110 mm ⁸⁾²²⁾	1000	110	010150128	8,20	24	MG

Polymer concrete

MEAGARD II G complete channel with ductile iron slotted grating with snap-in locking mechanism, loading classes up to B 125

Article	Length (mm)	Height (mm)	EAN-Code	kg/unit	unit/pallet	MG
MEAGARD II G complete channel 1 m with 2 ductile iron grates-B 125 ^{1)*)****)}	1000	115	010150125	11,69	42	MG
MEAGARD II G complete channel 0.5 m with ductile iron grating-B 125 ^{1)*)****)}	500	115	010150127	5,90	84	MG
MEAGARD II G/A complete channel with tight formed-in flanged drain outlet Ø 110 mm and ductile iron slotted grating-B 125- ^{8)*)****)}	1000	115	010150130	11,00	24	MG

Concrete

MEAGARD II M complete channel with galvanised mesh grating 30/10 with snap-in locking mechanism, passable passenger cars 22)

Article	Length (mm)	Height (mm)	EAN-Code	kg/unit	unit/pallet	MG
MEAGARD II M complete channel with galv. mesh grating 30/10 ¹⁾²²⁾	1000	110	010150129	10,30	48	MG
MEAGARD II M complete channel with galv. mesh grating 30/10 ^{22)*)}	500	110	010150131	5,15	84	MG
MEAGARD II M channel 1 m incl. mesh grating 30/10 covering, galvanised, with molded drain socket Ø 110 mm ⁸⁾²²⁾	1000	110	010150140	10,30	24	MG

MEAGARD II E complete channel with stainless-steel grating with snap-in locking mechanism, passable passenger cars *) 22)

Article	Length (mm)	Height (mm)	EAN-Code	kg/unit	unit/pallet	MG
MEAGARD II E complete channel 1 m with stainl.steel slotted grating ^{1)22)*)}	1000	110	010150115	8,20	48	MG
MEAGARD II E complete channel 0.5 m with stainl.steel slotted grating ^{22)*)}	500	110	010150117	4,30	96	MG

Metal

NEW MEAGARD II H complete channel with ductile iron HONEYCOMB grating, loading classes up to B 125

Article	Length (mm)	Height (mm)	EAN-Code	kg/unit	unit/pallet	MG
MEAGARD II H channel incl. 2 HONEYCOMB ductile iron gratings covering B 125-1 m ^{1)****)}	1000	115	010150136	12,50	42	MG

Rainwater treatment

MEAGARD II DRAINAGE CHANNEL BODY

Drainage channel suitable for passenger cars without slope, made of polymer concrete, clear width 100 mm, total width 130 mm. loading classes A 15 to B 125 according to EN 1433.

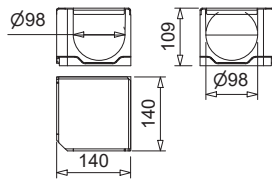

MEAGARD II Drainage channel body

Article	Length (mm)	Height (mm)	EAN-Code	kg/unit	unit/pallet	MG
MEAGARD II/A Drainage channel body, 1 m ^{4)*)}	1000	108	010150133	7,00	90	MG
MEAGARD II/A Drainage channel body, 0.5 m ^{4)*)}	500	108	010150135	3,50	120	MG
MEAGARD II/A Drainage channel body with Ø 110 mm outlet ^{8)*)}	1000	108	010150132	7,00	30	MG

Door mat

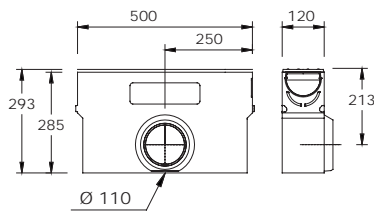
> **NOTE** The detailed explanation of the footnotes can be found on page 436.

MEAGARD II ACCESSORIES

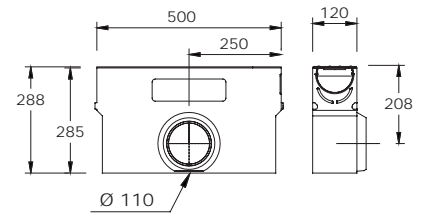


010150170

MEAGARD II corner element

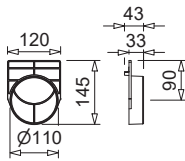



010150139



010150137

MEAGARD II gully with galv. slotted grating



010150193

MEAGARD II end caps

MEAGARD II S, G, M AND E ACCESSORIES

MEAGARD II Corner element with solid cover made of galvanised steel

Article	Length (mm)	Height (mm)	EAN-Code	kg/unit	unit/pallet	MG
MEAGARD II corner element with galv. solid cover ^{22)*)}	140	110	010150170	2,30	48	MG

MEAGARD II silt box incl. grate and sediment bucket

Article	Length (mm)	Height (mm)	EAN-Code	kg/unit	unit/pallet	MG
MEAGARD II S.EK silt box with galv. slotted grating with sediment bucket ²²⁾	500	288	010150137	13,30	10	MG
MEAGARD II G.EK silt box with ductile iron slotted grating-B 125-with sediment bucket ^{*)}	500	293	010150139	14,00	10	MG
MEAGARD II M.EK silt box with covering galv. mesh grating 30/10 with sediment bucket ^{22)*)}	500	288	010150141	12,71	10	MG
MEAGARD II E.EK silt box with covering stainl.steel slotted grating with sediment bucket ^{22)*)}	500	293	010150119	13,30	10	MG
MEAGARD II EK silt box without grating with sediment bucket ^{*)}	500	-	010150143	12,35	10	MG
MEAGARD LINE-RIN-FLUID 1000-Plastic sediment bucket ^{*)}	466	150	010710061	0,31	1	MG

MEAGARD II end caps

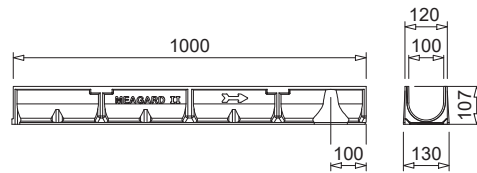

Article	Material	Height (mm)	EAN-Code	kg/unit	unit/pallet	MG
MEAGARD II/MEALINE.SE End cap for channel start/end	PP	113	010150191	0,04	1	MG
MEAGARD II.E End cap for the end of the channel with HD-PE connection piece Ø 110 mm	PP	145	010150193	0,06	1	MG

MEAGARD II Accessories

Article	Material	EAN-Code	kg/unit	unit/pallet	MG
MEADRAIN/MEAGARD/MEALINE Drainage set with Ø 110 mm connector, Sediment bucket and odour seal	PP	010150730	0,20	1	MG
MEAGARD Outlet Ø 110 mm, with moulded support ring for holding the odour trap 010145060 ^{*)}	PP	010150197	0,80	1	MG

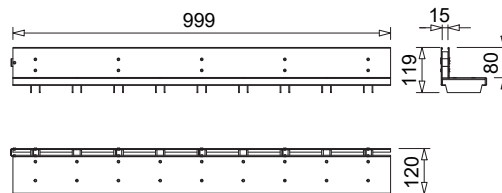
> **NOTE** The detailed explanation of the footnotes can be found on page 436.

MEAGARD II WITH TSL80



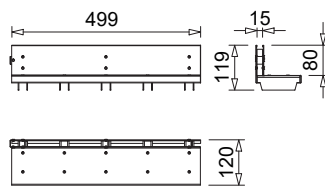
010150133

MEAGARD II with TSL80



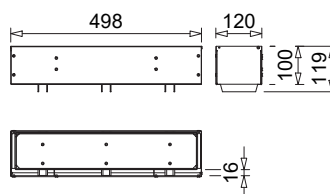
010150184

TSL80 length 1000 mm



010150185

TSL80 length 500 mm



010150186

TSL80 Revision element

MEAGARD II TSL 80 TOPSLOTS

Topslot made of galvanised steel with matching accessories for the **MEAGARD II** drainage system.

NEW MEAGARD II TSL 80 TOPSLOTS lateral, neck height 80 mm, loading class B 125

Article	Material	Length (mm)	Inl. sect. area Ø cm ² /m above	EAN-Code	kg/unit	unit/pallet	MG
MEAGARD II TSL 80 TOPSLOT-B 125-galv-1 m-sided	Galv. steel	1000	-	010150184	4,10	1	GR
MEAGARD II TSL 80 TOPSLOT-B 125-galv-0.5 m-sided	Galv. steel	500	-	010150185	2,05	1	GR
MEAGARD II TSL.R/80 Revision element-B 125-galv-0.5 m-sided	Galv. steel	500	-	010150186	1,60	1	GR

NEW MEAGARD II TSL 80 TOPSLOT end caps

Article	Material	Height (mm)	EAN-Code	kg/unit	unit/pallet	MG
MEAGARD II TSL 80.SE galv. end cap *)	Galv. steel	-	010150187	0,27	1	GR

MEAGARD II LINE DRAINAGE CHANNEL COVERS

Suitable for the MEAGARD II and MEALINE system. For channel body and silt box. Total width of grating 118 mm. Loading classes A 15 to B 125 according to EN 1433.

Channel covers for MEAGARD II and MEALINE, loading class A 15 with snap-in channel cover securement

Article	Material	Length (mm)	Inl. sect. area Ø cm ² /m above	EAN-Code	kg/unit	unit/pallet	MG
MEAGARD II-LINE Galv. slotted grating-A 15-1 m SP *)	Galv. steel	1000	-	010150773	1,40	42	MG
MEAGARD II-LINE Galv. slotted grating-A 15-0.5 m SP *)	Galv. steel	500	-	010150774	0,70	1	MG
MEAGARD II-LINE Stainl. steel slotted grating-A 15-1 m SP *)	Stainl. steel	1000	-	010150781	1,34	400	MG
MEAGARD II-LINE Stainl. steel slotted grating-A 15-0.5 m SP *)	Stainl. steel	500	-	010150783	0,68	400	MG

Channel covers for MEAGARD II, loading class B 125 with snap-in channel cover securement

Article	Material	Length (mm)	Inl. sect. area Ø cm ² /m above	EAN-Code	kg/unit	unit/pallet	MG
MEAGARD II Ductile iron slotted grating-B 125-0.5 m 12/84 SP *)****)	Ductile iron	500	-	010150145	2,21	204	MG

Channel covers for MEAGARD II, loading class A 15 without channel cover securement

Article	Material	Length (mm)	Inl. sect. area Ø cm ² /m above	EAN-Code	kg/unit	unit/pallet	MG
MEAGARD II Galv. mesh grating 30/10-A 15-1 m *)	Galv. steel	1000	-	010150147	2,63	1	MG
MEAGARD II Galv. mesh grating 30/10-A 15-0.5 m *)	Galv. steel	500	-	010150149	1,34	1	MG

> **NOTE** The detailed explanation of the footnotes can be found on page 436.

MEAGARD 200



MEAGARD 200 + mesh grating

MEAGARD 165 POLYMER CONCRETE DRAINAGE CHANNEL INCL. COVER

Passenger car passable drainage channel without slope made of polymer concrete. Clear width 140 mm, total width 165 mm. Loading class A 15 according to EN 1433. Load capacity according to specification, when installed according to the MEA installation instructions.

MEAGARD 165 Complete drainage channel incl. cover, loading class A 15

Article	Length (mm)	Height (mm)	EAN-Code	kg/unit	unit/pallet	MG
MEAGARD 165 complete channel with galv. mesh grating 30/10-A 15-1 m	1000	117	010150331	14,10	35	MG

MEAGARD 165 POLYMER CONCRETE DRAINAGE CHANNEL

Passenger car passable drainage channel without slope made of polymer concrete. Clear width 140 mm, total width 165 mm. Loading classes A 15 to C 250 according to EN 1433. Load capacity according to specification, when installed according to the MEA installation instructions.

MEAGARD 165 Drainage channel body, loading classes up to C 250

Article	Length (mm)	Height (mm)	EAN-Code	kg/unit	unit/pallet	MG
MEAGARD 165 Drainage channel body-C 250-1 m	1000	115	010150337	9,70	20	MG

MEAGARD 165 ACCESSORIES

MEAGARD 165 End cap

Article	Material	Height (mm)	EAN-Code	kg/unit	unit/pallet	MG
MEAGARD 165.SE End cap for channel start/end	Polymer concrete	120	010150335	0,60	1	MG

MEAGARD 165 CHANNEL COVERS

Loading class A 15 according to EN 1433.

Channel covers for MEAGARD 165, loading class A 15, bolt fixing required

Article	Material	Length (mm)	Inl. sect. area \varnothing cm ² /m above	EAN-Code	kg/unit	unit/pallet	MG
MEAGARD 165 Galv. covering mesh grating 998x163 30/10-A 15	Galv. steel	1000	-	010195000	3,86	100	MG

> NOTE The detailed explanation of the footnotes can be found on page 436.

MEAGARD 200 POLYMER CONCRETE DRAINAGE CHANNEL

Clear width 150 mm, total width 200 mm. Channel bodies made of polymer concrete. Loading classes A 15 to B 125 according to EN 1433. Load capacity according to specification, when installed according to the MEA installation instructions.

MEAGARD 200 Complete drainage channel incl. cover

Article	Length (mm)	Height (mm)	EAN-Code	kg/unit	unit/pallet	MG
MEAGARD 200 complete channel with galv. mesh grating 30/10-A 15-1 m	1000	153	010150564	17,72	24	MG
MEAGARD 200 complete channel with ductile iron slotted grating-B 125-1 m *)	1000	155	010150567	22,67	24	MG

MEAGARD 200 Drainage channel body, loading classes up to B 125

Article	Length (mm)	Height (mm)	EAN-Code	kg/unit	unit/pallet	MG
MEAGARD 200 Drainage channel body-B 125-1 m	1000	150	010150570	13,50	40	MG

MEAGARD 200 ACCESSORIES

MEAGARD 200 End caps

Article	Material	Height (mm)	EAN-Code	kg/unit	unit/pallet	MG
MEAGARD 200.SE End cap for channel start/end	Polymer concrete	150	010150576	1,07	1	MG
MEAGARD 200.E End cap for channel end with Ø 110 mm outlet	Polymer concrete	155	010150578	1,20	1	MG

MEAGARD 200 CHANNEL COVERS

Loading classes A 15 to B 125 according to EN 1433.

Drainage channel covers for MEAGARD 200, loading classes up to B 125, bolt fixing required

Article	Material	Length (mm)	Inl. sect. area Ø cm ² /m above	EAN-Code	kg/unit	unit/pallet	MG
MEA 200 Ductile iron slotted grating-B 125-0.5 m 12/150 bolt fixing required *)****)	Ductile iron	500	630	010150584	4,80	180	MG
MEA 200 Ductile iron slotted covering grating-B 125-0.5 m 12/150 bolt fixing required *)****)	Ductile iron	500	-	045150584	5,00	1	MG
MEA 200 Galv. mesh grating 30/10-A 15-1 m bolt fixing required	Galv. steel	1000	1420	010150580	4,49	96	MG

Grating fixing mechanism

Article	Material	EAN-Code	kg/unit	unit/pallet	MG
MEAGARD 200 Locking mechanism for 30/10 mesh gratings	Galv. steel	010150588	0,23	1	MG
MEAGARD 200 Locking mechanism for grates made of ductile iron	Galv. steel	010153159	0,22	1	MG

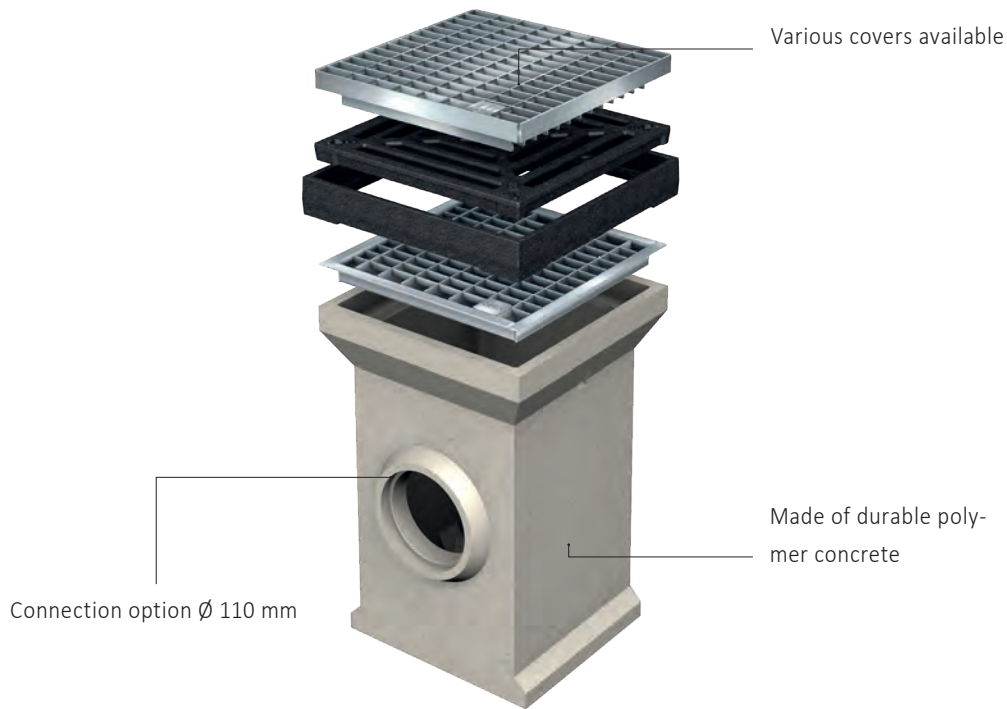
> **NOTE** The detailed explanation of the footnotes can be found on page 436.



MEAGARD COURTYARD GULLY

Perfectly suitable for point drainage in the home and garden area: the MEAGARD courtyard gully made of durable polymer concrete with visually appealing covers made of galvanised steel or ductile iron.

MEAGARD courtyard gully is used where the requirements for a linear drainage system are not given. Thanks to the optimal geometry and perfect inlet cross-section the MEAGARD courtyard gully offer a safe point drainage solution.



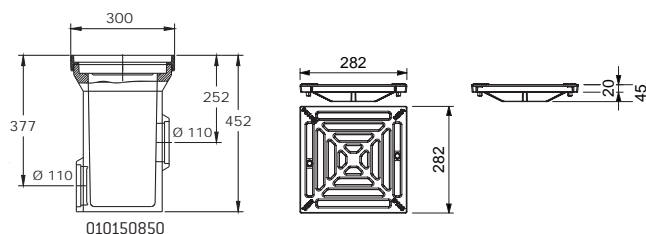
- > Covers made of ductile iron or galvanised steel
- > Including odour trap and sediment bucket

- > With ductile iron top frame or covering mesh grating

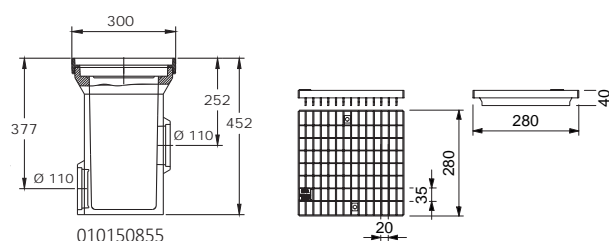
MEAGARD COURTYARD GULLY

A 15 B 125

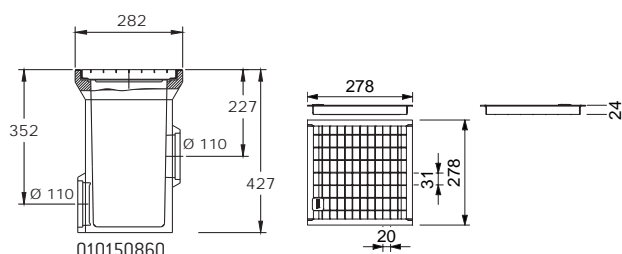
MEAGARD COURTYARD GULLY



MEAGARD complete yard gully with ductile iron grating



MEAGARD complete yard gully with mesh grating 20/30



MEAGARD complete yard gully with covering galvanised mesh grating 30/20

MEAGARD POLYMER CONCRETE COURTYARD GULLY

Courtyard gully made of polymer concrete with sediment bucket, odour trap and connector \varnothing 110 mm. Optionally with ductile iron grating (B 125), galvanized mesh grating 20/30 (B 125) and covering galvanized mesh grating 30/20 (passable passenger cars). Loading classes A 15 to B 125 (gratings according to EN 124), including ductile iron stacking frame.

MEAGARD courtyard gully complete with covers

Article	Length (mm)	Width (mm)	Height (mm)	EAN-Code	kg/unit	unit/pallet	MG
MEAGARD complete yard gully with ductile iron grating-B 125 ^{*)****)}	300	300	452	010150850	30,09	16	MG
MEAGARD complete yard gully with galv. mesh grating 20/30-B 125	300	300	452	010150855	30,40	16	MG
MEAGARD complete yard gully with galv. mesh grating 30/20-passable passenger cars ²⁾	282	282	427	010150860	22,65	16	MG

> **NOTE** The detailed explanation of the footnotes can be found on page 436.

MEAGARD POLYMER CONCRETE COURTYARD GULLY

Courtyard gully made of polymer concrete with sediment bucket, odour trap and connector Ø 110 mm. Optionally with ductile iron grating (B 125), galvanized mesh grating 20/30 (B 125) and covering galvanized mesh grating 30/20 (passable passenger cars). Loading classes A 15 to B 125 (gratings according to EN 124), including ductile iron stacking frame.

Locking bolt for MEAGARD

Article	Material	EAN-Code	kg/unit	unit/pallet	MG
MEAGARD Gully locking mechanism for ductile iron and mesh gratings, B 125, Stainl.steel 2 bolts per grating. Grating fixing mechanism only in gully lower part possible! *)	Stainl. steel	010153196	0,02	1	MG

MEAGARD COURTYARD GULLY ACCESSORIES

MEAGARD courtyard gully single components

Article	Material	Length (mm)	Width (mm)	Height (mm)	EAN-Code	kg/unit	unit/pallet	MG
MEAGARD courtyard gully under part 282 x 282 x 425 mm with possible connection Ø 100 mm *)	Polymer concrete	282	282	425	010150800	17,42	16	MG
MEAGARD courtyard gully ductile iron stacking frame 300 x 300 mm *)	Ductile iron	300	300	45	010150825	3,40	90	MG

MEAGARD courtyard gully additional elements for height compensation

Article	Length (mm)	Width (mm)	Height (mm)	EAN-Code	kg/unit	unit/pallet	MG
MEAGARD courtyard gully compensation element for height adjustment, H= 60 mm, no grating bolt locking mechanism possible *)	282	282	60	010150810	3,20	36	MG
MEAGARD courtyard gully height adjustment element to increase construction height, H= 250 mm with moulded inserts Ø 110 mm on both sides for rainwater pipes, no grating bolt locking mechanism possible *)	282	282	250	010150805	11,37	18	MG

MEAGARD courtyard gully accessories

Article	Material	EAN-Code	kg/unit	unit/pallet	MG
MEAGARD courtyard gully sediment bucket made of plastic	Polyethylene	010710063	0,20	1	MG
MEAGARD courtyard gully GVS odour trap	Polymer concrete	010150815	3,04	86	MG
MEA NBR lip sealing ring Ø 110 mm made of highly resistant synthetic rubber for the liquid-tight connection of drain pipes *)	Nitrile rubber	010153883	0,02	1	MD
MEA ResiFix PY composite mortar (styrene-free) 165 ml cartridge + 2 mixing outlets *)	Polyester resin 2-component	010504205	0,35	1	MD

MEAGARD COURTYARD GULLY COVERS

Loading classes A 15 to B 125 according to EN 1433.

MEAGARD courtyard gully cover, loading classes up to B 125

Article	Material	Length (mm)	Width (mm)	EAN-Code	kg/unit	unit/pallet	MG
MEAGARD courtyard gully ductile iron cover 16/192 mm B 125 *)****)	Ductile iron	280	280	010150830	4,90	99	MG
MEAGARD courtyard gully 20/30 mesh grating cover B 125 *)	Galv. steel	280	280	010150835	3,88	168	MG
MEAGARD courtyard gully 30/20 mesh grating cover-Passable passenger cars *)	Galv. steel	282	282	010150840	1,23	336	MG

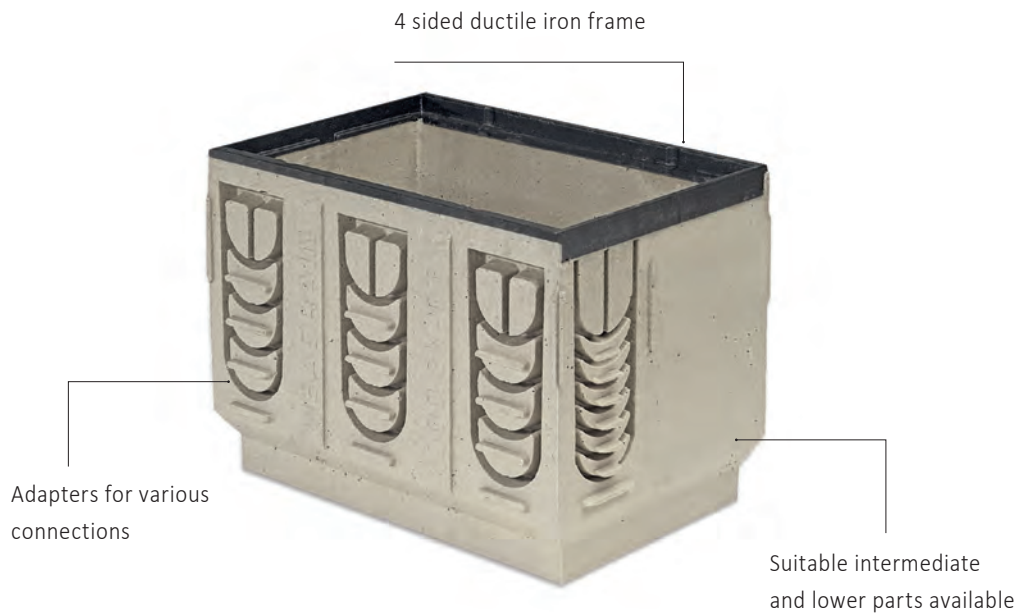
> **NOTE** The detailed explanation of the footnotes can be found on page 436.



MEADRAIN EN POINT DRAINAGE

In some cases, a point drainage is the better method of quickly and safely discharging rainwater. Even for high

loads, the point drainage EN is ideally suited for this purpose.



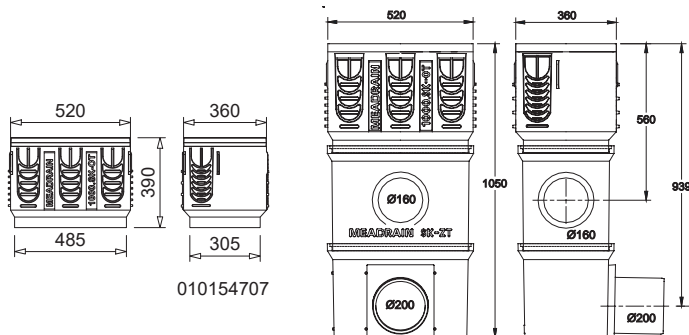
- > With non-bolted PROFIX channel securement
- > Matching ductile iron covers

- > Loading class F 900

MEADRAIN EN POINT DRAINAGE



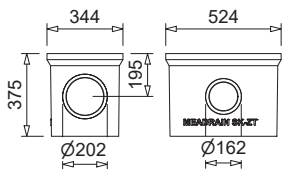
MEADRAIN EN Point inlet upper part



010154707



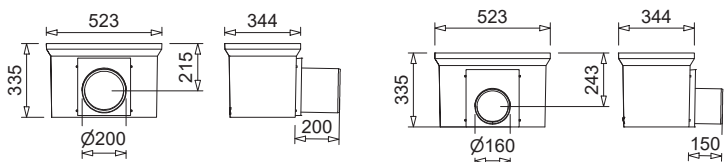
MEA SK-ZT



010154709



MEA SK-UT short



010154728

010154726

MEA 300 PROFIX CHANNEL COVER



Ductile iron slotted grating

MEADRAIN EN POINT DRAINAGE

Point inlet made of polymer concrete, suitable for drainage channel covers **MEA 300 PROFIX**. Also usable as gully for the channel system MEADRAIN EN 1000. General Building Authority Approval Z- 74.4- 28

Point drain made of polymer concrete with surrounding ductile iron frame, suitable for MEA 300 PROFIX channel covers. Can also be used as a gully for the MEADRAIN EN 1000 channel system

Article	Length (mm)	Height (mm)	EAN-Code	kg/unit	unit/pallet	MG
MEADRAIN EN SK-OT point inlet upper part with integrated ductile iron frame *)	520	390	010154707	43,85	8	MD
MEA SK-ZT Gully intermediate part made of polymer concrete for a height extension	524	375	010154709	23,31	12	MD
MEA SK-UT short Gully lower part, with integrated drain outlet Ø 160 mm	524	335	010154726	25,16	4	MD
MEA SK-UT short Gully lower part, with integrated drain outlet Ø 200 mm	524	335	010154728	27,00	4	MD
MEA SK-UT short variant, gully lower part with moulded inserts for connection of drains Ø 160 mm and Ø 200 mm ^{16) *)}	524	335	010154711	24,18	12	MD
MEA SK-UT deep gully lower part with moulded inserts for connection of drains Ø 160 mm and Ø 200 mm ^{16) *)}	524	485	010154719	33,60	8	MD
MEA Gully plastic sediment bucket-short for gully with upper and lower part	-	-	010154714	1,90	60	MD
MEA Gully plastic sediment bucket-long for gully with upper, intermediate and lower part *)	-	-	010154718	2,50	40	MD
NBR-sealing ring Ø 160 mm for water-tight connection of lower gully section *)	-	-	010153885	0,05	1	MD
NBR-sealing ring Ø 200 mm for water-tight connection of lower gully section *)	-	-	010153889	0,05	1	MD

Polymer concrete

Concrete

MEADRAIN EN POINT DRAINAGE ACCESSORIES

MEADRAIN EN Point inlet accessories

Article	EAN-Code	kg/unit	unit/pallet	MG
SABA SEALER MBT-Sealant 0,45L *)	010155801	0,71	1	MD
SABA installation set for SEALER MBT *)	010155809	3,66	1	MD

Metal

MEA 300 PROFIX CHANNEL COVERS

With non-bolted PROFIX channel securement. Suitable for the **point inlet MEADRAIN EN**, total width 322 mm.

MEA EN 300 Channel covers, loading class C 250 with non-bolted PROFIX channel cover securement

Article	Material	Length (mm)	Inlet sect. area Ø cm ² /m above	EAN-Code	kg/unit	unit/pallet	MG
MEA EN 300 Ductile iron slotted grating-C 250-0.5 m 18/143 PX *)*****)	Ductile iron	500	-	010153585	13,84	30	MD

MEA EN 300 Channel covers, loading class D 400 with non-bolted PROFIX channel cover securement **)

Article	Material	Length (mm)	Inlet sect. area Ø cm ² /m above	EAN-Code	kg/unit	unit/pallet	MG
MEA EN 300 Ductile iron slotted grating-D 400-0.5 m 18/143 PX *)*****)	Ductile iron	500	-	010153589	19,32	30	MD

MEA EN 300 Channel covers, loading class F 900 with non-bolted PROFIX channel cover securement **)

Article	Material	Length (mm)	Inlet sect. area Ø cm ² /m above	EAN-Code	kg/unit	unit/pallet	MG
MEA EN 300 Ductile iron slotted grating-F 900-0.5 m 16/143 PX *)*****)	Ductile iron	500	-	010154855	24,80	30	MD

Grid hook

Article	Material	EAN-Code	kg/unit	unit/pallet	MG
MEADRAIN/MEARIN Grid hook	Galv. steel	010152115	0,23	1	GR

Rainwater treatment

Door mat


> **NOTE** The detailed explanation of the footnotes can be found on page 436.



MEACRET LINE 200 SLOTTED DRAINAGE CHANNEL

MEACRET LINE 200 is a particularly robust drainage system made of high-quality concrete (grade C45/55). It has been designed to withstand the highest loads and the most severe weather events. The drainage channel is ideal for installation in areas such as: roads and highways, tunnels, industrial areas, ports and container terminals.

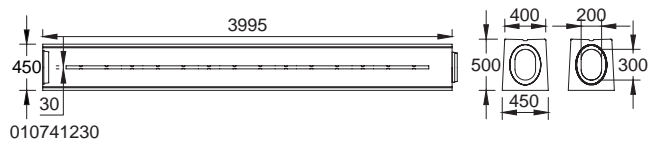
The MEACRET LINE is a type I (i) channel in accordance to DIN 1433. This means the channel does not need an additional concrete encasement. The channels are available in standard lengths from 1 m to 4 m. MEACRET LINE 200 slotted channels are available with continuous or interrupted slot as well as with or without slope. MEACRET LINE 200 is also available as a curb channel.



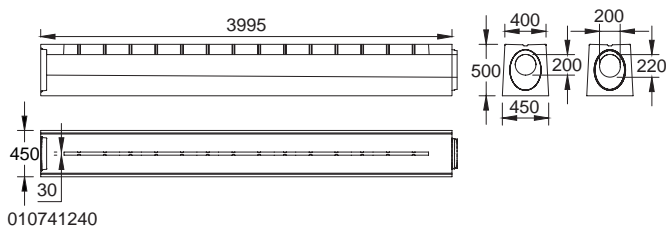
- > Loading class up to E 600 / F 900 according to EN 1433
- > Silent
- > Fast, cost-saving installation of the channel, as there is no additional concrete encasement needed

- > Available in standard lengths of 1 m, 2 m, 3 m, 4 m, intermediate lengths on demand
- > MEACRET LINE 200 curb channel with flexible bord heights of 7, 12, 15 and 18 cm

MEACRET LINE 200 DRAINAGE CHANNEL

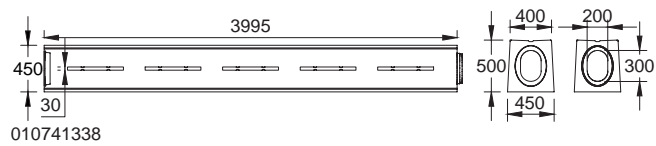


010741230

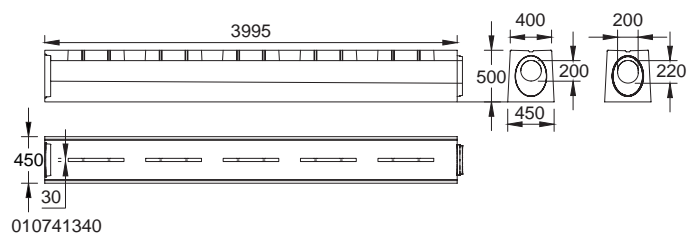


010741240

MEACRET LINE 200 CS drainage channel



010741338



010741340

MEACRET LINE 200 IS drainage channel

MEACRET LINE 200 CS DRAINAGE CHANNEL WITH CONTINUOUS SLOT AND WITHOUT SLOPE

Drainage channel for drainage of paved surfaces. Drainage channel with continuous slot (slot width 30 mm) and without slope. Clear width of the channel body 200 mm, total width 450 mm. Special lengths on request. Loading classes A 15 to F 900 according to EN 1433. Load capacity according to MEA installation instructions.

MEACRET LINE 200 CS channels with continuous slot, internal width 200 mm, without slope, loading classes up to F 900

Article	Length (mm)	Width (mm)	Height (mm)	EAN-Code	kg/unit	unit/pallet	MG
MEACRET LINE 200 CS channel with continuous slot, without slope, internal height 300 mm, 1 m, F 900 ^{*)}	992	450	500	010741236	378,00	1	MB
MEACRET LINE 200 CS channel with continuous slot, without slope, internal height 300 mm, 2 m, F 900 ^{*)}	1993	450	500	010741234	742,00	1	MB
MEACRET LINE 200 CS channel with continuous slot, without slope, internal height 300 mm, 3 m, F 900 ^{*)}	2994	450	500	010741232	1100,00	1	MB
MEACRET LINE 200 CS channel with continuous slot, without slope, internal height 200 mm, 4 m, F 900 ^{*)}	3995	450	500	010741220	1550,00	1	MB
MEACRET LINE 200 CS channel with continuous slot, without slope, internal height 220 mm, 4 m, F 900 ^{*)}	3995	450	500	010741222	1535,00	1	MB
MEACRET LINE 200 CS channel with continuous slot, without slope, internal height 240 mm, 4 m, F 900 ^{*)}	3995	450	500	010741224	1520,00	1	MB
MEACRET LINE 200 CS channel with continuous slot, without slope, internal height 260 mm, 4 m, F 900 ^{*)}	3995	450	500	010741226	1505,00	1	MB
MEACRET LINE 200 CS channel with continuous slot, without slope, internal height 280 mm, 4 m, F 900 ^{*)}	3995	450	500	010741228	1490,00	1	MB
MEACRET LINE 200 CS channel with continuous slot, without slope, internal height 300 mm, 4 m, F 900 ^{*)}	3995	450	500	010741230	1470,00	1	MB

Polymer concrete

Concrete

MEACRET LINE 200 CS DRAINAGE CHANNEL WITH CONTINUOUS SLOT AND WITH SLOPE (0.5%)

Drainage channel for drainage of paved surfaces. Drainage channel with continuous slot (slot width 30 mm) and with slope 0,5%. Clear width of the channel body 200 mm, total width 450 mm. Special lengths on request. Loading classes A 15 to F 900 according to EN 1433. Load capacity according to MEA installation instructions.

MEACRET LINE 200 CS channels with continuous slot, internal width 200 mm, with slope (0.5%), loading classes up to F 900

Article	Length (mm)	Width (mm)	Height (mm)	EAN-Code	kg/unit	unit/pallet	MG
MEACRET LINE 200 CS channel with continuous slot, slope 0.5%, internal height 200 to 220 mm, 4 m, F 900 ^{*)}	3995	450	500	010741240	1650,00	1	MB
MEACRET LINE 200 CS channel with continuous slot, slope 0.5%, internal height 220 to 240 mm, 4 m, F 900 ^{*)}	3995	450	500	010741242	1609,00	1	MB
MEACRET LINE 200 CS channel with continuous slot, slope 0.5%, internal height 240 to 260 mm, 4 m, F 900 ^{*)}	3995	450	500	010741244	1569,00	1	MB
MEACRET LINE 200 CS channel with continuous slot, slope 0.5%, internal height 260 to 280 mm, 4 m, F 900 ^{*)}	3995	450	500	010741246	1530,00	1	MB
MEACRET LINE 200 CS channel with continuous slot, slope 0.5%, internal height 280 to 300 mm, 4 m, F 900 ^{*)}	3995	450	500	010741248	1492,00	1	MB

Metal

Rainwater treatment

Door mat

> **NOTE** The detailed explanation of the footnotes can be found on page 436.

MEACRET LINE 200 IS DRAINAGE CHANNEL WITH INTERRUPTED SLOT AND WITHOUT SLOPE

Drainage channel for drainage of paved surfaces. Drainage channel with interrupted slot (slot width 30 mm) and without slope. Clear width of the channel body 200 mm, total width 450 mm. Special lengths on request. Loading classes A 15 to F 900 according to EN 1433. Load capacity according to MEA installation instructions.

MEACRET LINE 200 IS channels with interrupted slot, internal width 200 mm, without slope, loading classes up to E 600

Article	Length (mm)	Width (mm)	Height (mm)	EAN-Code	kg/unit	unit/pallet	MG
MEACRET LINE 200 IS channel with interrupted slot, without slope, internal height 300 mm, 1 m, E 600 *)	992	450	500	010741322	378,00	1	MB
MEACRET LINE 200 IS channel with interrupted slot, without slope, internal height 300 mm, 2 m, E 600 *)	1993	450	500	010741324	749,00	1	MB
MEACRET LINE 200 IS channel with interrupted slot, without slope, internal height 300 mm, 3 m, E 600 *)	2994	450	500	010741326	1115,00	1	MB
MEACRET LINE 200 IS channel with interrupted slot, without slope, internal height 200 mm, 4 m, E 600 *)	3995	450	500	010741328	1552,00	1	MB
MEACRET LINE 200 IS channel with interrupted slot, without slope, internal height 220 mm, 4 m, E 600 *)	3995	450	500	010741330	1537,00	1	MB
MEACRET LINE 200 IS channel with interrupted slot, without slope, internal height 240 mm, 4 m, E 600 *)	3995	450	500	010741332	1522,00	1	MB
MEACRET LINE 200 IS channel with interrupted slot, without slope, internal height 260 mm, 4 m, E 600 *)	3995	450	500	010741334	1507,00	1	MB
MEACRET LINE 200 IS channel with interrupted slot, without slope, internal height 280 mm, 4 m, E 600 *)	3995	450	500	010741336	1492,00	1	MB
MEACRET LINE 200 IS channel with interrupted slot, without slope, internal height 300 mm, 4 m, E 600 *)	3995	450	500	010741338	1500,00	1	MB

MEACRET LINE 200 IS channels with interrupted slot, internal width 200 mm, without slope, loading classes up to F 900

Article	Length (mm)	Width (mm)	Height (mm)	EAN-Code	kg/unit	unit/pallet	MG
MEACRET LINE 200 IS channel with interrupted slot, without slope, internal height 300 mm, 1 m, F 900 *)	992	450	500	010741266	378,00	1	MB
MEACRET LINE 200 IS channel with interrupted slot, without slope, internal height 300 mm, 2 m, F 900 *)	1993	450	500	010741264	749,00	1	MB
MEACRET LINE 200 IS channel with interrupted slot, without slope, internal height 300 mm, 3 m, F 900 *)	2994	450	500	010741262	1115,00	1	MB
MEACRET LINE 200 IS channel with interrupted slot, without slope, internal height 200 mm, 4 m, F 900 *)	3995	450	500	010741250	1552,00	1	MB
MEACRET LINE 200 IS channel with interrupted slot, without slope, internal height 220 mm, 4 m, F 900 *)	3995	450	500	010741252	1537,00	1	MB
MEACRET LINE 200 IS channel with interrupted slot, without slope, internal height 240 mm, 4 m, F 900 *)	3995	450	500	010741254	1522,00	1	MB
MEACRET LINE 200 IS channel with interrupted slot, without slope, internal height 260 mm, 4 m, F 900 *)	3995	450	500	010741256	1507,00	1	MB
MEACRET LINE 200 IS channel with interrupted slot, without slope, internal height 280 mm, 4 m, F 900 *)	3995	450	500	010741258	1492,00	1	MB
MEACRET LINE 200 IS channel with interrupted slot, without slope, internal height 300 mm, 4 m, F 900 *)	3995	450	500	010741260	1500,00	1	MB

> NOTE The detailed explanation of the footnotes can be found on page 436.

MEACRET LINE IS 200 DRAINAGE CHANNEL WITH INTERRUPTED SLOT AND WITH SLOPE (0.5%)

Drainage channel for drainage of paved surfaces. Drainage channel with interrupted slot (slot width 30 mm) and with slope 0,5%. Clear width of the channel body 200 mm, total width 450 mm. Special lengths on request. Loading classes A 15 to F 900 according to EN 1433. Load capacity according to MEA installation instructions.

MEACRET LINE 200 IS channels with interrupted slot, internal width 200 mm, with slope (0.5%), loading classes up to E 600

Article	Length (mm)	Width (mm)	Height (mm)	EAN-Code	kg/unit	unit/pallet	MG
MEACRET LINE 200 IS channel with interrupted slot, slope 0.5%, internal height 200 to 220 mm, 4 m, E 600 *)	3995	450	500	010741340	1678,00	1	MB
MEACRET LINE 200 IS channel with interrupted slot, slope 0.5%, internal height 220 to 240 mm, 4 m, E 600 *)	3995	450	500	010741342	1638,00	1	MB
MEACRET LINE 200 IS channel with interrupted slot, slope 0.5%, internal height 240 to 260 mm, 4 m, E 600 *)	3995	450	500	010741344	1598,00	1	MB
MEACRET LINE 200 IS channel with interrupted slot, slope 0.5%, internal height 260 to 280 mm, 4 m, E 600 *)	3995	450	500	010741346	1559,00	1	MB
MEACRET LINE 200 IS channel with interrupted slot, slope 0.5%, internal height 280 to 300 mm, 4 m, E 600 *)	3995	450	500	010741348	1521,00	1	MB

Polymer concrete

Concrete

MEACRET LINE 200 IS channels with interrupted slot, internal width 200 mm, with slope (0.5%), loading classes up to F 900

Article	Length (mm)	Width (mm)	Height (mm)	EAN-Code	kg/unit	unit/pallet	MG
MEACRET LINE 200 IS channel with interrupted slot, slope 0.5%, internal height 200 to 220 mm, 4 m, F 900 *)	3995	450	500	010741270	1678,00	1	MB
MEACRET LINE 200 IS channel with interrupted slot, slope 0.5%, internal height 220 to 240 mm, 4 m, F 900 *)	3995	450	500	010741272	1638,00	1	MB
MEACRET LINE 200 IS channel with interrupted slot, slope 0.5%, internal height 240 to 260 mm, 4 m, F 900 *)	3995	450	500	010741274	1598,00	1	MB
MEACRET LINE 200 IS channel with interrupted slot, slope 0.5%, internal height 260 to 280 mm, 4 m, F 900 *)	3995	450	500	010741276	1559,00	1	MB
MEACRET LINE 200 IS channel with interrupted slot, slope 0.5%, internal height 280 to 300 mm, 4 m, F 900 *)	3995	450	500	010741278	1521,00	1	MB

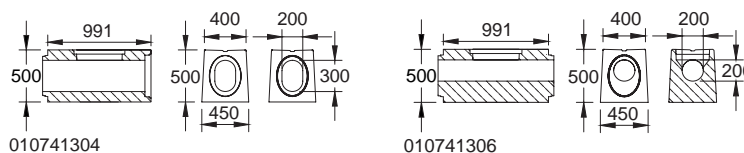
Metal

Rainwater treatment

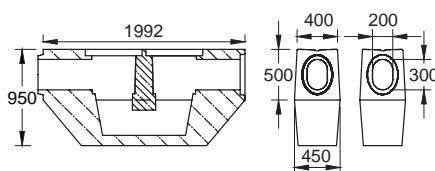

Door mat

> **NOTE** The detailed explanation of the footnotes can be found on page 436.

MEACRET LINE 200 ACCESSORIES

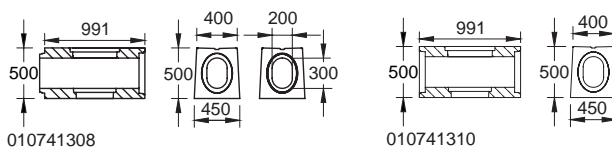



MEACRET LINE 200 cleaning unit basic



010741312

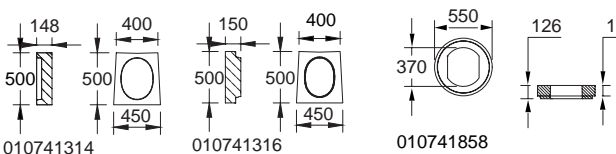
MEACRET LINE 200 Diving-wall-shaft



010741308

010741310

MEACRET LINE 200 Gully upper-part



010741314

010741316

010741858

MEACRET LINE 200 Adapter plate

MEACRET LINE 200 ACCESSORIES

Loading classes A 15 to F 900 according to EN 1433.

MEACRET LINE 200 Revision element incl. ductile iron-slotted grating, internal width 200 mm, loading classes up to E 600/F 900

Article	Length (mm)	Width (mm)	Height (mm)	EAN-Code	kg/unit	unit/pallet	MG
MEACRET LINE 200 cleaning unit basic, internal height 300/300 mm, Tongue-Groove connection, including ductile iron grate, E 600 *)	991	450	500	010741850	337,00	1	MB
MEACRET LINE 200 cleaning unit centre, internal height 200/200 mm, Tongue-Tongue connection, including ductile iron grate, E 600 *)	991	450	500	010741852	410,00	1	MB
MEACRET LINE 200 cleaning unit basic, internal height 300/300 mm, Tongue-Groove connection, including ductile iron grate, F 900 *)	991	450	500	010741304	337,00	1	MB
MEACRET LINE 200 cleaning unit centre, internal height 200/200 mm, Tongue-Tongue connection, including ductile iron grate, F 900 *)	991	450	500	010741306	410,00	1	MB

> NOTE The detailed explanation of the footnotes can be found on page 436.

MEACRET LINE 200 ACCESSORIES

Loading classes A 15 to F 900 according to EN 1433.

MEACRET LINE 200 DWS diving-wall-shafts, with ductile iron cover, internal width 200 mm, loading classes up to E 600/F 900

Article	Length (mm)	Width (mm)	Height (mm)	EAN-Code	kg/unit	unit/pallet	MG
MEACRET LINE 200 DWS diving-wall-shaft, internal height 300 mm, self-extinguishing, 2 m, E 600/F 900 *)	1992	450	500	010741312	1020,00	1	MB

MEACRET LINE 200 Gully upper parts incl. ductile iron-slotted grating, internal width 200 mm, loading classes up to E 600/F 900

Article	Length (mm)	Width (mm)	Height (mm)	EAN-Code	kg/unit	unit/pallet	MG
MEACRET LINE 200 Gully upper-part complete, internal height 300/300 mm, Tongue-Groove connection, including basket small and ductile iron grate E 600 *)	991	450	500	010741854	265,00	1	MB
MEACRET LINE 200 Gully upper-part complete, internal height 300/300 mm, Groove-Groove connection, including basket small and ductile iron grate E 600 *)	991	450	500	010741856	265,00	1	MB
MEACRET LINE 200 Gully upper-part, internal height 300 mm, Tongue-Groove connection, including basket small and ductile iron grate F 900 *)	991	450	500	010741308	265,00	1	MB
MEACRET LINE 200 Gully upper-part, internal height 300 mm, Groove-Groove connection, including basket small and ductile iron grate F 900 *)	991	450	500	010741310	265,00	1	MB

MEACRET LINE 200 Adapter for gully upper parts to gully intermediate and lower parts

Article	Length (mm)	Width (mm)	Height (mm)	EAN-Code	kg/unit	unit/pallet	MG
MEACRET LINE 200 adapter plate gully upper part for gully intermediate part/lower part-E 600	550	550	100	010741858	45,00	1	MB
MEACRET LINE 200 adapter plate gully upper part for gully intermediate part / gully lower part-F 900 *)	550	550	100	010741830	53,00	1	MB

MEACRET LINE 200 Gully intermediate and lower parts

Article	Length (mm)	Width (mm)	Height (mm)	EAN-Code	kg/unit	unit/pallet	MG
MEACRET LINE 200 gully intermediate part, short, \varnothing 500 mm, height 290 mm *)	550	550	295	010741832	60,00	1	MB
MEACRET LINE 200 gully intermediate part, long, \varnothing 500 mm, height 590 mm *)	550	550	570	010741834	120,00	1	MB
MEACRET LINE 200 gully lower part with pipe outlet \varnothing 160 mm *)	548	548	330	010741836	83,00	1	MB
MEACRET LINE 200 gully lower part with pipe outlet \varnothing 200 mm *)	548	548	380	010741838	83,00	1	MB

MEACRET LINE 200 End caps

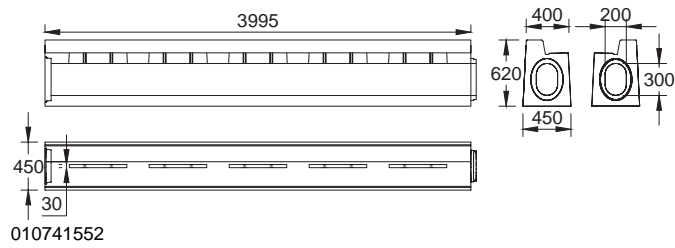
Article	Length (mm)	Width (mm)	Height (mm)	EAN-Code	kg/unit	unit/pallet	MG
MEACRET LINE 200.G end cap with groove-E 600 *)	150	450	500	010741846	66,00	1	MB
MEACRET LINE 200.T end cap with tongue-E 600 *)	150	450	500	010741848	55,00	1	MB
MEACRET LINE 200.G end cap with groove-F 900 *)	148	450	500	010741314	66,00	1	MB
MEACRET LINE 200.T end cap with tongue-F 900 *)	150	450	500	010741316	55,00	1	MB

> **NOTE** The detailed explanation of the footnotes can be found on page 436.

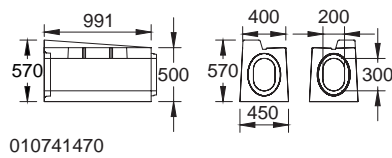
MEACRET LINE 200 KERB



MEACRET LINE 200 kerb



MEACRET LINE 200 lowering element



MEACRET LINE 200 KERB**KERB-HEIGHT 7 CM, WITHOUT SLOPE**

Drainage channel with integrated kerbstone for drainage of paved surfaces and for safe separation of a road from walking surfaces. Kerb with interrupted slot (slot width 30 mm) and without slope. Clear width of the kerb 200 mm, total width 450 mm, kerb height 7 cm. Loading classes A 15 to E 600 according to EN 1433. Load capacity according to MEA installation instructions.

MEACRET LINE 200 Kerbs with interrupted slot, kerb 7 cm, without slope, internal width 200 mm, loading classes up to E 600

Article	Length (mm)	Width (mm)	Height (mm)	EAN-Code	kg/unit	unit/pallet	MG
MEACRET LINE 200 kerb with interrupted slot, without slope, internal height 300 mm, 1 m, kerb-height 7 cm left, E 600 ¹⁾	992	450	570	010741374	405,00	1	MB
MEACRET LINE 200 kerb with interrupted slot, without slope, internal height 300 mm, 1 m, kerb-height 7 cm right, E 600 ¹⁾	992	450	570	010741376	405,00	1	MB
MEACRET LINE 200 kerb with interrupted slot, without slope, internal height 300 mm, 2 m, kerb-height 7 cm left, E 600 ¹⁾	1993	450	570	010741378	804,00	1	MB
MEACRET LINE 200 kerb with interrupted slot, without slope, internal height 300 mm, 2 m, kerb-height 7 cm right, E 600 ¹⁾	1993	450	570	010741380	804,00	1	MB
MEACRET LINE 200 kerb with interrupted slot, without slope, internal height 300 mm, 3 m, kerb-height 7 cm left, E 600 ¹⁾	2994	450	570	010741382	1196,00	1	MB
MEACRET LINE 200 kerb with interrupted slot, without slope, internal height 300 mm, 3 m, kerb-height 7 cm right, E 600 ¹⁾	2994	450	570	010741384	1196,00	1	MB
MEACRET LINE 200 kerb with interrupted slot, without slope, internal height 200 mm, 4 m, kerb-height 7 cm left, E 600 ¹⁾	3995	450	570	010741386	1693,00	1	MB
MEACRET LINE 200 kerb with interrupted slot, without slope, internal height 200 mm, 4 m, kerb-height 7 cm right, E 600 ¹⁾	3995	450	570	010741388	1693,00	1	MB
MEACRET LINE 200 kerb with interrupted slot, without slope, internal height 220 mm, 4 m, kerb-height 7 cm left, E 600 ¹⁾	3995	450	570	010741390	1683,00	1	MB
MEACRET LINE 200 kerb with interrupted slot, without slope, internal height 220 mm, 4 m, kerb-height 7 cm right, E 600 ¹⁾	3995	450	570	010741392	1683,00	1	MB
MEACRET LINE 200 kerb with interrupted slot, without slope, internal height 240 mm, 4 m, kerb-height 7 cm left, E 600 ¹⁾	3995	450	570	010741394	1673,00	1	MB
MEACRET LINE 200 kerb with interrupted slot, without slope, internal height 240 mm, 4 m, kerb-height 7 cm right, E 600 ¹⁾	3995	450	570	010741396	1673,00	1	MB
MEACRET LINE 200 kerb with interrupted slot, without slope, internal height 260 mm, 4 m, kerb-height 7 cm left, E 600 ¹⁾	3995	450	570	010741398	1663,00	1	MB
MEACRET LINE 200 kerb with interrupted slot, without slope, internal height 260 mm, 4 m, kerb-height 7 cm right, E 600 ¹⁾	3995	450	570	010741440	1663,00	1	MB
MEACRET LINE 200 kerb with interrupted slot, without slope, internal height 280 mm, 4 m, kerb-height 7 cm left, E 600 ¹⁾	3995	450	570	010741442	1653,00	1	MB
MEACRET LINE 200 kerb with interrupted slot, without slope, internal height 280 mm, 4 m, kerb-height 7 cm right, E 600 ¹⁾	3995	450	570	010741444	1653,00	1	MB
MEACRET LINE 200 kerb with interrupted slot, without slope, internal height 300 mm, 4 m, kerb-height 7 cm left, E 600 ¹⁾	3995	450	570	010741446	1635,00	1	MB
MEACRET LINE 200 kerb with interrupted slot, without slope, internal height 300 mm, 4 m, kerb-height 7 cm right, E 600 ¹⁾	3995	450	570	010741448	1635,00	1	MB

> **NOTE** The detailed explanation of the footnotes can be found on page 436.

MEACRET LINE 200 KERB

KERB-HEIGHT 7 CM, WITH SLOPE (0.5%)

Drainage channel with integrated kerbstone for drainage of paved surfaces and for safe separation of a road from walking surfaces. Kerb with interrupted slot (slot width 30 mm) and with slope 0,5%. Clear width of the kerb 200 mm, total width 450 mm, kerb height 7 cm. Special lengths on request. Loading classes A 15 to E 600 according to EN 1433. Load capacity according to MEA installation instructions.

MEACRET LINE 200 Kerbs with interrupted slot, kerb 7 cm, internal width 200 mm, with slope 0,5%, loading classes up to E 600

Article	Length (mm)	Width (mm)	Height (mm)	EAN-Code	kg/unit	unit/pallet	MG
MEACRET LINE 200 kerb with interrupted slot, slope 0.5%, internal height 200 to 220 mm, 4 m, kerb-height 7 cm left, E 600 *)	3995	450	570	010741450	1812,00	1	MB
MEACRET LINE 200 kerb with interrupted slot, slope 0.5%, internal height 200 to 220 mm, 4 m, kerb-height 7 cm right, E 600 *)	3995	450	570	010741452	1812,00	1	MB
MEACRET LINE 200 kerb with interrupted slot, slope 0.5%, internal height 220 to 240 mm, 4 m, kerb-height 7 cm left, E 600 *)	3995	450	570	010741454	1770,00	1	MB
MEACRET LINE 200 kerb with interrupted slot, slope 0.5%, internal height 220 to 240 mm, 4 m, kerb-height 7 cm right, E 600 *)	3995	450	570	010741456	1770,00	1	MB
MEACRET LINE 200 kerb with interrupted slot, slope 0.5%, internal height 240 to 260 mm, 4 m, kerb-height 7 cm left, E 600 *)	3995	450	570	010741458	1726,00	1	MB
MEACRET LINE 200 kerb with interrupted slot, slope 0.5%, internal height 240 to 260 mm, 4 m, kerb-height 7 cm right, E 600 *)	3995	450	570	010741460	1726,00	1	MB
MEACRET LINE 200 kerb with interrupted slot, slope 0.5%, internal height 260 to 280 mm, 4 m, kerb-height 7 cm left, E 600 *)	3995	450	570	010741462	1681,00	1	MB
MEACRET LINE 200 kerb with interrupted slot, slope 0.5%, internal height 260 to 280 mm, 4 m, kerb-height 7 cm right, E 600 *)	3995	450	570	010741464	1681,00	1	MB
MEACRET LINE 200 kerb with interrupted slot, slope 0.5%, internal height 280 to 300 mm, 4 m, kerb-height 7 cm left, E 600 *)	3995	450	570	010741466	1643,00	1	MB
MEACRET LINE 200 kerb with interrupted slot, slope 0.5%, internal height 280 to 300 mm, 4 m, kerb-height 7 cm right, E 600 *)	3995	450	570	010741468	1643,00	1	MB

> NOTE The detailed explanation of the footnotes can be found on page 436.

MEACRET LINE 200 LOWERING ELEMENT KERB-HEIGHT 7 CM, WITHOUT SLOPE

Drainage channel as lowering element with integrated kerbstone for drainage of paved surfaces and for safe separation of a road from walking surfaces. Kerb with interrupted slot (slot width 30 mm) and without slope. Clear width of the kerb 200 mm, total width 450 mm, kerb height 7 cm. Special lengths on request. Loading classes A 15 to E 600 according to EN 1433. Load capacity according to MEA installation instructions.

MEACRET LINE 200 Lowering element with interrupted slot, kerb 7 cm, internal width 200 mm, without slope, loading classes up to E 600

Article	Length (mm)	Width (mm)	Height (mm)	Height 2 (mm)	EAN-Code	kg/unit	unit/pallet	MG
MEACRET LINE 200 lowering element with interrupted slot, without slope, internal height 300 mm, 1 m, with kerb 7-0 cm left, E 600 *)	991	450	570	500	010741470	357,00	1	MB
MEACRET LINE 200 lowering element with interrupted slot, without slope, internal height 300 mm, 1 m, with kerb 7-0 cm right, E 600 *)	991	450	570	500	010741472	357,00	1	MB
MEACRET LINE 200 lowering element with interrupted slot, without slope, internal height 300 mm, 1 m, with kerb 0-7 cm left, E 600 *)	991	450	500	570	010741474	357,00	1	MB
MEACRET LINE 200 lowering element with interrupted slot, without slope, internal height 300 mm, 1 m, with kerb 0-7 cm right, E 600 *)	991	450	500	570	010741476	357,00	1	MB

> **NOTE** The detailed explanation of the footnotes can be found on page 436.

MEACRET LINE 200 KERB KERB-HEIGHT 12 CM, WITHOUT SLOPE

Drainage channel with integrated kerbstone for drainage of paved surfaces and for safe separation of a road from walking surfaces. Kerb with interrupted slot (slot width 30 mm) and without slope. Clear width of the kerb 200 mm, total width 450 mm, kerb height 12 cm. Loading classes A 15 to E 600 according to EN 1433. Load capacity according to MEA installation instructions.

MEACRET LINE 200 Kerbs with interrupted slot, kerb 12 cm, internal width 200 mm, without slope, loading classes up to E 600

Article	Length (mm)	Width (mm)	Height (mm)	EAN-Code	kg/unit	unit/pallet	MG
MEACRET LINE 200 kerb with interrupted slot, without slope, internal height 300 mm, 1 m, kerb-height 12 cm left, E 600 *)	992	450	620	010741478	426,00	1	MB
MEACRET LINE 200 kerb with interrupted slot, without slope, internal height 300 mm, 1 m, kerb-height 12 cm right, E 600 *)	992	450	620	010741480	426,00	1	MB
MEACRET LINE 200 kerb with interrupted slot, without slope, internal height 300 mm, 2 m, kerb-height 12 cm left, E 600 *)	1993	450	620	010741482	843,00	1	MB
MEACRET LINE 200 kerb with interrupted slot, without slope, internal height 300 mm, 2 m, kerb-height 12 cm right, E 600 *)	1993	450	620	010741484	843,00	1	MB
MEACRET LINE 200 kerb with interrupted slot, without slope, internal height 300 mm, 3 m, kerb-height 12 cm left, E 600 *)	2994	450	620	010741486	1255,00	1	MB
MEACRET LINE 200 kerb with interrupted slot, without slope, internal height 300 mm, 3 m, kerb-height 12 cm right, E 600 *)	2994	450	620	010741488	1255,00	1	MB
MEACRET LINE 200 kerb with interrupted slot, without slope, internal height 200 mm, 4 m, kerb-height 12 cm left, E 600 *)	3995	450	620	010741490	1771,00	1	MB
MEACRET LINE 200 kerb with interrupted slot, without slope, internal height 200 mm, 4 m, kerb-height 12 cm right, E 600 *)	3995	450	620	010741492	1771,00	1	MB
MEACRET LINE 200 kerb with interrupted slot, without slope, internal height 220 mm, 4 m, kerb-height 12 cm left, E 600 *)	3995	450	620	010741494	1761,00	1	MB
MEACRET LINE 200 kerb with interrupted slot, without slope, internal height 220 mm, 4 m, kerb-height 12 cm right, E 600 *)	3995	450	620	010741496	1761,00	1	MB
MEACRET LINE 200 kerb with interrupted slot, without slope, internal height 240 mm, 4 m, kerb-height 12 cm left, E 600 *)	3995	450	620	010741498	1751,00	1	MB
MEACRET LINE 200 kerb with interrupted slot, without slope, internal height 240 mm, 4 m, kerb-height 12 cm right, E 600 *)	3995	450	620	010741540	1751,00	1	MB
MEACRET LINE 200 kerb with interrupted slot, without slope, internal height 260 mm, 4 m, kerb-height 12 cm left, E 600 *)	3995	450	620	010741542	1741,00	1	MB
MEACRET LINE 200 kerb with interrupted slot, without slope, internal height 260 mm, 4 m, kerb-height 12 cm right, E 600 *)	3995	450	620	010741544	1741,00	1	MB
MEACRET LINE 200 kerb with interrupted slot, without slope, internal height 280 mm, 4 m, kerb-height 12 cm left, E 600 *)	3995	450	620	010741546	1731,00	1	MB
MEACRET LINE 200 kerb with interrupted slot, without slope, internal height 280 mm, 4 m, kerb-height 12 cm right, E 600 *)	3995	450	620	010741548	1731,00	1	MB
MEACRET LINE 200 kerb with interrupted slot, without slope, internal height 300 mm, 4 m, kerb-height 12 cm left, E 600 *)	3995	450	620	010741550	1713,00	1	MB
MEACRET LINE 200 kerb with interrupted slot, without slope, internal height 300 mm, 4 m, kerb-height 12 cm right, E 600 *)	3995	450	620	010741552	1713,00	1	MB

> NOTE The detailed explanation of the footnotes can be found on page 436.

MEACRET LINE 200 KERB**KERB-HEIGHT 12 CM, WITH SLOPE (0.5%)**

Drainage channel with integrated kerbstone for drainage of paved surfaces and for safe separation of a road from walking surfaces. Kerb with interrupted slot (slot width 30 mm) and with slope 0,5%. Clear width of the kerb 200 mm, total width 450 mm, kerb height 12 cm. Special lengths on request. Loading classes A 15 to E 600 according to EN 1433. Load capacity according to MEA installation instructions.

MEACRET LINE 200 Kerbs with interrupted slot, kerb 12 cm, internal width 200 mm, with slope (0.5%), loading classes up to E 600

Article	Length (mm)	Width (mm)	Height (mm)	EAN-Code	kg/unit	unit/pallet	MG
MEACRET LINE 200 kerb with interrupted slot, slope 0.5%, internal height 200 to 220 mm, 4 m, kerb-height 12 cm left, E 600 *)	3995	450	620	010741554	1899,00	1	MB
MEACRET LINE 200 kerb with interrupted slot, slope 0.5%, internal height 200 to 220 mm, 4 m, kerb-height 12 cm right, E 600 *)	3995	450	620	010741556	1899,00	1	MB
MEACRET LINE 200 kerb with interrupted slot, slope 0.5%, internal height 220 to 240 mm, 4 m, kerb-height 12 cm left, E 600 *)	3995	450	620	010741558	1855,00	1	MB
MEACRET LINE 200 kerb with interrupted slot, slope 0.5%, internal height 220 to 240 mm, 4 m, kerb-height 12 cm right, E 600 *)	3995	450	620	010741560	1855,00	1	MB
MEACRET LINE 200 kerb with interrupted slot, slope 0.5%, internal height 240 to 260 mm, 4 m, kerb-height 12 cm left, E 600 *)	3995	450	620	010741562	1808,00	1	MB
MEACRET LINE 200 kerb with interrupted slot, slope 0.5%, internal height 240 to 260 mm, 4 m, kerb-height 12 cm right, E 600 *)	3995	450	620	010741564	1808,00	1	MB
MEACRET LINE 200 kerb with interrupted slot, slope 0.5%, internal height 260 to 280 mm, 4 m, kerb-height 12 cm left, E 600 *)	3995	450	620	010741566	1765,00	1	MB
MEACRET LINE 200 kerb with interrupted slot, slope 0.5%, internal height 260 to 280 mm, 4 m, kerb-height 12 cm right, E 600 *)	3995	450	620	010741568	1765,00	1	MB
MEACRET LINE 200 kerb with interrupted slot, slope 0.5%, internal height 280 to 300 mm, 4 m, kerb-height 12 cm left, E 600 *)	3995	450	620	010741570	1721,00	1	MB
MEACRET LINE 200 kerb with interrupted slot, slope 0.5%, internal height 280 to 300 mm, 4 m, kerb-height 12 cm right, E 600 *)	3995	450	620	010741572	1721,00	1	MB

Polymer concrete

Concrete

Metal

Rainwater treatment

Door mat

> **NOTE** The detailed explanation of the footnotes can be found on page 436.

MEACRET LINE 200 LOWERING ELEMENT KERB-HEIGHT 12 CM, WITHOUT SLOPE

Drainage channel as lowering element with integrated kerbstone for drainage of paved surfaces and for safe separation of a road from walking surfaces. Kerb with interrupted slot (slot width 30 mm) and without slope. Clear width of the kerb 200 mm, total width 450 mm, kerb height 12 cm. Special lengths on request. Loading classes A 15 to E 600 according to EN 1433. Load capacity according to MEA installation instructions.

MEACRET LINE 200 Lowering element with interrupted slot, kerb 12 cm, internal width 200 mm, without slope, loading classes up to E 600

Article	Length (mm)	Width (mm)	Height (mm)	Height 2 (mm)	EAN-Code	kg/unit	unit/pallet	MG
MEACRET LINE 200 lowering element with interrupted slot, without slope, internal height 300 mm, 1 m, with kerb 12-0 cm left, E 600 *)	991	450	620	500	010741574	367,00	1	MB
MEACRET LINE 200 Drop-down element with interrupted slot, without slope, internal height 300/300 mm, 2 m, kerb-height 12-0 cm left, E 600 *)	1991	450	620	500	010741870	800,00	1	MB
MEACRET LINE 200 lowering element with interrupted slot, without slope, internal height 300 mm, 1 m, with kerb 12-0 cm right, E 600 *)	991	450	620	500	010741576	367,00	1	MB
MEACRET LINE 200 Drop-down element with interrupted slot, without slope, internal height 300/300 mm, 2 m, kerb-height 12-0 cm right, E 600 *)	1991	450	620	500	010741872	800,00	1	MB
MEACRET LINE 200 lowering element with interrupted slot, without slope, internal height 300 mm, 1 m, with kerb 0-12 cm left, E 600 *)	991	450	500	620	010741578	367,00	1	MB
MEACRET LINE 200 Lowering element with interrupted slot, without slope, internal height 300/300 mm, 2 m, with kerbstone 0-12 cm left, E 600 *)	1991	450	500	620	010741874	800,00	1	MB
MEACRET LINE 200 lowering element with interrupted slot, without slope, internal height 300 mm, 1 m, with kerb 0-12 cm right, E 600 *)	991	450	500	620	010741580	367,00	1	MB
MEACRET LINE 200 Lowering element with interrupted slot, without slope, internal height 300/300 mm, 2 m, with kerbstone 0-12 cm right, E 600 *)	1991	450	500	620	010741876	800,00	1	MB

> **NOTE** The detailed explanation of the footnotes can be found on page 436.

MEACRET LINE 200 KERB**KERB-HEIGHT 15 CM, WITHOUT SLOPE**

Drainage channel with integrated kerbstone for drainage of paved surfaces and for safe separation of a road from walking surfaces. Kerb with interrupted slot (slot width 30 mm) and without slope. Clear width of the kerb 200 mm, total width 450 mm, kerb height 15 cm. Loading classes A 15 to E 600 according to EN 1433. Load capacity according to MEA installation instructions.

MEACRET LINE 200 Kerbs with interrupted slot, kerb 15 cm, interior width 200 mm, without slope, loading classes up to E 600

Article	Length (mm)	Width (mm)	Height (mm)	EAN-Code	kg/unit	unit/pallet	MG
MEACRET LINE 200 kerb with interrupted slot, without slope, internal height 300 mm, 1 m, kerb-height 15 cm left, E 600 ^{*)}	992	450	650	010741582	438,00	1	MB
MEACRET LINE 200 kerb with interrupted slot, without slope, internal height 300 mm, 1 m, kerb-height 15 cm right, E 600 ^{*)}	992	450	650	010741584	438,00	1	MB
MEACRET LINE 200 kerb with interrupted slot, without slope, internal height 300 mm, 2 m, kerb-height 15 cm left, E 600 ^{*)}	1993	450	650	010741586	866,00	1	MB
MEACRET LINE 200 kerb with interrupted slot, without slope, internal height 300 mm, 2 m, kerb-height 15 cm right, E 600 ^{*)}	1993	450	650	010741588	866,00	1	MB
MEACRET LINE 200 kerb with interrupted slot, without slope, internal height 300 mm, 3 m, kerb-height 15 cm left, E 600 ^{*)}	2994	450	650	010741590	1289,00	1	MB
MEACRET LINE 200 kerb with interrupted slot, without slope, internal height 300 mm, 3 m, kerb-height 15 cm right, E 600 ^{*)}	2994	450	650	010741592	1289,00	1	MB
MEACRET LINE 200 kerb with interrupted slot, without slope, internal height 200 mm, 4 m, kerb-height 15 cm left, E 600 ^{*)}	3995	450	650	010741594	1820,00	1	MB
MEACRET LINE 200 kerb with interrupted slot, without slope, internal height 200 mm, 4 m, kerb-height 15 cm right, E 600 ^{*)}	3995	450	650	010741596	1820,00	1	MB
MEACRET LINE 200 kerb with interrupted slot, without slope, internal height 220 mm, 4 m, kerb-height 15 cm left, E 600 ^{*)}	3995	450	650	010741598	1810,00	1	MB
MEACRET LINE 200 kerb with interrupted slot, without slope, internal height 220 mm, 4 m, kerb-height 15 cm right, E 600 ^{*)}	3995	450	650	010741600	1810,00	1	MB
MEACRET LINE 200 kerb with interrupted slot, without slope, internal height 240 mm, 4 m, kerb-height 15 cm left, E 600 ^{*)}	3995	450	650	010741602	1800,00	1	MB
MEACRET LINE 200 kerb with interrupted slot, without slope, internal height 240 mm, 4 m, kerb-height 15 cm right, E 600 ^{*)}	3995	450	650	010741604	1800,00	1	MB
MEACRET LINE 200 kerb with interrupted slot, without slope, internal height 260 mm, 4 m, kerb-height 15 cm left, E 600 ^{*)}	3995	450	650	010741606	1790,00	1	MB
MEACRET LINE 200 kerb with interrupted slot, without slope, internal height 260 mm, 4 m, kerb-height 15 cm right, E 600 ^{*)}	3995	450	650	010741608	1790,00	1	MB
MEACRET LINE 200 kerb with interrupted slot, without slope, internal height 280 mm, 4 m, kerb-height 15 cm left, E 600 ^{*)}	3995	450	650	010741610	1780,00	1	MB
MEACRET LINE 200 kerb with interrupted slot, without slope, internal height 280 mm, 4 m, kerb-height 15 cm right, E 600 ^{*)}	3995	450	650	010741612	1780,00	1	MB
MEACRET LINE 200 kerb with interrupted slot, without slope, internal height 300 mm, 4 m, kerb-height 15 cm left, E 600 ^{*)}	3995	450	650	010741614	1763,00	1	MB
MEACRET LINE 200 kerb with interrupted slot, without slope, internal height 300 mm, 4 m, kerb-height 15 cm right, E 600 ^{*)}	3995	450	650	010741616	1763,00	1	MB

Polymer concrete

Concrete

Metal

Rainwater treatment

Door mat

> **NOTE** The detailed explanation of the footnotes can be found on page 436.

MEACRET LINE 200 KERB KERB-HEIGHT 15 CM, WITH SLOPE (0.5%)

Drainage channel with integrated kerbstone for drainage of paved surfaces and for safe separation of a road from walking surfaces. Kerb with interrupted slot (slot width 30 mm) and without slope. Clear width of the kerb 200 mm, total width 450 mm, kerb height 15 cm. Special lengths on request. Loading classes A 15 to E 600 according to EN 1433. Load capacity according to MEA installation instructions.

MEACRET LINE 200 Kerbs with interrupted slot, kerb 15 cm, interior width 200 mm, with slope 0,5%, loading classes up to E 600

Article	Length (mm)	Width (mm)	Height (mm)	EAN-Code	kg/unit	unit/pallet	MG
MEACRET LINE 200 kerb with interrupted slot, slope 0.5%, internal height 200 to 220 mm, 4 m, kerb-height 15 cm left, E 600 *)	3995	450	650	010741618	1954,00	1	MB
MEACRET LINE 200 kerb with interrupted slot, slope 0.5%, internal height 200 to 220 mm, 4 m, kerb-height 15 cm right, E 600 *)	3995	450	650	010741620	1954,00	1	MB
MEACRET LINE 200 kerb with interrupted slot, slope 0.5%, internal height 220 to 240 mm, 4 m, kerb-height 15 cm left, E 600 *)	3995	450	650	010741622	1909,00	1	MB
MEACRET LINE 200 kerb with interrupted slot, slope 0.5%, internal height 220 to 240 mm, 4 m, kerb-height 15 cm right, E 600 *)	3995	450	650	010741624	1909,00	1	MB
MEACRET LINE 200 kerb with interrupted slot, slope 0.5%, internal height 240 to 260 mm, 4 m, kerb-height 15 cm left, E 600 *)	3995	450	650	010741626	1860,00	1	MB
MEACRET LINE 200 kerb with interrupted slot, slope 0.5%, internal height 240 to 260 mm, 4 m, kerb-height 15 cm right, E 600 *)	3995	450	650	010741628	1860,00	1	MB
MEACRET LINE 200 kerb with interrupted slot, slope 0.5%, internal height 260 to 280 mm, 4 m, kerb-height 15 cm left, E 600 *)	3995	450	650	010741630	1816,00	1	MB
MEACRET LINE 200 kerb with interrupted slot, slope 0.5%, internal height 260 to 280 mm, 4 m, kerb-height 15 cm right, E 600 *)	3995	450	650	010741632	1816,00	1	MB
MEACRET LINE 200 kerb with interrupted slot, slope 0.5%, internal height 280 to 300 mm, 4 m, kerb-height 15 cm left, E 600 *)	3995	450	650	010741634	1770,00	1	MB
MEACRET LINE 200 kerb with interrupted slot, slope 0.5%, internal height 280 to 300 mm, 4 m, kerb-height 15 cm right, E 600 *)	3995	450	650	010741636	1770,00	1	MB

> NOTE The detailed explanation of the footnotes can be found on page 436.

MEACRET LINE 200 LOWERING ELEMENT KERB-HEIGHT 15 CM, WITHOUT SLOPE

Drainage channel as lowering element with integrated kerbstone for drainage of paved surfaces and for safe separation of a road from walking surfaces. Kerb with interrupted slot (slot width 30 mm) and without slope. Clear width of the kerb 200 mm, total width 450 mm, kerb height 15 cm. Special lengths on request. Loading classes A 15 to E 600 according to EN 1433. Load capacity according to MEA installation instructions.

MEACRET LINE 200 Lowering element with interrupted slot, kerb 15 cm, internal width 200 mm, without slope, loading classes up to E 600

Article	Length (mm)	Width (mm)	Height (mm)	Height 2 (mm)	EAN-Code	kg/unit	unit/pallet	MG
MEACRET LINE 200 lowering element with interrupted slot, without slope, internal height 300 mm, 1 m, with kerb 15-0 cm left, E 600 *)	991	450	650	500	010741638	377,00	1	MB
MEACRET LINE 200 lowering element with interrupted slot, without slope, internal height 300 mm, 1 m, with kerb 15-0 cm right, E 600 *)	991	450	650	500	010741640	377,00	1	MB
MEACRET LINE 200 lowering element with interrupted slot, without slope, internal height 300 mm, 1 m, with kerb 0-15 cm left, E 600 *)	991	450	500	650	010741642	377,00	1	MB
MEACRET LINE 200 lowering element with interrupted slot, without slope, internal height 300 mm, 1 m, with kerb 0-15 cm right, E 600 *)	991	450	500	650	010741644	377,00	1	MB

> **NOTE** The detailed explanation of the footnotes can be found on page 436.

MEACRET LINE 200 KERB KERB-HEIGHT 18 CM, WITHOUT SLOPE

Drainage channel with integrated kerbstone for drainage of paved surfaces and for safe separation of a road from walking surfaces. Kerb with interrupted slot (slot width 30 mm) and without slope. Clear width of the kerb 200 mm, total width 450 mm, kerb height 18 cm. Loading classes A 15 to E 600 according to EN 1433. Load capacity according to MEA installation instructions.

MEACRET LINE 200 Kerbs with interrupted slot, kerb 18 cm, internal width 20 mm, without slope, loading classes up to E 600

Article	Length (mm)	Width (mm)	Height (mm)	EAN-Code	kg/unit	unit/pallet	MG
MEACRET LINE 200 kerb with interrupted slot, without slope, internal height 300 mm, 1 m, kerb-height 18 cm left, E 600 *)	992	450	680	010741646	450,00	1	MB
MEACRET LINE 200 kerb with interrupted slot, without slope, internal height 300 mm, 1 m, kerb-height 18 cm right, E 600 *)	992	450	680	010741648	450,00	1	MB
MEACRET LINE 200 kerb with interrupted slot, without slope, internal height 300 mm, 2 m, kerb-height 18 cm left, E 600 *)	1993	450	680	010741650	889,00	1	MB
MEACRET LINE 200 kerb with interrupted slot, without slope, internal height 300 mm, 2 m, kerb-height 18 cm right, E 600 *)	1993	450	680	010741652	889,00	1	MB
MEACRET LINE 200 kerb with interrupted slot, without slope, internal height 300 mm, 3 m, kerb-height 18 cm left, E 600 *)	2994	450	680	010741654	1324,00	1	MB
MEACRET LINE 200 kerb with interrupted slot, without slope, internal height 300 mm, 3 m, kerb-height 18 cm right, E 600 *)	2994	450	680	010741656	1324,00	1	MB
MEACRET LINE 200 kerb with interrupted slot, without slope, internal height 200 mm, 4 m, kerb-height 18 cm left, E 600 *)	3995	450	680	010741658	1870,00	1	MB
MEACRET LINE 200 kerb with interrupted slot, without slope, internal height 200 mm, 4 m, kerb-height 18 cm right, E 600 *)	3995	450	680	010741660	1870,00	1	MB
MEACRET LINE 200 kerb with interrupted slot, without slope, internal height 220 mm, 4 m, kerb-height 18 cm left, E 600 *)	3995	450	680	010741662	1860,00	1	MB
MEACRET LINE 200 kerb with interrupted slot, without slope, internal height 220 mm, 4 m, kerb-height 18 cm right, E 600 *)	3995	450	680	010741664	1860,00	1	MB
MEACRET LINE 200 kerb with interrupted slot, without slope, internal height 240 mm, 4 m, kerb-height 18 cm left, E 600 *)	3995	450	680	010741666	1850,00	1	MB
MEACRET LINE 200 kerb with interrupted slot, without slope, internal height 240 mm, 4 m, kerb-height 18 cm right, E 600 *)	3995	450	680	010741668	1850,00	1	MB
MEACRET LINE 200 kerb with interrupted slot, without slope, internal height 260 mm, 4 m, kerb-height 18 cm left, E 600 *)	3995	450	680	010741670	1840,00	1	MB
MEACRET LINE 200 kerb with interrupted slot, without slope, internal height 260 mm, 4 m, kerb-height 18 cm right, E 600 *)	3995	450	680	010741672	1840,00	1	MB
MEACRET LINE 200 kerb with interrupted slot, without slope, internal height 280 mm, 4 m, kerb-height 18 cm left, E 600 *)	3995	450	680	010741674	1830,00	1	MB
MEACRET LINE 200 kerb with interrupted slot, without slope, internal height 280 mm, 4 m, kerb-height 18 cm right, E 600 *)	3995	450	680	010741676	1830,00	1	MB
MEACRET LINE 200 kerb with interrupted slot, without slope, internal height 300 mm, 4 m, kerb-height 18 cm left, E 600 *)	3995	450	680	010741678	1814,00	1	MB
MEACRET LINE 200 kerb with interrupted slot, without slope, internal height 300 mm, 4 m, kerb-height 18 cm right, E 600 *)	3995	450	680	010741680	1814,00	1	MB

> **NOTE** The detailed explanation of the footnotes can be found on page 436.

MEACRET LINE 200 KERB**KERB-HEIGHT 18 CM, WITH SLOPE (0.5%)**

Drainage channel with integrated kerbstone for drainage of paved surfaces and for safe separation of a road from walking surfaces. Kerb with interrupted slot (slot width 30 mm) and with slope 0,5%. Clear width of the kerb 200 mm, total width 450 mm, kerb height 18 cm. Special lengths on request. Loading classes A 15 to E 600 according to EN 1433. Load capacity according to MEA installation instructions.

MEACRET LINE 200 Kerbs with interrupted slot, kerb 18 cm, internal width 200 mm, with slope 0,5%, loading classes up to E 600

Article	Length (mm)	Width (mm)	Height (mm)	EAN-Code	kg/unit	unit/pallet	MG
MEACRET LINE 200 kerb with interrupted slot, slope 0.5%, internal height 200 to 220 mm, 4 m, kerb-height 18 cm left, E 600 *)	3995	450	680	010741682	2008,00	1	MB
MEACRET LINE 200 kerb with interrupted slot, slope 0.5%, internal height 200 to 220 mm, 4 m, kerb-height 18 cm right, E 600 *)	3995	450	680	010741684	2008,00	1	MB
MEACRET LINE 200 kerb with interrupted slot, slope 0.5%, internal height 220 to 240 mm, 4 m, kerb-height 18 cm left, E 600 *)	3995	450	680	010741686	1962,00	1	MB
MEACRET LINE 200 kerb with interrupted slot, slope 0.5%, internal height 220 to 240 mm, 4 m, kerb-height 18 cm right, E 600 *)	3995	450	680	010741688	1962,00	1	MB
MEACRET LINE 200 kerb with interrupted slot, slope 0.5%, internal height 240 to 260 mm, 4 m, kerb-height 18 cm left, E 600 *)	3995	450	680	010741690	1912,00	1	MB
MEACRET LINE 200 kerb with interrupted slot, slope 0.5%, internal height 240 to 260 mm, 4 m, kerb-height 18 cm right, E 600 *)	3995	450	680	010741692	1912,00	1	MB
MEACRET LINE 200 kerb with interrupted slot, slope 0.5%, internal height 260 to 280 mm, 4 m, kerb-height 18 cm left, E 600 *)	3995	450	680	010741694	1867,00	1	MB
MEACRET LINE 200 kerb with interrupted slot, slope 0.5%, internal height 260 to 280 mm, 4 m, kerb-height 18 cm right, E 600 *)	3995	450	680	010741696	1867,00	1	MB
MEACRET LINE 200 kerb with interrupted slot, slope 0.5%, internal height 280 to 300 mm, 4 m, kerb-height 18 cm left, E 600 *)	3995	450	680	010741698	1820,00	1	MB
MEACRET LINE 200 kerb with interrupted slot, slope 0.5%, internal height 280 to 300 mm, 4 m, kerb-height 18 cm right, E 600 *)	3995	450	680	010741740	1820,00	1	MB

Polymer concrete

Concrete

Metal

Rainwater treatment

Door mat

> **NOTE** The detailed explanation of the footnotes can be found on page 436.

MEACRET LINE 200 LOWERING ELEMENT KERB-HEIGHT 18 CM, WITHOUT SLOPE

Drainage channel as lowering element with integrated kerbstone for drainage of paved surfaces and for safe separation of a road from walking surfaces. Kerb with interrupted slot (slot width 30 mm) and without slope. Clear width of the kerb 200 mm, total width 450 mm, kerb height 18 cm. Special lengths on request. Loading classes A 15 to E 600 according to EN 1433. Load capacity according to MEA installation instructions.

MEACRET LINE 200 Lowering element with interrupted slot, kerb 18 cm, internal width 200 mm, without slope, loading classes up to E 600

Article	Length (mm)	Width (mm)	Height (mm)	Height 2 (mm)	EAN-Code	kg/unit	unit/pallet	MG
MEACRET LINE 200 lowering element with interrupted slot, without slope, internal height 300 mm, 1 m, with kerb 18-0 cm left, E 600 *)	991	450	680	500	010741742	383,00	1	MB
MEACRET LINE 200 lowering element with interrupted slot, without slope, internal height 300 mm, 1 m, with kerb 18-0 cm right, E 600 *)	991	450	680	500	010741744	383,00	1	MB
MEACRET LINE 200 lowering element with interrupted slot, without slope, internal height 300 mm, 1 m, with kerb 0-18 cm, left E 600 *)	991	450	500	680	010741746	383,00	1	MB
MEACRET LINE 200 lowering element with interrupted slot, without slope, internal height 300 mm, 1 m, with kerb 0-18 cm right, E 600 *)	991	450	500	680	010741748	383,00	1	MB

> **NOTE** The detailed explanation of the footnotes can be found on page 436.

MEACRET LINE 200 ACCESSORIES

Loading classes A 15 to F 900 according to EN 1433.

MEACRET LINE 200 Kerb Revision element incl. ductile iron-slotted grating, with tongue-tongue-connection, internal width 200 mm, loading classes up to E 600/F 900

Article	Length (mm)	Width (mm)	Height (mm)	EAN-Code	kg/unit	unit/pallet	MG
MEACRET LINE 200 cleaning unit centre, internal height 200 mm, Tongue-Tongue connection, with kerb 7 cm left, including ductile iron grate E 600/F 900 *)	992	450	570	010741750	420,00	1	MB
MEACRET LINE 200 cleaning unit centre, internal height 200 mm, Tongue-Tongue connection, with kerb 7 cm right, including ductile iron grate E 600/F 900 *)	992	450	570	010741752	420,00	1	MB
MEACRET LINE 200 cleaning unit centre, internal height 200 mm, Tongue-Tongue connection, with kerb 12 cm left, including ductile iron grate E 600/F 900 *)	992	450	620	010741754	428,00	1	MB
MEACRET LINE 200 cleaning unit centre, internal height 200 mm, Tongue-Tongue connection, with kerb 12 cm right, including ductile iron grate E 600/F 900 *)	992	450	620	010741756	428,00	1	MB
MEACRET LINE 200 cleaning unit centre, internal height 200 mm, Tongue-Tongue connection, with kerb 15 cm left, including ductile iron grate E 600/F 900 *)	992	450	650	010741758	386,00	1	MB
MEACRET LINE 200 cleaning unit centre, internal height 200 mm, Tongue-Tongue connection, with kerb 15 cm right, including ductile iron grate E 600/F 900 *)	992	450	650	010741760	386,00	1	MB
MEACRET LINE 200 cleaning unit centre, internal height 200 mm, Tongue-Tongue connection, with kerb 18 cm left, including ductile iron grate E 600/F 900 *)	992	450	680	010741762	390,00	1	MB
MEACRET LINE 200 cleaning unit centre, internal height 200 mm, Tongue-Tongue connection, with kerb 18 cm right, including ductile iron grate E 600/F 900 *)	992	450	680	010741764	390,00	1	MB

Polymer concrete

Concrete

MEACRET LINE 200 Kerb Revision element incl. ductile iron-slotted grating, with tongue-groove-connection, internal width 200 mm, loading class E 600/F 900 according to EN 1433

Article	Length (mm)	Width (mm)	Height (mm)	EAN-Code	kg/unit	unit/pallet	MG
MEACRET LINE 200 cleaning unit basic, internal height 300 mm, Tongue-Groove connection, with kerb 7 cm left, including ductile iron grate E 600/F 900 *)	992	450	570	010741766	365,00	1	MB
MEACRET LINE 200 cleaning unit basic, internal height 300 mm, Tongue-Groove connection, with kerb 7 cm right, including ductile iron grate E 600/F 900 *)	992	450	570	010741768	365,00	1	MB
MEACRET LINE 200 cleaning unit basic, internal height 300 mm, Tongue-Groove connection, with kerb 12 cm left, including ductile iron grate E 600/F 900 *)	992	450	620	010741770	375,00	1	MB
MEACRET LINE 200 cleaning unit basic, internal height 300 mm, Tongue-Groove connection, with kerb 12 cm right, including ductile iron grate E 600/F 900 *)	992	450	620	010741772	375,00	1	MB
MEACRET LINE 200 cleaning unit basic, internal height 300 mm, Tongue-Groove connection, with kerb 15 cm left, including ductile iron grate E 600/F 900 *)	992	450	650	010741774	386,00	1	MB
MEACRET LINE 200 cleaning unit basic, internal height 300 mm, Tongue-Groove connection, with kerb 15 cm right, including ductile iron grate E 600/F 900 *)	992	450	650	010741776	386,00	1	MB
MEACRET LINE 200 cleaning unit basic, internal height 300 mm, Tongue-Groove connection, with kerb 18 cm left, including ductile iron grate E 600/F 900 *)	992	450	680	010741778	390,00	1	MB
MEACRET LINE 200 cleaning unit basic, internal height 300 mm, Tongue-Groove connection, with kerb 18 cm right, including ductile iron grate E 600/F 900 *)	992	450	680	010741780	390,00	1	MB

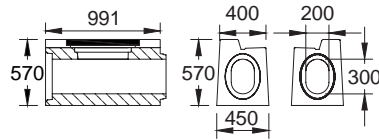
Metal

Rainwater treatment

Door mat

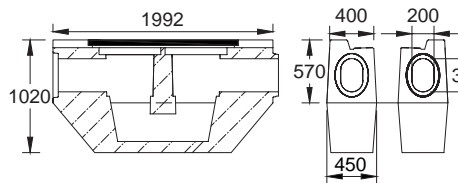
> **NOTE** The detailed explanation of the footnotes can be found on page 436.

MEACRET LINE 200 ACCESSORIES



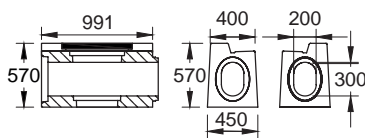
010741766

MEACRET LINE 200 cleaning unit basic



010741782

MEACRET LINE 200 DWS diving-wall-shaft



010741816

MEACRET LINE 200 Gully upper part

MEACRET LINE 200 ACCESSORIES

Loading classes A 15 to F 900 according to EN 1433.

MEACRET LINE 200 Kerb DWS diving-wall-shafts, with kerbs, incl. ductile iron cover, internal width 200 mm, loading classes up to E 600/F 900

Article	Length (mm)	Width (mm)	Height (mm)	EAN-Code	kg/unit	unit/pallet	MG
MEACRET LINE 200 DWS diving-wall-shaft, internal height 300 mm, self-extinguishing, with kerb 7 cm left, 2 m, E 600/F 900 *)	1992	450	1020	010741782	1106,00	1	MB
MEACRET LINE 200 DWS diving-wall-shaft, internal height 300 mm, self-extinguishing, with kerb 7 cm right, 2 m, E 600/F 900 *)	1992	450	1020	010741784	1106,00	1	MB
MEACRET LINE 200 DWS diving-wall-shaft, internal height 300 mm, self-extinguishing, with kerb 12 cm left, 2 m, E 600/F 900 *)	1992	450	1070	010741786	1115,00	1	MB
MEACRET LINE 200 DWS diving-wall-shaft, internal height 300 mm, self-extinguishing, with kerb 12 cm right, 2 m, E 600/F 900 *)	1992	450	1070	010741788	1115,00	1	MB
MEACRET LINE 200 DWS diving-wall-shaft, internal height 300 mm, self-extinguishing, with kerb 15 cm left, 2 m, E 600/F 900 *)	1992	450	1100	010741790	1126,00	1	MB
MEACRET LINE 200 DWS diving-wall-shaft, internal height 300 mm, self-extinguishing, with kerb 15 cm right, 2 m, E 600/F 900 *)	1992	450	1100	010741792	1126,00	1	MB
MEACRET LINE 200 DWS diving-wall-shaft, internal height 300 mm, self-extinguishing, with kerb 18 cm left, 2 m, E 600/F 900 *)	1992	450	1130	010741794	1137,00	1	MB
MEACRET LINE 200 DWS diving-wall-shaft, internal height 300 mm, self-extinguishing, with kerb 18 cm right, 2 m, E 600/F 900 *)	1992	450	1130	010741796	1137,00	1	MB

Polymer concrete

Concrete

MEACRET LINE 200 Gully upper parts with kerb incl. ductile iron-slotted grating, for groove-groove-connection, internal width 200 mm, loading classes up to E 600/F 900

Article	Length (mm)	Width (mm)	Height (mm)	EAN-Code	kg/unit	unit/pallet	MG
MEACRET LINE 200 Gully upper-part, internal height 300 mm, with kerb 7 cm left, Groove-Groove connection, 1 m, including basket small and ductile iron grate E 600/F 900 *)	991	450	570	010741798	275,00	1	MB
MEACRET LINE 200 Gully upper-part, internal height 300 mm, with kerb 7 cm right, Groove-Groove connection, 1 m, including basket small and ductile iron grate E 600/F 900 *)	991	450	570	010741800	275,00	1	MB
MEACRET LINE 200 Gully upper-part, internal height 300 mm, with kerb 12 cm left, Groove-Groove connection, 1 m, including basket small and ductile iron grate E 600/F 900 *)	991	450	620	010741802	283,00	1	MB
MEACRET LINE 200 Gully upper-part, internal height 300 mm, with kerb 12 cm right, Groove-Groove connection, 1 m, including basket small and ductile iron grate E 600/F 900 *)	991	450	620	010741804	283,00	1	MB
MEACRET LINE 200 Gully upper-part, internal height 300 mm, with kerb 15 cm left, Groove-Groove connection, 1 m, including basket small and ductile iron grate E 600/F 900 *)	991	450	650	010741806	288,00	1	MB
MEACRET LINE 200 Gully upper-part, internal height 300 mm, with kerb 15 cm right, Groove-Groove connection, 1 m, including basket small and ductile iron grate E 600/F 900 *)	991	450	650	010741808	288,00	1	MB
MEACRET LINE 200 Gully upper-part, internal height 300 mm, with kerb 18 cm left, Groove-Groove connection, 1 m, including basket small and ductile iron grate E 600/F 900 *)	991	450	680	010741810	293,00	1	MB
MEACRET LINE 200 Gully upper-part, internal height 300 mm, with kerb 18 cm right, Groove-Groove connection, 1 m, including basket small and ductile iron grate E 600/F 900 *)	991	450	680	010741812	293,00	1	MB

Metal

Rainwater treatment

Door mat

> **NOTE** The detailed explanation of the footnotes can be found on page 436.

MEACRET LINE 200 ACCESSORIES

Loading classes A 15 to F 900 according to EN 1433.

MEACRET LINE 200 Gully upper parts with kerb incl. ductile iron-slotted grating, for tongue-groove-connection, internal width 200 mm, loading classes up to E 600/F 900

Article	Length (mm)	Width (mm)	Height (mm)	EAN-Code	kg/unit	unit/pallet	MG
MEACRET LINE 200 Gully upper-part, internal height 300 mm, with kerb 7 cm left, Tongue-Groove connection, 1 m, including basket small and ductile iron grate E 600/F 900 *)	991	450	570	010741814	275,00	1	MB
MEACRET LINE 200 Gully upper-part, internal height 300 mm, with kerb 7 cm right, Tongue-Groove connection, 1 m, including basket small and ductile iron grate E 600/F 900 *)	991	450	570	010741816	275,00	1	MB
MEACRET LINE 200 Gully upper-part, internal height 300 mm, with kerb 12 cm left, Tongue-Groove connection, 1 m, including basket small and ductile iron grate E 600/F 900 *)	991	450	620	010741818	283,00	1	MB
MEACRET LINE 200 Gully upper-part, internal height 300 mm, with kerb 12 cm right, Tongue-Groove connection, 1 m, including basket small and ductile iron grate E 600/F 900 *)	991	450	620	010741820	283,00	1	MB
MEACRET LINE 200 Gully upper-part, internal height 300 mm, with kerb 15 cm left, Tongue-Groove connection, 1 m, including basket small and ductile iron grate E 600/F 900 *)	991	450	650	010741822	288,00	1	MB
MEACRET LINE 200 Gully upper-part, internal height 300 mm, with kerb 15 cm right, Tongue-Groove connection, 1 m, including basket small and ductile iron grate E 600/F 900 *)	991	450	650	010741824	288,00	1	MB
MEACRET LINE 200 Gully upper-part, internal height 300 mm, with kerb 18 cm left, Tongue-Groove connection, 1 m, including basket small and ductile iron grate E 600/F 900 *)	991	450	680	010741826	293,00	1	MB
MEACRET LINE 200 Gully upper-part, internal height 300 mm, with kerb 18 cm right, Tongue-Groove connection, 1 m, including basket small and ductile iron grate E 600/F 900 *)	991	450	680	010741828	293,00	1	MB

> **NOTE** The detailed explanation of the footnotes can be found on page 436.

MEACRET LINE 200 ACCESSORIES

Loading classes A 15 to F 900 according to EN 1433.

MEACRET LINE 200 Adapter for gully upper parts to gully intermediate and lower parts

Article	Length (mm)	Width (mm)	Height (mm)	EAN-Code	kg/unit	unit/pallet	MG
MEACRET LINE 200 adapter plate gully upper part for gully intermediate part/lower part-E 600	550	550	100	010741858	45,00	1	MB
MEACRET LINE 200 adapter plate gully upper part for gully intermediate part / gully lower part-F 900 ^{*)}	550	550	100	010741830	53,00	1	MB

Polymer concrete

MEACRET LINE 200 Gully intermediate and lower parts

Article	Length (mm)	Width (mm)	Height (mm)	EAN-Code	kg/unit	unit/pallet	MG
MEACRET LINE 200 gully intermediate part, short, Ø 500 mm, height 290 mm ^{*)}	550	550	295	010741832	60,00	1	MB
MEACRET LINE 200 gully intermediate part, long, Ø 500 mm, height 590 mm ^{*)}	550	550	570	010741834	120,00	1	MB
MEACRET LINE 200 gully lower part with pipe outlet Ø 160 mm ^{*)}	548	548	330	010741836	83,00	1	MB
MEACRET LINE 200 gully lower part with pipe outlet Ø 200 mm ^{*)}	548	548	380	010741838	83,00	1	MB

Concrete

MEACRET LINE 200 End caps

Article	Length (mm)	Width (mm)	Height (mm)	EAN-Code	kg/unit	unit/pallet	MG
MEACRET LINE 200.G end cap with groove-E 600 ^{*)}	150	450	500	010741846	66,00	1	MB
MEACRET LINE 200.T end cap with tongue-E 600 ^{*)}	150	450	500	010741848	55,00	1	MB
MEACRET LINE 200.G end cap with groove-F 900 ^{*)}	148	450	500	010741314	66,00	1	MB
MEACRET LINE 200.T end cap with tongue-F 900 ^{*)}	150	450	500	010741316	55,00	1	MB

Metal

> **NOTE** The detailed explanation of the footnotes can be found on page 436.

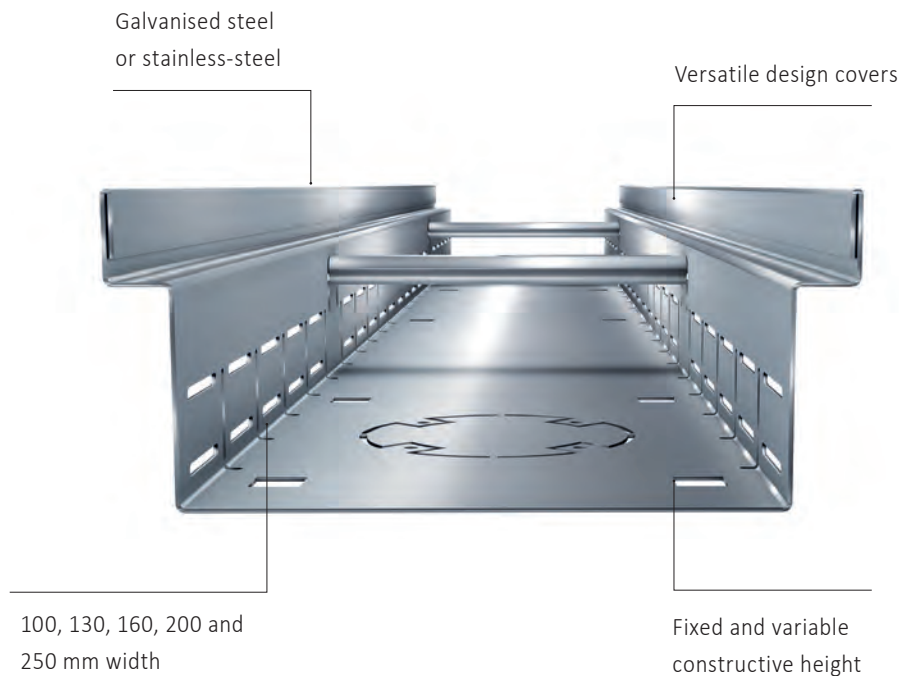
METAL



MEATEC II DRAINAGE SOLUTIONS MADE OF METAL

Drainage products made of galvanised steel or stainless-steel offer a high degree of application possibilities that prevent moisture from penetrating into the building in

sensitive door and facade areas. Metal can be used flexibly, is recyclable and offers a wide variety of design options through high-quality design covers.




- > Optimally matched components
- > Easy to install thanks to the MEATEC 'insert and connect' system
- > Branch and drainage channels connected together optimally
- > Can be shortened to the required length with no loss of functionality, height-adjustable, even when already installed
- > Installation in accordance with flat roof regulation and DIN 18531
- > Barrier-free installation according to DIN 18040 (part 1 and 2)
- > Optimal rear ventilation of the facade
- > Increased run-off rate
- > Integrated gravel borders
- > Aesthetically pleasing design
- > Cross bracing as a standard feature adds
- > Stability to the drainage channels
- > Eco-friendly

NEW MEATEC II FACADE AND TERRACE DRAINAGE

can be walked on and wheelchair passable

MEATEC II SYSTEM OVERVIEW




- 1- MEATEC II channel body
- 2- Complete channel system available in galvanised steel or stainless-steel
- 3- Inlet slots on both sides for fast water drainage
- 4- Two channel cross bracings per running metre of channel length
- 5- Wide selection of design gratings for aesthetically demanding projects
- 6- Installation of the system with an elevation possible



NEW MEATEC II FACADE AND TERRACE DRAINAGE

can be walked on and wheelchair passable



- > 100% system solution
- > Reliable protection against moisture
- > Low connection height

Glass-fibre-reinforced composite/
recycled plastic

Polymer concrete

Concrete

Metal

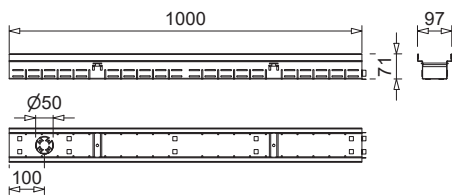

Rainwater treatment

Door mat

MEATEC II FACADE AND TERRACE DRAINAGE I 100

can be walked on and wheelchair passable

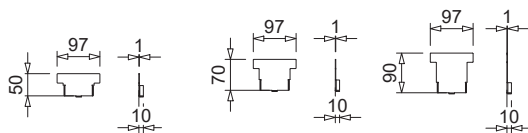
MEATEC II 100



010730992

MEATEC II 100 channel body

MEATEC II 100 ACCESSORIES



010731010

010731012

010731014

MEATEC II 100 end cap

MEATEC II 100 MADE OF GALVANISED STEEL (V) OR STAINLESS-STEEL (E) FIXED CONSTRUCTIVE HEIGHTS / OPTIONAL VARIABLE HEIGHTS WITH INSTALLATION ELEVATION DEVICE

Drainage system made of galvanised steel or stainless-steel, can be combined with height-adjustable installation elevation device. With lateral slots on both sides. Optimum door connection and façade ventilation thanks to beveled gutter contour. Can be cut to individual lengths, suitable for standard window reveal widths, thanks to selectable positioning of the installation elevation device. For the installation according to the shallow roof directive and DIN 18531. Enables barrier-free construction methods according to DIN 18040, parts 1 and 2. Can be walked over and is compatible for wheelchairs. Grating fixing mechanism bolt optionally available.

MEATEC II 100 channel body

Article	Material	Length (mm)	Height (mm)	EAN-Code	kg/unit	unit/pallet	MG
MEATEC II V100-F50 Drainage channel-2 m	Galv. steel	2000	50	010730986	3,40	1	TC
MEATEC II V100-F50 Drainage channel-1 m	Galv. steel	1000	50	010730988	1,70	1	TC
MEATEC II V100-F70 Drainage channel-2 m	Galv. steel	2000	70	010730990	4,20	1	TC
MEATEC II V100-F70 Drainage channel-1 m	Galv. steel	1000	70	010730992	2,10	1	TC
MEATEC II V100-F90 Drainage channel-2 m	Galv. steel	2000	90	010730994	2,10	1	TC
MEATEC II V100-F90 Drainage channel-1 m	Galv. steel	1000	90	010730996	2,40	1	TC
MEATEC II E100-F50 Drainage channel-2 m *)	Stainl. steel	2000	50	010730998	3,40	1	TC
MEATEC II E100-F50 Drainage channel-1 m *)	Stainl. steel	1000	50	010731000	1,70	1	TC
MEATEC II E100-F70 Drainage channel-2 m *)	Stainl. steel	2000	70	010731002	4,20	1	TC
MEATEC II E100-F70 Drainage channel-1 m *)	Stainl. steel	1000	70	010731004	2,10	1	TC
MEATEC II E100-F90 Drainage channel-2 m *)	Stainl. steel	2000	90	010731006	4,80	1	TC
MEATEC II E100-F90 Drainage channel-1 m *)	Stainl. steel	1000	90	010731008	2,40	1	TC

MEATEC II 100 END CAPS IN GALVANISED STEEL OR STAINLESS-STEEL

MEATEC II 100 End caps


Article	Material	Height (mm)	EAN-Code	kg/unit	unit/pallet	MG
MEATEC II V100-F50.SE End cap	Galv. steel	50	010731010	0,05	1	TC
MEATEC II V100-F70.SE End cap	Galv. steel	70	010731012	0,06	1	TC
MEATEC II V100-F90.SE End cap	Galv. steel	90	010731014	0,08	1	TC
MEATEC II E100-F50.SE End cap *)	Stainl. steel	50	010731016	0,05	1	TC
MEATEC II E100-F70.SE End cap *)	Stainl. steel	70	010731018	0,06	1	TC
MEATEC II E100-F90.SE End cap *)	Stainl. steel	90	010731020	0,08	1	TC

> **NOTE** The detailed explanation of the footnotes can be found on page 436.

MEATEC II FACADE AND TERRACE DRAINAGE I 100

can be walked on and wheelchair passable

MEATEC II 100 CHANNEL COVERS



Mesh grating 30/10

MEATEC 100 GRATES MADE OF GALVANISED OR STAINLESS-STEEL

Suitable for **MEATEC II 100** Drainage channel body. Can be walked over and is wheelchair passable, grating fixing mechanism bolt optionally available.

MEATEC 100 channel covers, total width 92 mm

Article	Material	Length (mm)	Inl. sect. area Ø cm ² /m above	EAN-Code	kg/unit	unit/pallet	MG
MEATEC 100 Galv. mesh grating-1 m 30/10	Galv. steel	1000	630	010730732	2,15	200	TC
MEATEC 100 Galv. mesh grating-0.5 m 30/10	Galv. steel	500	630	010730734	1,12	50	TC
MEATEC 100 Stainl. steel mesh grating-1 m 30/10 *)	Stainl. steel	1000	630	010730740	2,03	200	TC
MEATEC 100 Stainl. steel mesh grating-0.5 m 30/10 *)	Stainl. steel	500	630	010730742	1,02	20	TC

Grating fixing mechanism, stainless-steel

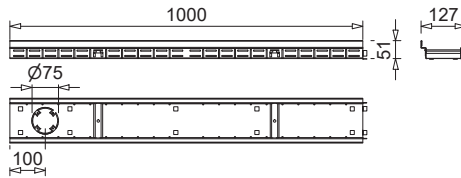

Article	Material	EAN-Code	kg/unit	unit/pallet	MG
MEATEC Grating fixing bolt AISI 304, 2 bolts/metre necessary *)	Stainl. steel	010730796	0,02	1	TC

> **NOTE** The detailed explanation of the footnotes can be found on page 436.

MEATEC II FACADE AND TERRACE DRAINAGE I 130

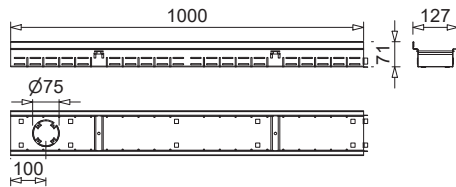

can be walked on and wheelchair passable

MEATEC II 130



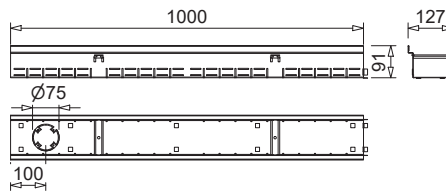

010731024

MEATEC II 130 channel body, height 50 mm



010731028

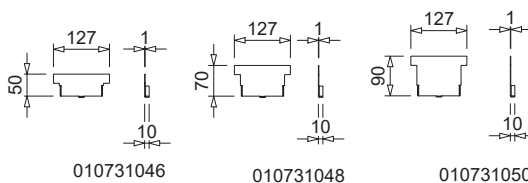

MEATEC II 130 channel body, height 70 mm



010731032

MEATEC II 130 channel body, height 90 mm

MEATEC II 130 ACCESSORIES



010731046

010731048

010731050

MEATEC II 130 end caps

MEATEC II 130 MADE OF GALVANISED STEEL (V) OR STAINLESS-STEEL (E) FIXED CONSTRUCTIVE HEIGHTS / OPTIONAL VARIABLE HEIGHTS WITH INSTALLATION ELEVATION DEVICE

Drainage system made of galvanised steel or stainless-steel, can be combined with height-adjustable installation elevation device. With lateral slots on both sides and pipe connection possibility OD Ø 75 mm. Optimum door connection and façade ventilation thanks to folded gutter contour. Can be cut to individual lengths, suitable for standard window reveal widths, thanks to selectable positioning of the installation elevation device. For the installation according to the shallow roof directive and DIN 18531. Enables barrier-free construction methods according to DIN 18040, parts 1 and 2. Walk-on and wheelchair accessible. Bolt for grating locking optionally available.

MEATEC II 130 channel body

Article	Material	Length (mm)	Height (mm)	EAN-Code	kg/unit	unit/pallet	MG
MEATEC II V130-F50 Drainage channel-2 m	Galv. steel	2000	50	010731022	4,00	1	TC
MEATEC II V130-F50 Drainage channel-1 m	Galv. steel	1000	50	010731024	2,00	1	TC
MEATEC II V130-F70 Drainage channel-2 m	Galv. steel	2000	70	010731026	4,60	1	TC
MEATEC II V130-F70 Drainage channel-1 m	Galv. steel	1000	70	010731028	2,30	1	TC
MEATEC II V130-F90 Drainage channel-2 m	Galv. steel	2000	90	010731030	5,20	1	TC
MEATEC II V130-F90 Drainage channel-1 m	Galv. steel	1000	90	010731032	2,60	1	TC
MEATEC II E130-F50 Drainage channel-2 m *)	Stainl. steel	2000	50	010731034	4,00	1	TC
MEATEC II E130-F50 Drainage channel-1 m *)	Stainl. steel	1000	50	010731036	2,00	1	TC
MEATEC II E130-F70 Drainage channel-2 m *)	Stainl. steel	2000	70	010731038	4,60	1	TC
MEATEC II E130-F70 Drainage channel-1 m *)	Stainl. steel	1000	70	010731040	2,30	1	TC
MEATEC II E130-F90 Drainage channel-2 m *)	Stainl. steel	2000	90	010731042	5,20	1	TC
MEATEC II E130-F90 Drainage channel-1 m *)	Stainl. steel	1000	90	010731044	2,60	1	TC

MEATEC II 130 END CAPS IN GALVANISED STEEL OR STAINLESS-STEEL

MEATEC II 130 End caps

Article	Material	Height (mm)	EAN-Code	kg/unit	unit/pallet	MG
MEATEC II V130-F50.SE End cap	Galv. steel	50	010731046	0,06	1	TC
MEATEC II V130-F70.SE End cap	Galv. steel	70	010731048	0,08	1	TC
MEATEC II V130-F90.SE End cap	Galv. steel	90	010731050	0,10	1	TC
MEATEC II E130-F50.SE End cap *)	Stainl. steel	50	010731052	0,06	1	TC
MEATEC II E130-F70.SE End cap *)	Stainl. steel	70	010731054	0,08	1	TC
MEATEC II E130-F90.SE End cap *)	Stainl. steel	90	010731056	0,12	1	TC

> **NOTE** The detailed explanation of the footnotes can be found on page 436.

can be walked on and wheelchair passable


MEATEC II 130 CHANNEL COVERS



Plastic longitudinal bar grating



Mesh grating 30/10



NEW MEATEC PRIME



Perforated grating



Plastic longitudinal bar grating

MEATEC 130 CHANNEL COVERS

Suitable for **MEATEC II 130** Drainage channel body. Can be walked over and is wheelchair passable, grating fixing bolt optionally available.

MEATEC 130 channel covers, total width 122 mm

Article	Material	Length (mm)	Inl. sect. area Ø cm ² /m above	EAN-Code	kg/unit	unit/pallet	MG
MEATEC 130 plastic longitudinal bar grating-A 15-0.5 m 39/7,7 bolt-fixing-required, black, heelguard	Plastic	500	159	010730263	0,38	252	TC
MEATEC 130 plastic longitudinal bar grating-A 15-0.5 m 39/7.7 bolt-fixing-required, grey, heelguard	Plastic	500	159	010730261	0,40	252	TC
MEATEC 130 Galv. mesh grating-1 m 30/10, bolt fixing required	Galv. steel	1000	845	010730090	2,62	168	TC
MEATEC 130 Galv. mesh grating-0.5 m 30/10, bolt fixing required	Galv. steel	500	845	010730092	1,36	100	TC
MEATEC 130 Galv. perforated grating-Ø 6 mm-1 m, bolt fixing required, heelguard	Galv. steel	1000	170	010730098	1,60	150	TC
MEATEC 130 Galv. perforated grating-Ø 6 mm-0.5 m, bolt fixing required, heelguard	Galv. steel	500	170	010730100	0,80	68	TC
MEATEC PRIME 130 grate-AISI 304-1 m, bolt fixing required, heelguard *)	Stainl. steel	1000	482	010730829	3,30	1	TC
MEATEC PRIME 130 grate-AISI 304-1 m, incl. bolt for grating locking, heelguard *)	Stainl. steel	1000	482	010730853	3,30	1	TC
MEATEC 130 Stainl. steel mesh grating-1 m 30/10, bolt fixing required *)	Stainl. steel	1000	845	010730126	2,45	150	TC
MEATEC 130 Stainl. steel mesh grating-0.5 m 30/10, bolt fixing required *)	Stainl. steel	500	845	010730128	1,27	50	TC
MEATEC 130 Stainl. steel perforated grating-Ø 6 mm-1 m, bolt fixing required, heelguard *)	Stainl. steel	1000	170	010730134	1,88	150	TC
MEATEC 130 Stainl. steel perforated grating-Ø 6 mm-0.5 m, bolt fixing required, heelguard *)	Stainl. steel	500	170	010730136	0,91	68	TC

Grating fixing mechanism, stainless-steel

Article	Material	EAN-Code	kg/unit	unit/pallet	MG
MEATEC Grating fixing bolt AISI 304, 2 bolts/metre necessary *)	Stainl. steel	010730796	0,02	1	TC

MEATEC PRIME Grating fixing mechanism, stainless-steel

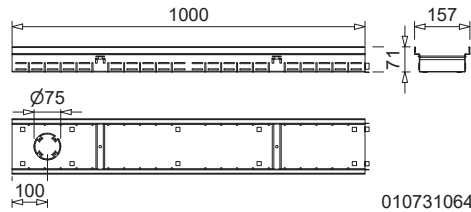

Article	Material	EAN-Code	kg/unit	unit/pallet	MG
MEATEC PRIME grate locking bolt stainl. steel AISI 304	Stainl. steel	010730859	0,01	1	TC

> **NOTE** The detailed explanation of the footnotes can be found on page 436.

MEATEC II FACADE AND TERRACE DRAINAGE I 160

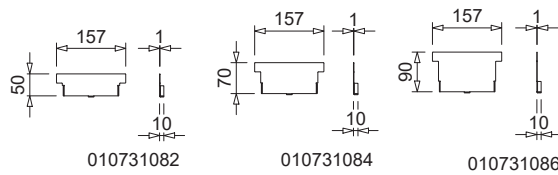
can be walked on and wheelchair passable

MEATEC II 160



MEATEC II 160 channel body

MEATEC II 160 ACCESSORIES



MEATEC II 160 end caps

MEATEC II 160 MADE OF GALVANISED STEEL (V) OR STAINLESS-STEEL (E) FIXED CONSTRUCTIVE HEIGHTS / OPTIONAL VARIABLE HEIGHTS WITH INSTALLATION ELEVATION DEVICE

Drainage system made of galvanised steel or stainless-steel, can be combined with height-adjustable installation elevation device. With lateral slots on both sides and pipe connection possibility OD Ø 75 mm. Optimum door connection and façade ventilation thanks to folded gutter contour. Can be cut to individual lengths, suitable for standard window reveal widths, thanks to selectable positioning of the installation elevation device. For the installation according to the shallow roof directive and DIN 18531. Enables barrier-free construction methods according to DIN 18040, parts 1 and 2. Walk-on and wheelchair accessible. Bolt for grating locking optionally available.

MEATEC II 160 channel body

Article	Material	Length (mm)	Height (mm)	EAN-Code	kg/unit	unit/pallet	MG
MEATEC II V160-F50 Drainage channel-2 m	Galv. steel	2000	50	010731058	4,60	1	TC
MEATEC II V160-F50 Drainage channel-1 m	Galv. steel	1000	50	010731060	2,30	1	TC
MEATEC II V160-F70 Drainage channel-2 m	Galv. steel	2000	70	010731062	5,11	1	TC
MEATEC II V160-F70 Drainage channel-1 m	Galv. steel	1000	70	010731064	2,60	1	TC
MEATEC II V160-F90 Drainage channel-2 m	Galv. steel	2000	90	010731066	5,80	1	TC
MEATEC II V160-F90 Drainage channel-1 m	Galv. steel	1000	90	010731068	2,90	1	TC
MEATEC II E160-F50 Drainage channel-2 m *)	Stainl. steel	2000	50	010731070	4,60	1	TC
MEATEC II E160-F50 Drainage channel-1 m *)	Stainl. steel	1000	50	010731072	2,30	1	TC
MEATEC II E160-F70 Drainage channel-2 m *)	Stainl. steel	2000	70	010731074	3,20	1	TC
MEATEC II E160-F70 Drainage channel-1 m *)	Stainl. steel	1000	70	010731076	2,60	1	TC
MEATEC II E160-F90 Drainage channel-2 m *)	Stainl. steel	2000	90	010731078	5,80	1	TC
MEATEC II E160-F90 Drainage channel-1 m *)	Stainl. steel	1000	90	010731080	2,90	1	TC

MEATEC II 160 END CAPS IN GALVANISED STEEL OR STAINLESS-STEEL

MEATEC II 160 End caps


Article	Material	Height (mm)	EAN-Code	kg/unit	unit/pallet	MG
MEATEC II V160-F50.SE End cap	Galv. steel	50	010731082	0,08	1	TC
MEATEC II V160-F70.SE End cap	Galv. steel	70	010731084	0,11	1	TC
MEATEC II V160-F90.SE End cap	Galv. steel	90	010731086	0,12	1	TC
MEATEC II E160-F50.SE End cap *)	Stainl. steel	50	010731088	0,09	1	TC
MEATEC II E160-F70.SE End cap *)	Stainl. steel	70	010731090	0,11	1	TC
MEATEC II E160-F90.SE End cap *)	Stainl. steel	90	010731092	0,14	1	TC

> **NOTE** The detailed explanation of the footnotes can be found on page 436.


MEATEC II FACADE AND TERRACE DRAINAGE | 160

can be walked on and wheelchair passable

MEATEC II 160 CHANNEL COVERS



Mesh grating 30/10



NEW MEATEC PRIME

MEATEC 160 CHANNEL COVERS MADE OF GALVANISED STEEL OR STAINLESS-STEEL

Suitable for **MEATEC II 160** Drainage channel body. Can be walked over and is wheelchair passable, grating fixing bolt optionally available.

MEATEC 160 channel covers, total width 152 mm

Article	Material	Length (mm)	Inl. sect. area \emptyset cm ² /m above	EAN-Code	kg/unit	unit/pallet	MG
MEATEC 160 Galv. mesh grating-1 m 30/10	Galv. steel	1000	1080	010730756	3,00	150	TC
MEATEC 160 Galv. mesh grating-0.5 m 30/10	Galv. steel	500	1080	010730758	1,59	50	TC
MEATEC PRIME 160 grate-V2A-1 m, bolt fixing required, heelguard *)	Stainl. steel	500	645	010730847	3,80	1	TC
MEATEC PRIME 160 grate-AISI 304-1 m, incl. bolt for grating locking, heelguard *)	Stainl. steel	1000	645	010730857	3,80	1	TC
MEATEC 160 Stainl. steel mesh grating-1 m 30/10 *)	Stainl. steel	1000	1080	010730764	2,94	50	TC
MEATEC 160 Stainl. steel mesh grating-0.5 m 30/10 *)	Stainl. steel	500	1080	010730766	1,46	20	TC

Grating fixing mechanism, stainless-steel

Article	Material	EAN-Code	kg/unit	unit/pallet	MG
MEATEC Grating fixing bolt AISI 304, 2 bolts/meter necessary *)	Stainl. steel	010730796	0,02	1	TC

MEATEC PRIME Grating fixing mechanism, stainless-steel


Article	Material	EAN-Code	kg/unit	unit/pallet	MG
MEATEC PRIME grate locking bolt stainl. steel AISI 304	Stainl. steel	010730859	0,01	1	TC

> **NOTE** The detailed explanation of the footnotes can be found on page 436.

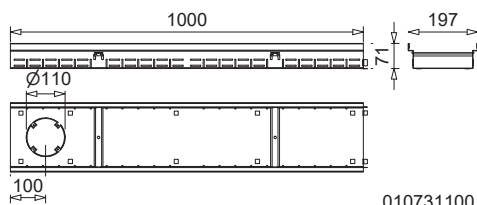
MEATEC II FACADE AND TERRACE DRAINAGE I 200

can be walked on and wheelchair passable

MEATEC II 200




MEATEC II 200 channel body

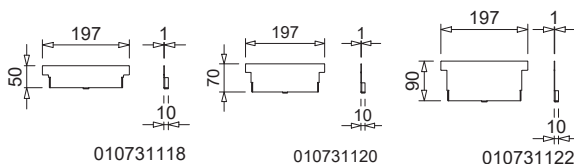


010731100

MEATEC II 200 ACCESSORIES



MEATEC II 200 end cap



010731118

010731120

010731122

MEATEC II 200 MADE OF GALVANISED STEEL (V) OR STAINLESS-STEEL (E) FIXED CONSTRUCTIVE HEIGHTS / OPTIONAL VARIABLE HEIGHTS WITH INSTALLATION ELEVATION DEVICE

Drainage system made of galvanised steel or stainless-steel, can be combined with height-adjustable installation elevation device. With lateral slots on both sides and pipe connection possibility OD Ø 110 mm. Optimum door connection and facade ventilation thanks to folded gutter contour. Can be cut to individual lengths, suitable for standard window reveal widths, thanks to selectable positioning of the installation elevation device. For the installation according to the shallow roof directive and DIN 18531. Enables barrier-free construction methods according to DIN 18040, parts 1 and 2. Walk-on and wheelchair accessible. Bolt for grating locking optionally available.

MEATEC II 200 channel body

Article	Material	Length (mm)	Height (mm)	EAN-Code	kg/unit	unit/pallet	MG
MEATEC II V200-F50 Drainage channel-2 m	Galv. steel	2000	50	010731094	5,20	1	TC
MEATEC II V200-F50 Drainage channel-1 m	Galv. steel	1000	50	010731096	2,60	1	TC
MEATEC II V200-F70 Drainage channel-2 m	Galv. steel	2000	70	010731098	6,00	1	TC
MEATEC II V200-F70 Drainage channel-1 m	Galv. steel	1000	70	010731100	3,00	1	TC
MEATEC II V200-F90 Drainage channel-2 m	Galv. steel	2000	90	010731102	6,60	1	TC
MEATEC II V200-F90 Drainage channel-1 m	Galv. steel	1000	90	010731104	3,30	1	TC
MEATEC II E200-F50 Drainage channel-2 m *)	Stainl. steel	2000	50	010731106	5,20	1	TC
MEATEC II E200-F50 Drainage channel-1 m *)	Stainl. steel	1000	50	010731108	2,60	1	TC
MEATEC II E200-F70 Drainage channel-2 m *)	Stainl. steel	2000	70	010731110	6,00	1	TC
MEATEC II E200-F70 Drainage channel-1 m *)	Stainl. steel	1000	70	010731112	3,00	1	TC
MEATEC II E200-F90 Drainage channel-2 m *)	Stainl. steel	2000	90	010731114	6,60	1	TC
MEATEC II E200-F90 Drainage channel-1 m *)	Stainl. steel	1000	90	010731116	3,30	1	TC

MEATEC II 200 END CAPS IN GALVANISED STEEL OR STAINLESS-STEEL

MEATEC II 200 End caps


Article	Material	Height (mm)	EAN-Code	kg/unit	unit/pallet	MG
MEATEC II V200-F50.SE End cap	Galv. steel	50	010731118	0,10	1	TC
MEATEC II V200-F70.SE End cap	Galv. steel	70	010731120	0,13	1	TC
MEATEC II V200-F90.SE End cap	Galv. steel	90	010731122	0,16	1	TC
MEATEC II E200-F50.SE End cap *)	Stainl. steel	50	010731124	0,10	1	TC
MEATEC II E200-F70.SE End cap *)	Stainl. steel	70	010731126	0,13	1	TC
MEATEC II E200-F90.SE End cap *)	Stainl. steel	90	010731128	0,16	1	TC

> **NOTE** The detailed explanation of the footnotes can be found on page 436.

MEATEC II FACADE AND TERRACE DRAINAGE I 200

can be walked on and wheelchair passable

MEATEC II 200 CHANNEL COVER



Mesh grating 30/10

MEATEC 200 CHANNEL COVERS MADE OF GALVANISED STEEL OR STAINLESS-STEEL

Suitable for **MEATEC II 200** Drainage channel body. Can be walked over and is wheelchair passable, grating fixing bolt optionally available.

MEATEC 200 channel covers, total width 192 mm

Article	Material	Length (mm)	Inl. sect. area Ø cm ² /m above	EAN-Code	kg/unit	unit/pallet	MG
MEATEC 200 Galv. mesh grating-1 m 30/10	Galv. steel	1000	1550	010730338	3,78	150	TC
MEATEC 200 Galv. mesh grating-0.5 m 30/10	Galv. steel	500	1550	010730772	1,98	50	TC
MEATEC 200 Stainl.steel mesh grating-1 m 30/10 *)	Stainl. steel	1000	1550	010730342	3,68	50	TC
MEATEC 200 Stainl.steel mesh grating-0.5 m 30/10 *)	Stainl. steel	500	1550	010730778	1,89	10	TC

Grating fixing mechanism, stainless-steel

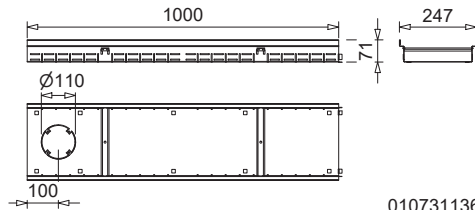

Article	Material	EAN-Code	kg/unit	unit/pallet	MG
MEATEC Grating fixing bolt AISI 304, 2 bolts/metre necessary *)	Stainl. steel	010730796	0,02	1	TC

> **NOTE** The detailed explanation of the footnotes can be found on page 436.

MEATEC II FACADE AND TERRACE DRAINAGE I 250

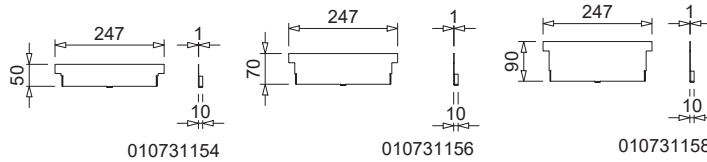

can be walked on and wheelchair passable

MEATEC II 250



MEATEC II 250 channel body

MEATEC II 250 ACCESSORIES



MEATEC II 250 end cap

MEATEC II 250 MADE OF GALVANISED STEEL (V) OR STAINLESS-STEEL (E)**FIXED CONSTRUCTIVE HEIGHTS / OPTIONAL VARIABLE HEIGHTS WITH INSTALLATION ELEVATION DEVICE**

Drainage system made of galvanised steel or stainless-steel, can be combined with height-adjustable installation elevation device. With lateral slots on both sides and pipe connection possibility OD Ø 110 mm. Optimum door connection and façade ventilation thanks to folded gutter contour. Can be cut to individual lengths, suitable for standard window reveal widths, thanks to selectable positioning of the installation elevation device. For the installation according to the shallow roof directive and DIN 18531. Enables barrier-free construction methods according to DIN 18040, parts 1 and 2. Walk-on and wheelchair accessible. Bolt for grating locking optionally available.

MEATEC II 250 channel body

Article	Material	Length (mm)	Height (mm)	EAN-Code	kg/unit	unit/pallet	MG
MEATEC II V250-F50 Drainage channel-2 m	Galv. steel	2000	50	010731130	6,20	1	TC
MEATEC II V250-F50 Drainage channel-1 m	Galv. steel	1000	50	010731132	2,90	1	TC
MEATEC II V250-F70 Drainage channel-2 m	Galv. steel	2000	70	010731134	6,80	1	TC
MEATEC II V250-F70 Drainage channel-1 m	Galv. steel	1000	70	010731136	3,40	1	TC
MEATEC II V250-F90 Drainage channel-2 m	Galv. steel	2000	90	010731138	7,17	1	TC
MEATEC II V250-F90 Drainage channel-1 m	Galv. steel	1000	90	010731140	2,52	1	TC
MEATEC II E250-F50 Drainage channel-2 m *)	Stainl. steel	2000	50	010731142	6,20	1	TC
MEATEC II E250-F50 Drainage channel-1 m *)	Stainl. steel	1000	50	010731144	3,10	1	TC
MEATEC II E250-F70 Drainage channel-2 m *)	Stainl. steel	2000	70	010731146	6,80	1	TC
MEATEC II E250-F70 Drainage channel-1 m *)	Stainl. steel	1000	70	010731148	3,40	1	TC
MEATEC II E250-F90 Drainage channel-2 m *)	Stainl. steel	2000	90	010731150	7,40	1	TC
MEATEC II E250-F90 Drainage channel-1 m *)	Stainl. steel	1000	90	010731152	3,70	1	TC

MEATEC II 250 END CAPS IN GALVANISED STEEL OR STAINLESS-STEEL**MEATEC II 250 End caps**


Article	Material	Height (mm)	EAN-Code	kg/unit	unit/pallet	MG
MEATEC II V250-F50.SE End cap	Galv. steel	50	010731154	0,12	1	TC
MEATEC II V250-F70.SE End cap	Galv. steel	70	010731156	0,16	1	TC
MEATEC II V250-F90.SE End cap	Galv. steel	90	010731158	0,20	1	TC
MEATEC II E250-F50.SE End cap *)	Stainl. steel	50	010731160	0,12	1	TC
MEATEC II E250-F70.SE End cap *)	Stainl. steel	70	010731162	0,16	1	TC
MEATEC II E250-F90.SE End cap *)	Stainl. steel	90	010731164	0,19	1	TC

> **NOTE** The detailed explanation of the footnotes can be found on page 436.

MEATEC II FACADE AND TERRACE DRAINAGE I 250

can be walked on and wheelchair passable

MEATEC II 250 CHANNEL COVERS



Mesh grating 30/10

MEATEC 250 CHANNEL COVERS MADE OF GALVANISED STEEL OR STAINLESS-STEEL

Suitable for **MEATEC II 250** Drainage channel body. Can be walked over and is wheelchair passable, grating fixing bolt optionally available.

MEATEC 250 channel covers, total width 242 mm

Article	Material	Length (mm)	Inl. sect. area Ø cm ² /m above	EAN-Code	kg/unit	unit/pallet	MG
MEATEC 250 Galv. mesh grating-1 m 30/10	Galv. steel	1000	1963	010730340	4,79	150	TC
MEATEC 250 Galv. mesh grating-0.5 m 30/10	Galv. steel	500	1963	010730784	2,49	60	TC
MEATEC 250 Stainl.steel mesh grating-1 m 30/10 *)	Stainl. steel	1000	1963	010730344	4,52	150	TC
MEATEC 250 Stainl.steel mesh grating-0.5 m 30/10 *)	Stainl. steel	500	1963	010730790	2,29	5	TC

Grating fixing mechanism, stainless-steel

Article	Material	EAN-Code	kg/unit	unit/pallet	MG
MEATEC Grating fixing bolt AISI 304, 2 bolts/metre necessary *)	Stainl. steel	010730796	0,02	1	TC

MEATEC II GRAVEL BORDER IN GALVANISED STEEL OR STAINLESS-STEEL

MEATEC II gravel borders (can be used rotated for height adjustment)


Article	Material	EAN-Code	kg/unit	unit/pallet	MG
MEATEC II V Gravel guard-1 m	Galv. steel	010731166	0,97	1	TC
MEATEC II E Gravel guard-1 m *)	Stainl. steel	010731168	0,83	1	TC

> **NOTE** The detailed explanation of the footnotes can be found on page 436.

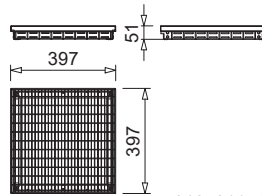
MEATEC II DRAINAGE SYSTEM

can be walked on and wheelchair passable

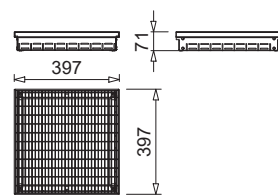
MEATEC II 250 TOP ELEMENT AND RELIEF CHANNEL



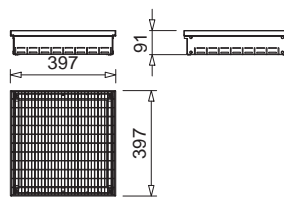
MEATEC II Top section



010731174



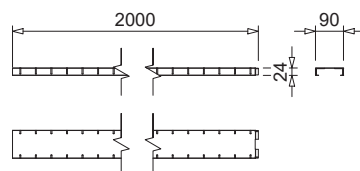
010731176



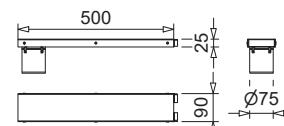
010731178



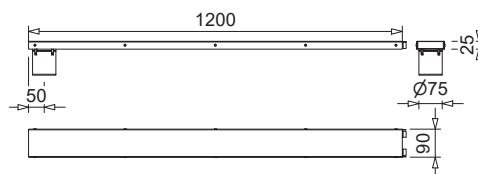
MEATEC II relief channel



010730328



010730429



010730413

MEATEC II TOP ELEMENTS AND RELIEF CHANNELS MADE OF GALVANISED STEEL OR STAINLESS-STEEL FIXED CONSTRUCTIVE HEIGHTS / OPTIONAL VARIABLE HEIGHTS WITH ELEVATION DEVICE

Top elements made of galvanised steel or stainless-steel, can be combined with height-adjustable installation elevation devices. With lateral slots (integrated gravel border). As a cover for point drains. Relief channels for connecting the MEATEC II channels to the top elements below the slab coverings or as a pipe connection. For the installation according to the shallow roof directive and DIN 18531. Walk-on and wheelchair accessible.

MEATEC II top elements 400 x 400 mm, incl. mesh grating 30/10, with optional elevation option

Article	Material	Height (mm)	EAN-Code	kg/unit	unit/pallet	MG
MEATEC II V400x400 Top section F50 incl. mesh grate 30/10	Galv. steel	50	010731174	4,10	1	TC
MEATEC II V400x400 Top section F70 incl. mesh grate 30/10	Galv. steel	70	010731176	4,30	1	TC
MEATEC II V400x400 Top section F90 incl. mesh grate 30/10	Galv. steel	90	010731178	4,50	1	TC
MEATEC II E400x400 Top section F50 incl. mesh grate 30/10 *)	Stainl. steel	50	010731180	4,10	1	TC
MEATEC II E400x400 Top section F70 incl. mesh grate 30/10 *)	Stainl. steel	70	010731182	4,30	1	TC
MEATEC II E400x400 Top section F90 incl. mesh grate 30/10 *)	Stainl. steel	90	010731184	4,50	1	TC

MEATEC II relief channels open and closed, with socket

Article	Material	Length (mm)	Height (mm)	EAN-Code	kg/unit	unit/pallet	MG
MEATEC V 90/24-relief channel-2 m	Galv. steel	2000	24	010730328	4,40	1	TC
MEATEC V 90/24-relief channel closed with connector \varnothing 75 mm-1.2 m	Galv. steel	1200	24	010730413	3,20	1	TC
MEATEC V 90/24 relief channel closed with connector \varnothing 75 mm-0.5 m *)	Galv. steel	500	24	010730429	1,00	1	TC
MEATEC E 90/24-relief channel-2 m *)	Stainl. steel	2000	24	010730330	4,40	1	TC
MEATEC E 90/24-relief channel closed with connector \varnothing 75 mm-1.2 m *)	Stainl. steel	1200	24	010730417	3,80	1	TC

MEATEC II ELEVATION DEVICE

Suitable for all MEATEC II channels and top elements. 6 installation elevation devices per meter element and 10 installation elevation devices per two meter element are required. The use of 6 brackets is required per top element.

MEATEC II Elevation

Article	Material	EAN-Code	kg/unit	unit/pallet	MG
MEATEC II Elevation 6pack *)	Stainl. steel	010731172	0,23	1	TC

> **NOTE** The detailed explanation of the footnotes can be found on page 436.



RAINWATER TREATMENT AND SEEPAGE

The proportion of fresh water in the Earth’s water resources is estimated at only 2.6 to 3.5 percent. For this reason, the treatment of rainwater is an ever-increasing topic that will become increasingly important in the future.

With its range of rainwater treatment and seepage products, MEA already offers a system today that filters rainwater in a natural way thanks to substrate technology combined with a retention or seepage system, and allows it to flow cleanly back into nature.



MEACLEAN PRO substrate filter drainage system

Page 409



MEA SEEPAGE FILTER

Page 416



MEA PURE filtering system

Page 416



MEA V-Box seepage boxes

Page 417



MEA Road gully

Page 423



MEA Manhole Covers

Page 427




MEACLEAN PRO

MEACLEAN PRO combines a linear drainage system with an efficient solution that cleans contaminated rainwater before it is discharged. The multi-stage substrate technology effectively binds hydrocarbons, solids and over

99% of heavy metals. The high durability and long service life of channel and substrate make the MEACLEAN PRO an attractive alternative to channel systems.

Polymer concrete



Concrete

Metal

Rainwater treatment

- > Loading classes up to E 600
- > DIBt approval Z-84.2-16
- > Low investment and follow-up costs
- > Pollutants in the groundwater and the ground are eliminated

Door mat

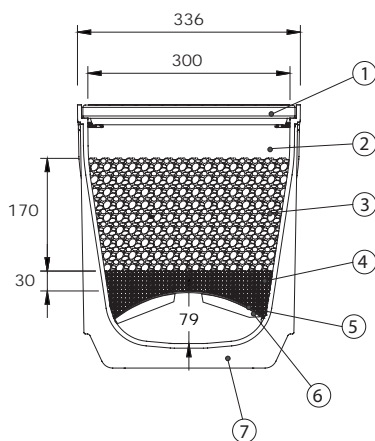
MEACLEAN PRO PLUS/EXPERT DRAINAGE SYSTEM



MEACLEAN PRO PLUS 3000



MEACLEAN PRO EXPERT 3000



- ① Cover available in loading classes up to E 600**
- ② Retention area for surface water
- ③ First substrate layer: Mineral mixture ENREGIS Biocalith MR-F1 for the treatment of organically polluted rainwater (CKW)
- ④ Second substrate layer: Mineral mixture ENREGIS Biocalith K for the treatment of inorganically polluted rainwater (heavy metals)
- ⑤ Geotextile for the retention of fine particles
- ⑥ Curved spacer ensures permanently free drainage channel cross-section
- ⑦ Extremely stable drainage channel body made of glass-fibre- reinforced composite

MEACLEAN PRO PLUS/EXPERT 3000

MEACLEAN PRO PLUS AND EXPERT 3000 DRAINAGE CHANNEL WITH MULTI-STAGE FILTER SYSTEM

Complete channels made of glass-fibre-reinforced composite with a multi-stage filter system for the treatment of contaminated rainwater. Clear width 300 mm, total width 332/336 mm. Complete channel with 1 metre strand length for connectable areas of 15 m². Suitable for drainage channel covers **MEA 300 CLIPFIX**. For the realisation of water level slopes. Loading classes A 15 to E 600** according to EN 1433. Load capacity according to MEA installation instructions. General Building Authority Approval Z- 84.2- 16

MEACLEAN PRO PLUS 3000 drainage channel without slope, up to loading classes up to D 400 **)

Article	Length (mm)	Height (mm)	EAN-Code	kg/unit	unit/pallet	MG
MEACLEAN PRO PLUS 3000.0 Drainage channel with ENREGIS Biocalith MR-F1/K substrate with spacer made of stainless-steel, pre-assembled for 1 metre of strand, with DIBT certificate ^{6) 14) **)}	1000	397	012140600	92,20	1	MR

MEACLEAN PRO EXPERT 3000 drainage channel without slope, up to loading classes up to E 600 **)

Article	Length (mm)	Height (mm)	EAN-Code	kg/unit	unit/pallet	MG
MEACLEAN PRO EXPERT 3000.0 Drainage channel with ENREGIS Biocalith MR-F1/K substrate with spacer made of stainless-steel, pre-assembled for 1 metre of strand, with DIBT certificate ^{6) 14) **)}	1000	397	012140602	94,12	1	MR

MEACLEAN PRO SINGLE COMPONENTS FOR DRAINAGE CHANNEL WITH MULTI-STAGE FILTER SYSTEM

MEACLEAN PRO substrates

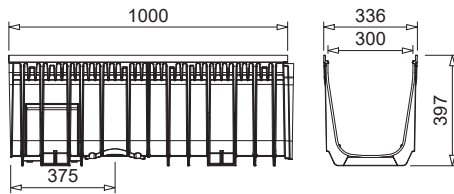
Article	EAN-Code	kg/unit	unit/pallet	MG
MEACLEAN PRO substrate ENREGIS Biocalith MR-F1, enough for filling of 1/3 metre channel strand. 3 bags per metre are necessary. Filling according to MEACLEAN PRO installation instructions ^{*)}	010140586	25,00	1	RT
MEACLEAN PRO Biocalith K, enough for filling of 1 metre channel strand. 1 bag per metre is necessary. Filling according to MEACLEAN PRO installation instructions ^{*)}	010140606	4,50	1	RT

MEACLEAN PRO Accessories

Article	EAN-Code	kg/unit	unit/pallet	MG
MEACLEAN PRO Substrate cover	010140610	4,50	1	RT
MEACLEAN PRO spacer made of stainless-steel preassembled with Geotextile, Length 1 m ^{*)}	010140604	0,90	1	RT
MEACLEAN PRO floor levelling tool set ^{*)}	010140608	3,40	1	RT

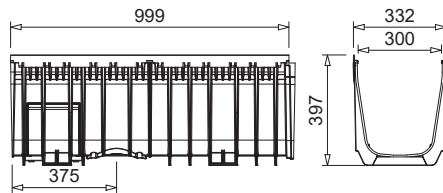
> **NOTE** The detailed explanation of the footnotes can be found on page 436.

MEACLEAN PRO PLUS/EXPERT 3000 CHANNEL BODIES



012140400

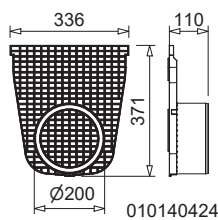
MEARIN PLUS 3000 drainage channel



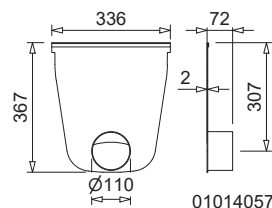
012140406

MEARIN EXPERT V 3000 drainage channel

MEACLEAN PRO PLUS/EXPERT 3000 ACCESSORIES

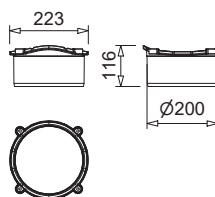


010140424



010140576

MEARIN PLUS/EXPERT 3000 End cap



010140430

MEARIN PLUS/EXPERT 3000 outlet connection

MEACLEAN PRO PLUS AND EXPERT 3000 SINGLE COMPONENTS DRAINAGE CHANNEL WITH MULTI-STAGE FILTER SYSTEM

Glass-fibre-reinforced composite (UP-GF) channels. Clear width 300 mm, total width 332/336 mm. Suitable for drainage channel covers **MEA 300 CLIPFIX**. For the realisation of water level slopes. Loading classes A 15 to E 600** according to EN 1433. Load capacity according to MEA installation instructions.

MEARIN PLUS 3000 Drainage channel body without slope, loading classes up to D 400 **)

Article	Length (mm)	Height (mm)	EAN-Code	kg/unit	unit/pallet	MG
MEARIN PLUS 3000.0 Drainage channel body ^{6) 14) **)}	1000	397	012140400	10,00	12	MR

MEARIN EXPERT 3000 Drainage channel body without slope, loading classes up to E 600 **)

Article	Length (mm)	Height (mm)	EAN-Code	kg/unit	unit/pallet	MG
MEARIN EXPERT V 3000.0 Drainage channel body ^{6) 14) **)}	1000	397	012140406	11,80	12	MR
MEARIN EXPERT E 3000.0 Drainage channel body ^{6) 14) **)}	1000	397	012140982	11,80	14	MR


MEACLEAN PRO SINGLE COMPONENTS MULTI-STAGE FILTER SYSTEM

MEARIN PLUS and EXPERT 3000 end caps and outlet element

Article	Material	Height (mm)	EAN-Code	kg/unit	unit/pallet	MG
MEARIN PLUS/EXPERT 3000.SE End cap closed, for channel start/end with preforming for Ø 200 mm pipe connection	PP	371	010140424	0,69	1	MR
MEACLEAN PRO PLUS/EXPERT 3000.E End cap with pipe outlet Ø 110 mm, for horizontal pipe connection at the end of the channel ^{*)}	Stainl. steel	367	010140576	2,00	1	RT
MEARIN PLUS/EXPERT 3000 Vertical outlet connection Ø 200 mm	PP	-	010140430	0,37	1	MR

> **NOTE** The detailed explanation of the footnotes can be found on page 436.


MEA 300 CLIPFIX CHANNEL COVERS




Mesh grating 20/30



Ductile iron slotted grating



Ductile iron grating WAVE



Ductile iron solid cover

MEA 300 CHANNEL COVERS**SUITABLE FOR CHANNEL BODIES MEACLEAN PRO FILTER SYSTEM**

With non-bolted CLIPFIX channel cover securement, suitable for **MEARIN PLUS 3000** and **MEARIN EXPERT 3000**. For drainage channel bodies and gullies, total width of grates 322 mm. Loading classes A 15 to E 600** according to EN 1433.

MEA 300 channel covers, loading class C 250 with non-bolted CLIPFIX channel cover securement

Article	Material	Length (mm)	Inl. sect. area Ø cm ² /m above	EAN-Code	kg/unit	unit/pallet	MG
MEA 300 Ductile iron slotted grating-C 250-0.5 m 18/295 CXL *)****)	Ductile iron	500	1620	010712850	13,42	66	GR
MEA 300 Ductile iron slotted grating-C 250-0.5 m 5/295 CXL, heelguard *)****)	Ductile iron	500	454	010712990	15,67	30	GR
MEA 300 Ductile iron WAVE grating-C 250-0.5 m 19/24 CXL *)****)	Ductile iron	500	1780	010140449	15,30	60	GR
MEA 300 Galv. mesh grating-C 250-1 m 20/30 CXL	Galv. steel	1000	2309	010152364	31,15	40	GR
MEA 300 Galv. mesh grating-C 250-0.5 m 20/30 CXL	Galv. steel	500	2309	010152366	16,74	80	GR
MEA 300 Stainless-steel mesh grating-C 250-1 m 20/30 CXL *)	Stainl. steel	1000	2309	010152954	31,15	40	GR
MEA 300 Stainless-steel mesh grating-C 250-0.5 m 20/30 CXL *)	Stainl. steel	500	2309	010152956	16,74	80	GR

Polymer concrete

MEA 300 channel covers, loading class D 400 with non-bolted CLIPFIX channel cover securement **)

Article	Material	Length (mm)	Inl. sect. area Ø cm ² /m above	EAN-Code	kg/unit	unit/pallet	MG
MEA 300 Ductile iron slotted grating-D 400-0.5 m 18/295 CXL *)***)****)	Ductile iron	500	1620	010712852	17,00	48	GR
MEA 300 Ductile iron WAVE grating-D 400-0.5 m 17/24 CXL *)***)****)	Ductile iron	500	1780	010140455	18,90	30	GR

Concrete

MEA 300 channel covers, loading class E 600 with non-bolted CLIPFIX channel securement **)

Article	Material	Length (mm)	Inl. sect. area Ø cm ² /m above	EAN-Code	kg/unit	unit/pallet	MG
MEA 300 Ductile iron slotted grating-E 600-0.5 m 18/295 CXL *)***)****)	Ductile iron	500	1620	010712870	19,45	54	GR
MEA 300 Ductile iron slotted grating-E 600-0.5 m 5/295 CXL, heelguard *)***)****)	Ductile iron	500	450	010712996	21,28	50	GR
MEA 300 Ductile iron longitudinal bar grating-E 600-0.5 m 31/7.7 CXL, heelguard ²⁰⁾ *)***)****)	Ductile iron	500	401	010712998	20,90	54	GR
MEA 300 Ductile iron WAVE grating-E 600-0.5 m 19/24 CXL *)***)****)	Ductile iron	500	1780	010140457	23,00	30	GR
MEA 300 Ductile iron solid cover-E 600-0.5 m CXL *)***)****)	Ductile iron	500	-	010712853	17,20	50	GR

Metal

Grid hook

Article	Material	EAN-Code	kg/unit	unit/pallet	MG
MEADRAIN/MEARIN Grid hook	Galv. steel	010152115	0,23	1	GR

Rainwater treatment

> **NOTE** The detailed explanation of the footnotes can be found on page 436.


Door mat



SEEPAGE

The complete system from a single source: Seepage boxes including Geotextile, pre-assembled ready to install, in various sizes. Supplemented with pre-filters and attachments for aeration and ventilation, or as an emergency overflow, the system is versatile in its application. The additional internal sheathing with high-pressure

flushing resistant fabric is a water purification stage for the connection boxes. Due to its high load-bearing capacity and fast, simple installation, the MEA seepage system can be used in parks and industrial areas both around the house and in parks.



- > Long-term loading of more than 50 years
- > Can be optimally combined with MEACLEAN PRO filter channel system
- > Simple, efficient planning and constructional implementation through a modular design

MEA PURE



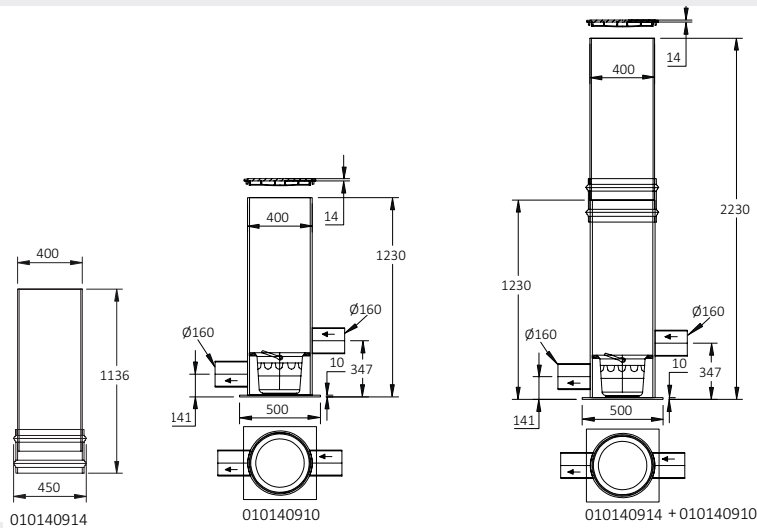
MEA PURE

MEAPURE FILTERING SYSTEM

MEA PURE filtering system for Street gullies

Article	Length (mm)	Width (mm)	EAN-Code	kg/unit	unit/pallet	MG
MEA PURE filtering system for Street gullies *)	550	450	010712942	2,90	8	MD

MEA VFS SEEPAGE FILTER SHAFT



MEA VFS seepage filter shaft

MEA VFS SETTLING FILTER SHAFT AND SHAFT EXTENSION

PE settling filter shaft, outer diameter 400 mm (footprint \varnothing 500 mm) for roof areas up to approx. 500 m² with PE filter insert, inlet/outlet \varnothing 160 mm, connector for emergency overflow and ventilation, incl. cover made of plastic according to EN 124 class A 15. Supplementary MEA VFS shaft extension made of PE, outer diameter 400 mm (sockets \varnothing 450 mm), for increasing the settling filter shaft by up to 1000 mm. Maintenance/cleaning of the filters every 6 months or as required. Other filter systems on request.

MEA VFS settling filter shaft incl. cover A 15 and shaft extension

Article	Length (mm)	Width (mm)	Height (mm)	EAN-Code	kg/unit	unit/pallet	MG
MEA VFS DN 400 settling filter shaft (\varnothing 400 mm, footprint \varnothing 500 mm) incl. plastic cover A 15 *)	500	500	1230	010140910	22,50	1	RT
MEA VFS shaft extension (\varnothing 400 mm, sockets \varnothing 450 mm) *)	450	450	1136	010140914	12,00	1	RT

> NOTE Filter maintenance/cleaning every 6 months or when necessary. Other filter systems on request.

> NOTE The detailed explanation of the footnotes can be found on page 436.

MEA V-BOXES

Data MEA V-BOXES

Article	Width x Height x Length (m)	Gross volume (litre)
Module A 300	1,20 x 0,40 x 0,60	288
Module B 600	1,20 x 0,40 x 1,20	576
Module C 900	1,20 x 0,40 x 1,80	864
Module D 1200	1,20 x 0,40 x 2,40	1152

Polymer concrete

Design for a 2-year rain event according to DWA-A138 (here: Flensburg, regionally different)

Permeability value k_f in m/s	Connectable roof surface A reduced in m ²		
	100	150	200
1xE-3 Coarse sand (0.001 m/s)	Module B 600	Module C 900	Module D 1200
1xE-4 central sand (0.0001 m/s)	Module A 300 and Module D 1200	Module C 900 and Module D 1200	Module A 300 and Module D 1200 and Module D 1200
5xE-5 fine sand (0.00001 m/s)	Module B 600 and Module D 1200	Module A 300 and Module D 1200 and Module D 1200	Module C 900 and Module D 1200 and Module D 1200
1xE-5 silty sand (0.00001 m/s)	Module A 300 and Module D 1200 and Module D 1200	Module A 300 and Module D 1200 and Module D 1200 and Module D 1200	Module A 300 and Module D 1200 and Module D 1200 and Module D 1200 and Module D 1200

Concrete

Design for a 5-year rain event according to DWA-A138 (here: Flensburg, regionally different)

Permeability value k_f in m/s	Connectable roof surface A reduced in m ²		
	100	150	200
1xE-3 Coarse sand (0.001 m/s)	Module C 900	Module D 1200	Module D 1200
1xE-4 central sand (0.0001 m/s)	Module C 900 and Module D 1200	Module A 300 and Module D 1200	Module B 600 and Module D 1200 and Module D 1200 and Module D 1200
5xE-5 fine sand (0.00001 m/s)	Module C 900 and Module D 1200	Module A 300 and Module D 1200 and Module D 1200	Module B 600 and Module D 1200 and Module D 1200 and Module D 1200
1xE-5 silty sand (0.00001 m/s)	Module C 900 and Module D 1200 and Module D 1200	Module D 1200 and Module D 1200 and Module D 1200 and Module D 1200	Module D 1200 and Module D 1200 and Module D 1200 and Module D 1200 and Module D 1200

Metal

Rainwater treatment

Exact calculations according to DWA-A138 can be submitted if necessary. Slight deviations may occur due to the different evaluation methods. Other rigole dimensions (e.g. also in height) available upon request.

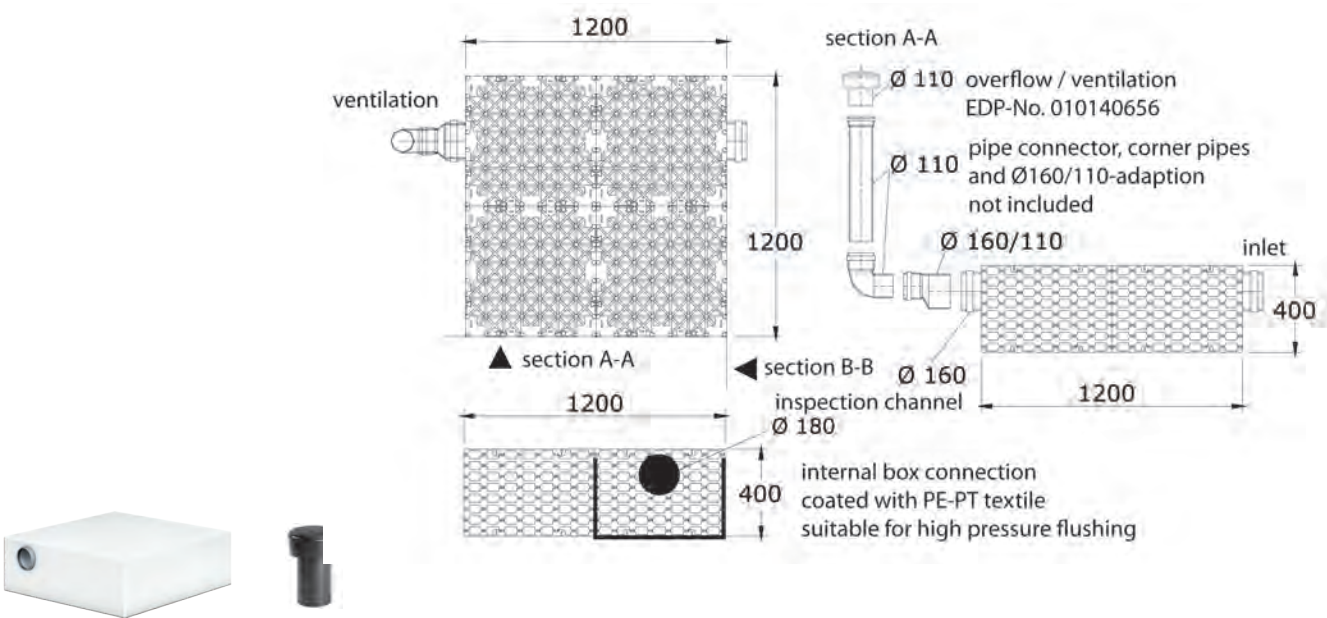
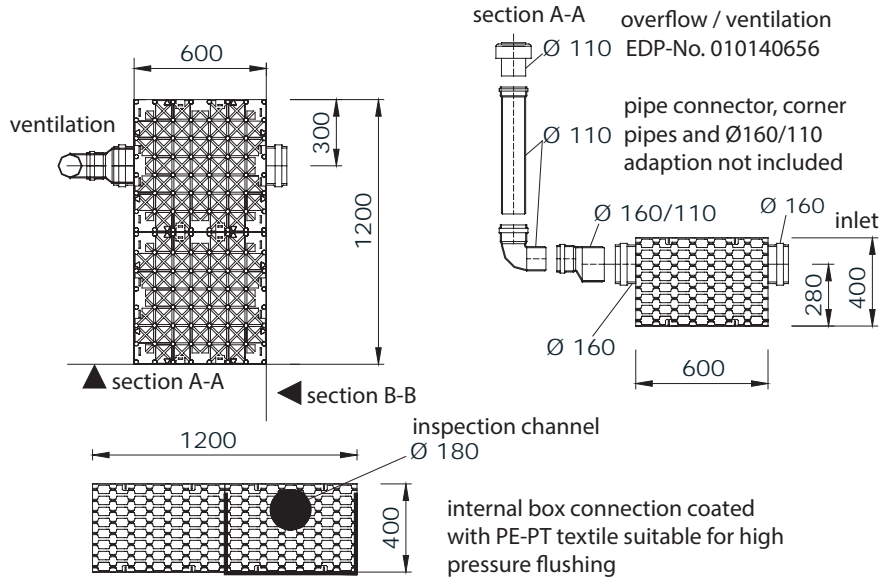
> **NOTE** Please observe the general installation instructions for MEA infiltration systems and special installation instructions for MEA V-Box Modules. Please contact our application engineering department.

Door mat

MEA V-BOXES



MEA V-BOX A 300



MEA V-BOX B 600

MEA V-BOX MODULE A 300 GROSS VOLUME 288 LITRES

Statically optimised, extremely heavy-duty rainwater seepage / retention system made of polypropylene (PP) according to specification in lattice construction for decentralised, near-surface seepage or retention of rainwater. The system is fully three-dimensional flowable in all directions. With internal distribution / inspection and flushing channel, diameter 180 mm, as well as connection of inlet or outlet pipes with nominal diameters of 160 mm.

MEA V-Box Module A 300 infiltration system, completely pre-assembled W 1200 mm x H 400 mm x L 600 mm

Article	Width (mm)	Height (mm)	EAN-Code	kg/unit	unit/pallet	MG
MEA V-Box Modul A 300 *)	1200	400	010140648	19,00	1	RT

MEA V-Box emergency overflow / aeration and ventilation

Article	EAN-Code	kg/unit	unit/pallet	MG
MEA V-Box Module Emergency overflow / aeration and venting Ø 100 mm *)	010140656	0,45	1	RT

MEA V-BOX MODULE B 600 GROSS VOLUME 576 LITRES

Statically optimised, extremely heavy-duty rainwater seepage / retention system made of polypropylene (PP) according to specification in lattice construction for decentralised, near-surface seepage or retention of rainwater. The system is fully three-dimensional flowable in all directions. With internal distribution / inspection and flushing channel, diameter 180 mm, as well as connection of inlet or outlet pipes with nominal diameters of 160 mm.

MEA V-Box Module B 600 infiltration system, completely pre-assembled W 1200 mm x H 400 mm x L 1200 mm

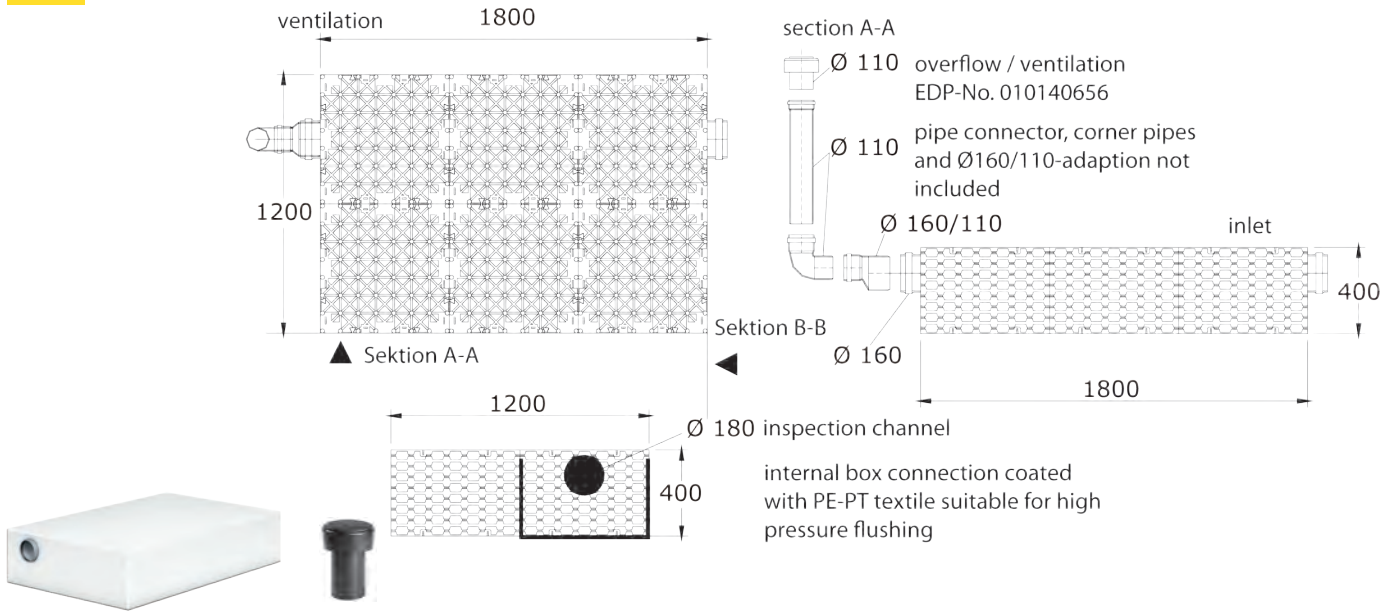
Article	Width (mm)	Height (mm)	EAN-Code	kg/unit	unit/pallet	MG
MEA V-Box Modul B 600 *)	1200	400	010140650	38,00	1	RT

MEA V-Box emergency overflow / aeration and ventilation

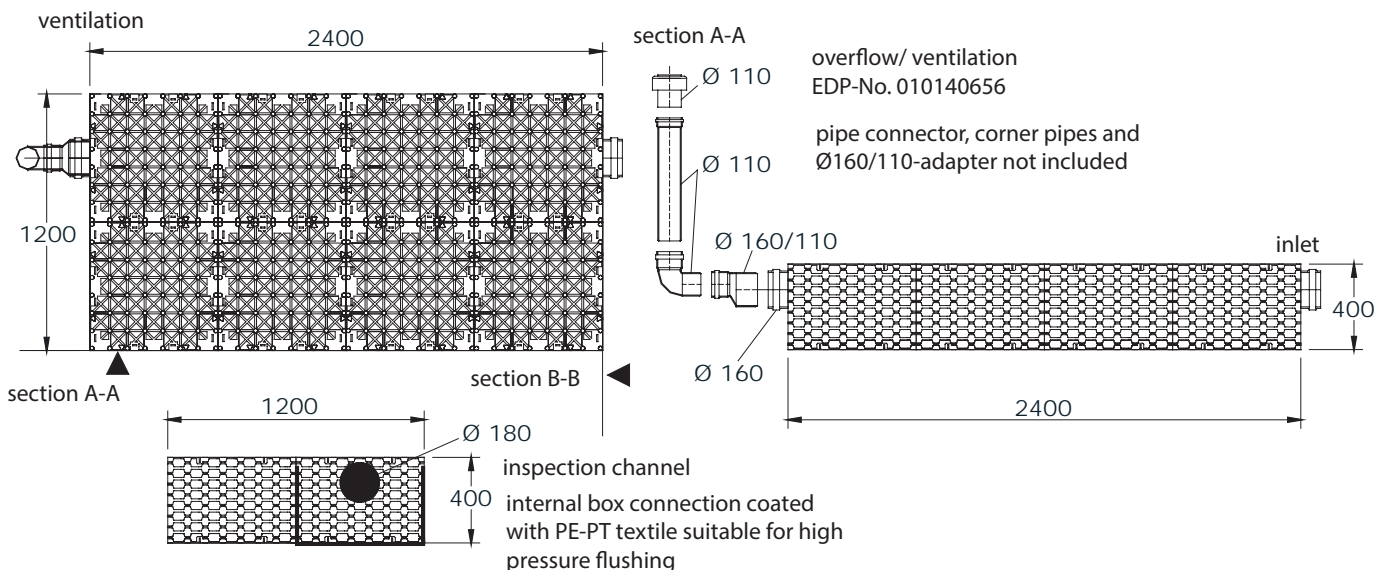
Article	EAN-Code	kg/unit	unit/pallet	MG
MEA V-Box Module Emergency overflow / aeration and venting Ø 100 mm *)	010140656	0,45	1	RT

> **NOTE** The detailed explanation of the footnotes can be found on page 436.

MEA V-BOXES



MEA V-BOX C 900



MEA V-BOX D 1200

MEA V-BOX MODULE C 900 GROSS VOLUME 864 LITRES

Statically optimised, extremely heavy-duty rainwater seepage / retention system made of polypropylene (PP) according to specification in lattice construction for decentralised, near-surface seepage or retention of rainwater. The system is fully three- dimensional flowable in all directions. With internal distribution / inspection and flushing channel, diameter 180 mm, as well as connection of inlet or outlet pipes with nominal diameters of 160 mm.

MEA V-Box Module C 900 infiltration system, completely pre-assembled W 1200 mm x H 400 mm x L 1800 mm

Article	Width (mm)	Height (mm)	EAN-Code	kg/unit	unit/pallet	MG
MEA V-Box Modul C 900 ^{*)}	1200	400	010140652	57,00	1	RT

MEA V-Box emergency overflow / aeration and ventilation

Article	EAN-Code	kg/unit	unit/pallet	MG
MEA V-Box Module Emergency overflow / aeration and venting Ø 100 mm ^{*)}	010140656	0,45	1	RT

MEA V-BOX MODULE D 1200 GROSS VOLUME 1154 LITRES

Statically optimised, extremely heavy-duty rainwater seepage / retention system made of polypropylene (PP) according to specification in lattice construction for decentralised, near-surface seepage or retention of rainwater. The system is fully three- dimensional flowable in all directions. With internal distribution / inspection and flushing channel, diameter 180 mm, as well as connection of inlet or outlet pipes with nominal diameters of 160 mm.

MEA V-Box Module D 1200 infiltration system, completely pre-assembled W 1200 mm x H 400 mm x L 2400 mm

Article	Width (mm)	Height (mm)	EAN-Code	kg/unit	unit/pallet	MG
MEA V-Box Modul D 1200 ^{*)}	1200	400	010140654	76,00	1	RT

MEA V-Box emergency overflow / aeration and ventilation

Article	EAN-Code	kg/unit	unit/pallet	MG
MEA V-Box Module Emergency overflow / aeration and venting Ø 100 mm ^{*)}	010140656	0,45	1	RT

> **NOTE** The detailed explanation of the footnotes can be found on page 436.



ROAD GULLY

Advantages for the user and planner

- > Excellent impermeability owing to monolithic design, while allowing varied applications
- > Very high degree of resistance against heat, frost, corrosion and deicing salt
- > Outlet aperture of either 160 mm or 250 mm and an optional odour trap
- > Simple maintenance and care

Advantages accruing to the processor

- > Simple installation without heavy machinery since it is extremely lightweight, weighing only 18 kg to 20 kg, depending upon the model
- > Suitable for standard attachment sleeves
- > Height-adjustable owing to individually trimmable upper section

Environmental advantages

- > Manufactured from 100% recyclable material
- > Minimal energy consumption during manufacture and transportation

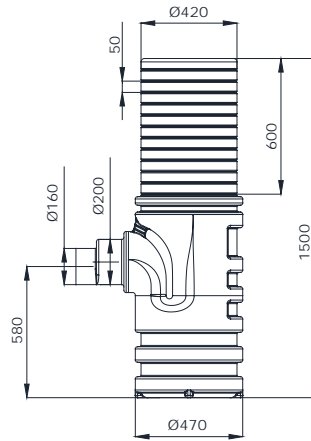


- > MEA street gully \varnothing 160/200
- > MEA street gully \varnothing 160/200 with odour trap

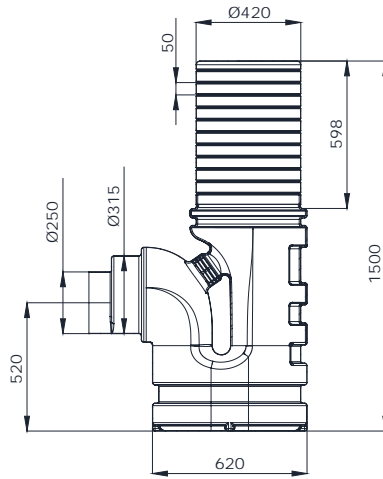
- > MEA street gully \varnothing 250/315
- > MEA street gully \varnothing 250/315 with odour trap

ROAD GULLY

MEA ROAD GULLY



MEA ROAD GULLY



MEA ROAD GULLY incl. cover

ROAD GULLY MADE OF HIGH-DENSITY POLYETHYLENE (PEHD) DESIGNED FOR RAINWATER DRAINAGE FOR ROADS

Valves \varnothing 400 mm, outlet \varnothing 200/160 mm or \varnothing 315/250 mm. Without or with inspection cover. Please follow MEA's installation instructions.

MEA road gully \varnothing 400 mm with outlet \varnothing 200/160 mm

Article	Height (mm)	Width (mm)	EAN-Code	kg/unit	unit/pallet	MG
Road gully \varnothing 400 mm, with outlet \varnothing 200/160 mm	1500	875	010712928	18,00	8	MD

MEA road gully \varnothing 400 mm with outlet \varnothing 315/250 mm

Article	Height (mm)	Width (mm)	EAN-Code	kg/unit	unit/pallet	MG
Road gully \varnothing 400 mm, with outlet \varnothing 315/250 mm incl. cover	1500	875	010712934	20,00	8	MD

ROAD GULLY ACCESSORIES SEALABLE, ACCORDING TO EN 1433

MEA MONOBLOC accessories

Article	Length (mm)	Height (mm)	EAN-Code	kg/unit	unit/pallet	MG
Sediment bucket for road gully \varnothing 400 mm	384	335	010712936	1,50	8	MD

LOAD DISTRIBUTION SLAB WITH INTEGRATED JOINT FOR ROAD GULLIES SEALABLE, ACCORDING TO EN 1433

Concrete slab able to accept a wide range of gratings on the market, dimensions 500 x 500 mm or 750 x 300 mm. Slabs designed to withstand a rolling load of 400 kN. Easy handling thanks to two lifting anchors.

Concrete slab for 500 x 500 gratings

Article	Material	EAN-Code	kg/unit	unit/pallet	MG
Concrete slab for 500 x 500 gratings, loading capacity 400 Kn	Concrete	010711574	82,00	1	MD

Concrete slab for 750 x 300 gratings

Article	Material	EAN-Code	kg/unit	unit/pallet	MG
Concrete slab for 750 x 300 gratings, loading capacity 400 Kn	Concrete	010711576	97,00	1	MD

> **NOTE** The detailed explanation of the footnotes can be found on page 436.



MEA MANHOLE COVERS

MEA Manhole covers are made of ductile iron and made to last. Manholes and manhole covers are used everywhere in cities or on roads. They are facing high traffic frequency, chemicals, salt and pollution. They must therefore not only be sturdy, they also need to be safely embedded

in the ground structure. Thanks to the non-slippery surface design, special noise cancelling features and locking mechanism the MEA manhole covers provide perfect usability and security.

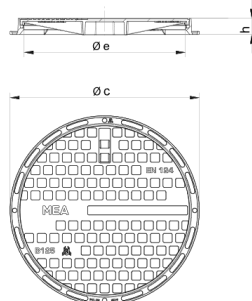
Robust and environmentally friendly design



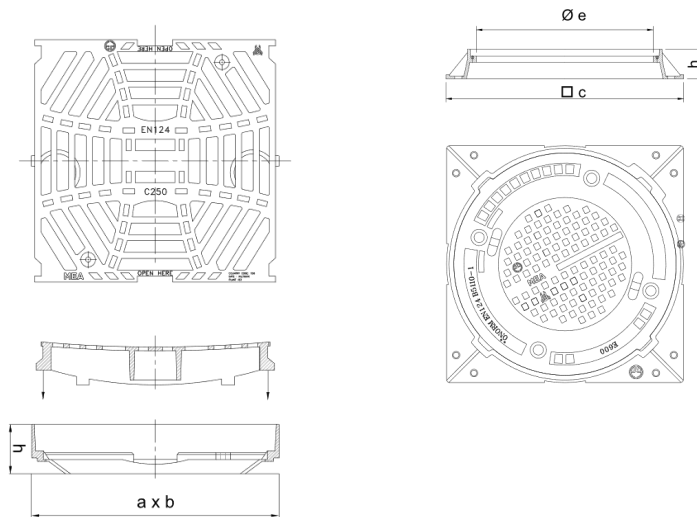
High quality ductile iron

- > Loading class up to F 900
- > Made of ductile iron
- > With noise cancelling feature
- > Strong joint mechanism
- > Strong locking mechanism
- > Quick and simple installation (only 1 person necessary)

MEA MANHOLE COVERS



MEA MANHOLE covers



Top pieces for MANHOLE COVERS

MEA MANHOLE COVERS

MEA Manhole covers

Article	loading class	Length (mm)	Width (mm)	EAN-Code	kg/unit	unit/pallet	MG
Ductile iron manhole cover 270 x 270 mm-B 125	B 125	270	270	010150851	5,00	160	MD
Ductile iron manhole cover 365 x 365 mm-B 125	B 125	365	365	010150853	9,10	50	MD
Ductile iron manhole cover 470 x 470 mm-B 125	B 125	470	470	010150857	15,50	30	MD
Shallow ductile iron grating with frame 275 x 275 mm-C 250	C 250	275	275	010150859	6,50	45	MD
Shallow ductile iron grating with frame 375 x 375 mm-C 250	C 250	375	375	010150861	10,50	30	MD


MEAPURE FILTERING SYSTEM

MEA PURE filtering system for Street gullies

Article	Length (mm)	Width (mm)	EAN-Code	kg/unit	unit/pallet	MG
MEA PURE filtering system for Street gullies *)	550	450	010712942	2,90	8	MD

> NOTE The detailed explanation of the footnotes can be found on page 436.

NOTES



Glass-fibre-reinforced composite/
recycled plastic

Polymer concrete

Concrete

Metal

Rainwater treatment

Door mat


DOORMAT TRAYS



DOORMAT TRAYS

For a clean entrance area: the MEA foot scraper casing, optionally made of polymer concrete or glass-fibre-reinforced composite material. A wide range of covers


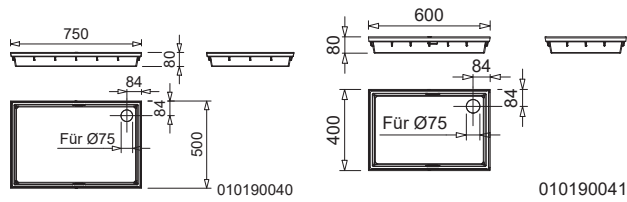
and different dimensions prevent dirt from entering the building. For a maximum degree of cleanliness in the entire house.




MEARIN DOORMAT TRAYS AND MATS




MEARIN doormat tray (SMC)




MEARIN FuKa/FuMaRa Expanded metal cover




MEARIN FuKa + Expanded metal cover




MEARIN FuKa/FuMaRa Mesh grating 30/10




MEARIN FuKa + Mesh grating 30/10




MEARIN FuKa/FuMaRa Light grey coarse rep strips



MEARIN FuKa + Light grey coarse rep strips



MEARIN FuKa/FuMaRa Rubber strips black



MEARIN FuKa + Rubber strips black

MEARIN DOORMAT TRAY GLASS-FIBRE-REINFORCED COMPOSITE WITH DIFFERENT COVERS

Doormat tray with high-quality edge made of glass-fibre-reinforced composite and optional central supports for grate support including cover. Suitable for different interchangeable overlays. The boxes have a connector for vertical outlet \varnothing 75 mm at the bottom.

MEARIN Doormat trays made of glass-fibre reinforced composite incl. cover

Article	Length (mm)	Width (mm)	Height (mm)	EAN-Code	kg/unit	unit/pallet	MG
MEARIN Doormat tray 600 x 400 with expanded metal cover	600	400	80	010190012	5,30	20	FA
MEARIN Doormat tray 750 x 500 with expanded metal cover	750	500	80	010190022	8,66	20	FA
MEARIN Doormat tray 600 x 400 with mesh grating 30/10	600	400	80	010190016	6,20	20	FA
MEARIN Doormat tray 750 x 500 with mesh grating 30/10	750	500	80	010190026	10,18	20	FA
MEARIN Doormat tray 600 x 400 with light grey coarse rep strips cover incl. 1 pair of centre supports	600	400	80	010190032	5,25	20	FA
MEARIN Doormat tray 750 x 500 with light grey coarse rep strips cover incl. 1 pair of centre supports	750	500	80	010190036	7,50	20	FA
MEARIN Doormat tray 600 x 400 with rubber rep strips cover incl. 1 pair of centre supports ²³⁾	600	400	80	010190042	6,85	20	FA
MEARIN Doormat tray 750 x 500 with rubber rep strips cover incl. 1 pair of centre supports ²³⁾	750	500	80	010190046	10,20	20	FA

Polymer concrete

Concrete

MEARIN DOORMAT TRAYS MADE OF GLASS-FIBRE REINFORCED COMPOSITE SINGLE COMPONENTS

Doormat trays made of glass-fibre reinforced composite (GRP) with high quality GRP edge and optional tray cover-strips. Suitable for avarious, changeable conditions. The doormat trays have a connection facility for vertical outlet \varnothing 75 mm.

Doormat trays made of glass-fibre reinforced composite

Article	Length (mm)	Width (mm)	Height (mm)	EAN-Code	kg/unit	unit/pallet	MG
MEARIN Doormat tray 600 x 400 mm without cover	600	400	80	010190041	2,50	40	FA
MEARIN Doormat tray 750 x 500 mm without cover	750	500	80	010190040	3,50	20	FA

Metal

MEARIN DOORMAT TRAY SUPPORTS AND ACCESSORIES

Cover for doormat tray

Article	Length (mm)	Width (mm)	Height (mm)	EAN-Code	kg/unit	unit/pallet	MG
MEARIN FuKa/FuMaRa Expanded metal cover 600 x 400 ^{17) 18)}	600	400	22	010190050	3,60	100	FA
MEARIN FuKa/FuMaRa Expanded metal cover 750 x 500 ^{17) 18)}	750	500	22	010190060	5,42	50	FA
MEARIN FuKa/FuMaRa Mesh grating 30/10 600 x 400 ^{17) 18)}	600	400	22	010190052	3,99	50	FA
MEARIN FuKa/FuMaRa Mesh grating 30/10 750 x 500 ^{17) 18)}	750	500	22	010190064	6,57	50	FA
MEARIN FuKa/FuMaRa Light grey coarse rep strips 600 x 400 ^{17) 18)}	600	400	22	010190066	2,23	1	FA
MEARIN FuKa/FuMaRa Light grey coarse rep strips 750 x 500 ^{17) 18)}	750	500	22	010190068	4,00	1	FA
MEARIN FuKa/FuMaRa Rubber strips black 600 x 400 ^{17) 18) 23)}	600	400	22	010190080	3,83	1	FA
MEARIN FuKa/FuMaRa Rubber strips black 750 x 500 ^{17) 18) 23) *)}	750	500	22	010190082	6,70	1	FA


Rainwater treatment

Accessories


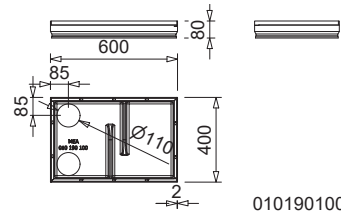
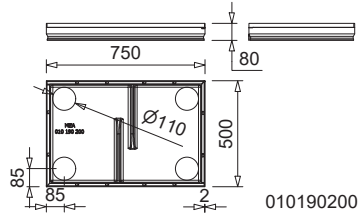
Article	Material	EAN-Code	kg/unit	unit/pallet	MG
MEARIN center support for doormat tray 600 x 400 mm (2 pieces)	Galv. steel	010190070	0,52	50	FA
MEARIN center support for doormat tray 750 x 500 mm (2 pieces)	Galv. steel	010190071	0,66	50	FA

Door mat


MEAGARD DOORMAT TRAYS




MEAGARD doormat tray
(polymere concrete)




MEAGARD FuKa Expanded metal cover



MEAGARD FuKa Mesh grating 30/10



MEAGARD FuKa Light grey
coarse rep strips



MEAGARD FuKa Rubber strips black

MEAGARD DOORMAT TRAYS MADE OF POLYMER CONCRETE SUITABLE FOR VARIOUS COVERS

Doormat trays made of polymer concrete with integrated galvanised steel frame, support ribs and critical discharge \varnothing 110 mm. For various, changeable conditions. The doormat trays have two connection facilities for vertical outlets \varnothing 110 mm.

Doormat trays made of polymer concrete

Article	Length (mm)	Width (mm)	EAN-Code	kg/unit	unit/pallet	MG
MEAGARD Doormat tray 600 x 400 without cover	600	400	010190100	12,45	20	FA
MEAGARD Doormat tray 750 x 500 without cover	750	500	010190200	20,44	20	FA
MEAGARD Doormat tray 1000 x 500 without cover	1000	500	010190300	25,90	10	FA

Polymer concrete

MEAGARD DOORMAT TRAYS COVERS AND ACCESSORIES

Covers for doormats trays made of polymere concrete

Article	Length (mm)	Width (mm)	Height (mm)	EAN-Code	kg/unit	unit/pallet	MG
MEAGARD FuKa Expanded metal 600 x 400 ¹⁹⁾	600	400	20	010190310	3,03	100	FA
MEAGARD FuKa Expanded metal 750 x 500 ¹⁹⁾	750	500	20	010190320	5,06	50	FA
MEAGARD FuKa Expanded metal 1000 x 500 mm ¹⁹⁾	1000	500	20	010190330	6,53	50	FA
MEAGARD FuKa Mesh grating 30/10 600 x 400 ¹⁹⁾	600	400	20	010190340	4,38	100	FA
MEAGARD FuKa Mesh grating 30/10 750 x 500 ¹⁹⁾	750	500	20	010190350	7,45	50	FA
MEAGARD FuKa Mesh grating 30/10 1000 x 500 ¹⁹⁾	1000	500	20	010190360	8,34	60	FA
MEAGARD FuKa Light grey ribbed mat 600 x 400 ¹⁹⁾	600	400	20	010190431	2,24	50	FA
MEAGARD FuKa Light grey ribbed mat 750 x 500 mm ¹⁹⁾	750	500	20	010190433	5,16	50	FA
MEAGARD FuKa Light grey ribbed mat 1000 x 500 mm ¹⁹⁾	1000	500	20	010190435	4,55	50	FA
MEAGARD FuKa Black rubber profile mat 600 x 400 ^{19) 23)}	600	400	20	010190421	3,02	50	FA
MEAGARD FuKa Black rubber profile mat 750 x 500 ^{19) 23)}	750	500	20	010190423	5,37	50	FA
MEAGARD FuKa Black rubber profile mat 1000 x 500 ^{19) 23)}	1000	500	20	010190425	6,54	50	FA

Concrete

Metal

Accessories

Article	Material	EAN-Code	kg/unit	unit/pallet	MG
MEADRAIN/MEAGARD/MEALINE Drainage set with \varnothing 110 mm connector, Sediment bucket and odour seal	PP	010150730	0,20	1	MG

Rainwater treatment

Door mat

> **NOTE** The detailed explanation of the footnotes can be found on page 436.

EXPLANATION OF THE REFERENCE TEXTS

*Delivery time on demand

**Not suitable for the diagonal or transverse travel of motorways and highways.

***For water tight mounting of drainage channels (only for channels transporting rainwater). Not suitable for installation in LAU facilities, gaz stations or similar constructions.

****The surface coating of ductile iron parts only has a temporary and cosmetic function. Ductile iron is virtually impervious to surface oxidation from environmental influences (e.g. thawing salt). Superficial rust does not constitute a product defect. Of course, the resignation of surface coating is in accordance with all corresponding standards.

1)Connection option for vertical drain Ø 110 mm

2)Connection option for vertical drain Ø 160 mm.

3)Connection option for end caps with connector or for gullies/silt boxes.

4)Connection option for vertical drain Ø 110 mm or to end caps with connector or to gullies/silt boxes.

5)Connection option for vertical drain Ø 110 mm or to end caps with connector or to gullies/silt boxes.

6)Connection option for vertical drain Ø 200 mm (drainage deformation), end caps with connector or to gullies/silt boxes.

7)With tight formed-in drain outlet Ø 75 mm.

8)With tight formed-in drain outlet Ø 110 mm.

9)With tight formed-in drain outlet Ø 160 mm.

10)With tight formed-in drain outlet Ø 200 mm.

11)With factory drilled outlet opening Ø 110 mm.

12)With factory drilled outlet opening Ø 160 mm.

13)With factory drilled outlet opening Ø 200 mm.

14)Connection option for corner-, t- and cross- connections.

15)Utilization option as a flow direction change

16)Liquid tight connection with sealing lip possible. Sealing lip is not part of the delivery.

17)Frame outer dimension = nominal dimension- 5 mm.

18)Actual dimension mats- and grating exterior dimensions = nominal dimension- 15 mm.

19)Effective outer dimension of the extension = nominal dimension- 8 mm.

20)The grate corresponds to the ADA regulations (Americans Disabilities Act) for a handicapped accessible method of construction. Ideally suited for wheelchair and bicycle driving and for pedestrian traffic. Slot widths transverse to the travel direction under 13 mm. Slot widths transverse under 40 mm. Sliding-inhibiting elevations under 3 mm. Sliding-inhibiting surface (ductile iron).

21)Gully and revision element not suitable for use within in dynamically loaded range.

22)Grating/grates loading class A 15 according to EN 1433.

23)Please be aware that the honeycombed rubber mat can lead to staining since it is a natural product. For light coloured ground surface within the building we recommend to use the velour coco mats.

24)The MEA anti-theft device is NOT suitable for plastic gratings and closed covers. A Phillips screwdriver with a maximum blade diameter of 4 mm must be used to screw the MEA anti-theft device for longitudinal bar gratings.

CHAPTERS OF THE PRODUCT GUIDE

Drainage solutions made of glass-fibre reinforced composite

Page 15

Drainage solutions made of concrete

Page 353

Drainage solutions made of polymer concrete

Page 135

Drainage solutions made of metal

Page 379

Rainwater treatment

Page 405

Other

Page 436

DETAILED SEARCH

DRAINAGE SOLUTIONS MADE OF GRP/RECYCLED PLASTIC

MEARIN PG EVO-OS	21
MEARIN PG EVO-AS	21
MEARIN PLUS F/PLUS 1000	31
MEARIN EXPERT V/E 1000	35
MEARIN PLUS F/PLUS 1500	55
MEARIN EXPERT V/E 1500	59
MEARIN PLUS F/PLUS 2000	69

MEARIN EXPERT V/E 2000	74
MEARIN PLUS 3000	87
MEARIN EXPERT V/E 3000	89
MEAFUID 1000	99
MEAFUID 1500	107
MEAHOME	121
MEAPARK	123
MEAPARK Courtyard gully	131

DRAINAGE SOLUTIONS MADE OF POLYMER CONCRETE

MEADRAIN PG 1000	141
MEADRAIN PG 1500	143
MEADRAIN PG 3000	145
MEADRAIN SVF, SV, SE, SEF and SG 1000	152
MEADRAIN SVF, SV, SE, SEF and SG 1500	177
MEADRAIN SVF, SV, SE, SEF and SG 2000	195
MEADRAIN SV, SE and SG 3000	214
MEADRAIN SL 1000	227
MEADRAIN EN 1000	237
MEADRAIN EN/ENF 1500	245
MEADRAIN EN/ENF 2000	253
MEADRAIN EN 3000	262
MEADRAIN ENS 3000	267
MEADRAIN ENS 3070	269

MEADRAIN ENS 4000	271
MEAKERB /MEAKERB SPLAY	277
MEAKERB BRIDGE	287
MEADRAIN DM CITY 1000.....	299
MEADRAIN DM CITY 1500	305
MEADRAIN DM CITY 2000	311
MEADRAIN DM 1010	317
MEADRAIN DM 1500/1540	321
MEADRAIN DM/DMD 2000	325
MEALINE S, G, 55	332
MEAGARD II S, G, M	337
MEAGARD 165, 200	342
MEAGARD Courtyard gully	346
Point Inlet MEADRAIN EN	351

DRAINAGE SOLUTIONS MADE OF CONCRETE

MEACRET LINE 200 slotted drainage channel	355
---	-----

DRAINAGE SOLUTIONS MADE OF METAL

MEATEC II 100	383
MEATEC II 130	387

MEATEC II 160	391
MEATEC II 200	395
MEATEC II 250	399

RAINWATER TREATMENT AND SEEPAGE

MEACLEAN PRO substrate filter dewatering	409
MEA SEEPAGE filter	415
MEA PURE	416

MEA V-Box seepage boxes	417
Road gully	423
MEA Manhole Covers	427

DOORMAT

MEA rays and frames	433
MEARIN doormat trays	433

MEAGARD doormat trays	435
-----------------------------	-----

OTHER

Explanation of the reference texts	436
Resistance list	439

GTC	441
Application areas	448

Glass-fibre-reinforced composite/
recycled plastic

Polymer concrete

Concrete

Metal

Rainwater treatment

Door mat



RESISTANCE LIST

Media	Glass-fibre composite material			
	Concrete			
	Polymer concrete			
	Temperature in °C			
Acetone	RT	-	-	-
Battery acid [diluted sulphuric acid]	RT	+	-	+
Formic acid 10 %	RT	+	-	+
Ammonia 5 % aqueous Solution	RT	-	+	-
Ammonia 25 % aqueous Solution	RT	-	+	-
Ammonium salts, aqueous Solution	RT	+	-	+
Apple juice, aqueous Solution	RT	+	+	+
Malic acid	30	+	-	+
Barium salts, aqueous Solution	RT	+	+	+
Petrol, super and normal	RT	+	-	+
Benzene	RT	+	-	+
Succinic acid, aqueous Solution	RT	+	-	+
Beer	RT	+	-	+
Blood	RT	+	-	+
Boric acid	RT	+	-	+
Brake fluid	RT	+	-	+
Hydrogen bromide	RT	-	-	-
Butanol	RT	+	-	+
Butyric acid	RT	+	-	+
Butyric acid	40	-	-	-
Butyl acetate	40	-	-	-
Calcium salts, aqueous Solution	RT	+	-	+
Calcium hydroxide (lime milk)	RT	-	-	-
Chlorine, gaseous, moist	RT	-	+	-
Chlorinated lime, aqueous Solution	RT	-	-	-
Chlorinated water	RT	-	+	-
Chromic acid 10 %	RT	+	-	+
Cyclohexane	RT	+	-	+
Diesel oil	RT	+	-	+
Jet propellant	RT	+	-	+
Iron salts, aqueous Solution	RT	+	+	+
Developer	RT	-	-	-
Epoxy resins	RT	+	-	+
Petroleum	RT	+	-	+
Soil, acidic and alkaline	RT	+	+	+
Acetic acid 10 %	RT	+	-	-
Acetic acid 10 %	60	-	-	-
Ethanol	RT	-	+	-
Ethylbenzene	RT	+	-	+
Fatty acids (higher than C 12)	40	+	-	+
Fish oil	RT	+	-	+
Fixing bath	RT	+	-	+
Formaldehyde, aqueous Solution	RT	+	+	+
Fruit juices	RT	+	+	+
Glycol	RT	+	-	+
Glycol (ethylene glycol)	RT	+	-	+
Urea, aqueous Solution	RT	+	-	+
Fuel oil	RT	+	-	+
Humic acid	RT	+	-	+
Isopropyl alcohol (2-propanol)	RT	+	-	+
Potassium hydroxide solution 2.5 %	RT	-	+	-
Potassium permanganate 6%	60	-	+	-

Media	Glass-fibre composite material			
	Concrete			
	Polymer concrete			
	Temperature in °C			
Calcium salts, aqueous Solution	RT	+	+	+
Silica hydrochloric acid	20	-	-	-
Carbonic acid, aqueous Solution	RT	+	-	+
Copper salts, aqueous Solution	RT	+	-	+
Linseed oil	RT	+	-	+
Magnesium salts, aqueous Solution	RT	+	+	+
Maleic acid, aqueous Solution	RT	+	-	+
Manganese salts, aqueous Solution	RT	+	-	+
Margarine	RT	+	+	+
Engine oil	RT	+	+	+
Sea water	RT	+	-	+
Sea water	60	-	-	-
Milk	RT	+	-	+
Lactic acid, aqueous Solution	RT	+	-	+
Mineral oils	RT	+	-	+
Mineral water	RT	+	-	+
Sodium hydroxide 40 %	40	-	+	-
Barium salts, aqueous Solution	RT	+	+	+
Wetting and cleaning agents	RT	+	-	+
Octane	RT	+	-	+
Octane	60	-	-	-
Oxalic acid, aqueous Solution	RT	+	+	+
Oxalic acid, aqueous Solution	60	-	+	-
Oleic acid	RT	+	+	+
Paraffin oil	RT	+	+	+
Perchloric acid	RT	-	-	-
Petroleum ether	RT	+	+	+
Kerosene	RT	+	+	+
Phosphoric acid 10 %	RT	+	-	+
Phosphoric acid 10 %	60	-	-	-
Phosphoric acid 50 %	40	-	-	-
Ricinus oil	RT	+	+	+
Crude oil	RT	+	+	+
Salicylic acid, aqueous Solution	RT	+	-	+
Nitric acid 10 %	40	-	-	-
Hydrochloric acid 20 %	40	-	-	-
Greases	RT	+	+	+
Sulphuric acid 30 %	RT	+	-	-
Silicone oil	RT	+	+	+
Tetrachloroethylene	RT	+	+	+
Carbon tetrachloride	RT	-	+	-
Thioglycolic acid	RT	-	-	-
Trichloroethylene	RT	-	+	-
Detergent, commercially available 5%	RT	+	+	+
Water dist.	RT	+	+	+
Water dist.	60	-	+	-
Wine	RT	+	+	+
Zinc salts, aqueous Solution	RT	+	-	+
Tin salts, aqueous Solution	RT	+	-	+
Citric acid, aqueous Solution	RT	+	-	+
Citric acid, aqueous Solution	60	-	-	-
Sugar	RT	+	+	+

+ = resistant - = not resistant RT = room temperature [25°C] Polymer concrete = MEA polymer concrete with polyester resin as binder. Glass fibre composite = glass-fibre-reinforced unsaturated polyester

> **NOTE** If there are deviations regarding temperature, concentration and purity of the listed media, a technical consultation by the MEA-centre Aichach will be required!

Glass-fibre-reinforced composite material is resistant to short-term exposure to inorganic acids and subsequent water rinsing.



SECTION I - GENERAL PROVISIONS

§ 1 General Definition of Terms

- 1.1 In these **General Terms and Conditions** (“General Terms and Conditions”), MEA Bautechnik GmbH, Sudetenstraße 1, D - 86551 Aichach, Germany is referred to using the term “**User**”. The contracting partner of the User is the “**Client**”. The contractual relationship to be concluded is the “**Contract**”. The “**Website**” is the online shop under www.shop.mea-bausysteme.com and any other online shop of the User.
- 1.2 The object of the contractual obligations of the User, to the extent that these pertain to the sale and delivery of objects, is the “**Delivery**”. “**Services**” refer to all services toward the Client listed in the Contract, regardless of whether they are performed in conjunction with the Delivery of objects or separately.

§ 2 Validity of the General Terms and Conditions, written form, applicable law, jurisdictional venue, set-off, retention, severability clause

- 2.1 These General Terms and Conditions are in effect for all Services that the User provides for the Client, with the following conditions:
 - 2.1.1 The provisions in Section II. are only in effect toward Clients that are entrepreneurs (§ 14 of the Bürgerliches Gesetzbuch (the Civil Code, the “**BGB**”), legal entities under public law, or special funds under public law in the meaning of § 310 para. 1 sent. 1 BGB, if and to the extent that the Contract is not concluded through the website of the User or other telemedia offerings of the User.
 - 2.1.2 The provisions in Section III. are only in effect for Services of the User, if and to the extent that the Contract is concluded through the website of the User or other telemedia offerings of the User.
- 2.2 These General Terms and Conditions of the User always have sole validity; contradictory conditions of the Client or those that deviate from these General Terms and Conditions are hereby expressly rejected. These General Terms and Conditions are also in effect for all future business relationships, even if they are not expressly agreed upon once again.
- 2.3 All agreements made between the User and the Client for the purpose of executing the Contract must be recorded in written form, as well as changes and supplements to this Contract and waiver of this written form requirement. Oral agreements and additional agreements are only binding if they are confirmed by the User in written form.
- 2.4 Only the laws of the Federal Republic of Germany are in effect for all legal disputes between the Client and the User excluding the UN Convention on Contracts for the International Sale of Goods (CISG). This choice of law is only in effect toward consumers to the extent that they do not contradict compulsory provisions in the law of the state in which the consumer has his habitual residence.
- 2.5 If the Client is a businessman, legal entity under public law, or a special fund under public law, the sole jurisdictional

venue for all disputes arising from this Contract is the court responsible for the business headquarters of the User. However, the User is also entitled to sue the Client in his place of general jurisdiction. The same is true if the Client has moved his place of residence or habitual residence abroad, or his place of residence or habitual residence is unknown at the time the suit is filed.

- 2.6 A right of retention, right to withhold performance, or set-off is only permissible in the case of undisputed or legally determined counterclaims. The Client is also only entitled to exercise a right of retention if his counterclaim is based on the same contractual relationship. Assignment of claims by the Client is only permissible with the express consent of the User.
- 2.7 If a provision of these General Terms and Conditions is or becomes ineffective, impracticable, or incomplete, this shall not affect the effectiveness of the remaining provisions. The ineffective, impracticable, or missing provision shall be replaced by one that the parties would have reasonably agreed upon had they been aware of the ineffectiveness, impracticability, or incompleteness.

§ 3 Note regarding data protection

- 3.1 Credit assessment and scoring

If the User makes an advance outlay, such as when making a purchase on account, Creditsafe Deutschland GmbH or Bisnode D&B Deutschland GmbH shall provide the address and credit worthiness data of the Client saved in their databank (including data determined on the basis of mathematical-statistical procedures) to the User for the purpose of assessing credit worthiness, provided that the User has plausibly demonstrated a justifiable interest therein.

The User shall use the received information regarding the statistical probability of nonpayment for a considered decision regarding the initiation, implementation, or termination of the Contract.

The User will not save the inquiry in the databank of Creditsafe Deutschland GmbH or Bisnode D&B Deutschland GmbH. The interests of the Client that are worth being protected shall be taken into consideration pursuant to the legal provisions.
- 3.2 Data protection provisions

Personal data shall be fundamentally processed pursuant to the data protection law provisions and laws. The interests of the Client that are worth being protected shall be taken into consideration pursuant to the legal provisions during data processing and transmission.

Upon conclusion of the Contract, the Client declares that the data protection provisions of the User in the respective current version at <https://shop.meabausysteme.com/de/datenschutz.html> are in effect for him and that he permits the User to collect, transmit, secure, and save his personal data and other data pursuant to the provisions of the data protection guidelines. The data protection provisions shall be updated regularly.

§ 4 ODR Platform

The platform for out-of-court online dispute resolution (so-called ODR platform) of the EU Commission is available at <https://ec.europa.eu/consumers/odr/>.

§ 5 Note regarding the Consumer Dispute Resolution Act

MEA Bautechnik GmbH it is not obligated and not willing to participate in dispute resolution proceedings before a consumer arbitration board.

SECTION II – PROVISIONS FOR THE CONCLUSION OF OFFLINE CONTRACTS

§ 1 Offers – offer documents - scope of performance

- 1.1 Offers of the User are always subject to change and non binding, if they are not expressly designated as binding in the individual case. The User is only bound to binding offers until the time stated in the offer. Otherwise, he is bound for a period of two weeks after the date of the offer.
- 1.2 The Delivery and/or Service- if the intent of the performance is the achievement of a certain economic success or the creation of works - must have the characteristics stated in the Contract. These quality characteristics conclusively stipulate the Delivery/Service. The User is entitled to change the characteristics unilaterally if this is done due to legal provisions or represents a technical improvement and the contractually prescribed use is not adversely affected by this.
- 1.3 The conformity of the materials and semi-finished goods provided by the Client with contractual specifications or submitted drawings and samples will only be checked by the User after prior express agreement with the Client. The Client is fundamentally personally responsible for the correctness and completeness of the documents and information to be provided by the User.
- 1.4 The Client shall receive all necessary documents for the fulfillment of the Contract (assembly and maintenance instructions, documentation, calibration and testing certificates, plans, etc.) in German, subject to an agreement to the contrary. Translations shall only be made at the express wish and expense of the Client and without accepting liability for the correctness and completeness of the translation.
- 1.5 The User retains all rights to drawings, patterns, samples, and other documents that are provided to the Client or third parties affiliated with him within the scope of the contractual negotiations or the Contract. These may not be made available to third parties and must be returned to the User without being requested and in whole if the order is not granted to the User. No copies or duplicates may be made without the prior consent of the User. Otherwise, section II, § 6 of these General Terms and Conditions is in effect.
- 1.6 Offers for Services involving (particularly graphic-construction) expenses for the design creation or in which technical measurements, recordings, or experiments must be conducted at the site of the Client will only be created by the User for compensation. If no agreement is reached regarding the amount of the remuneration, the Client owes the normal remuneration. The remuneration will be added to the

purchase price if the Contract is concluded with the Client.

- 1.7 The Contract is considered to be concluded upon the declaration of acceptance by the User, usually the mailing of the order confirmation or unconditional beginning of the performance of Services by the User.

§ 2 Prices and price components

- 2.1 The prices of the User are “ex work”, subject to an agreement to the contrary.
- 2.2 Freight costs, value-added tax, and other costs immediately related to the implementation of the Contract, such as customs fees, demurrage, packaging, assembly, insurance, calibration fees, and other registration fees, unloading and reloading costs (“Additional Costs”) are not included in the price and must be additionally borne by the Client if these are actually incurred. These must be demonstrated by the User upon request. If nothing else is provided for in the Contract, all price information provided by the User is in Euro. The Client assumes the bank and currency risks.
- 2.3 The price is derived from the agreement of the parties, or, where this has not taken place in individual cases, from the current price lists of the User at the time the Contract is concluded. If the performance by the User takes place more than four months after the conclusion of the Contract pursuant to the Contract or for reasons that are not the fault of the User and the wage and material costs of the User change by more than 5% up or down in the meantime, the agreed-upon price shall change accordingly. Here, a wage and material share of 45% each and a fixed price share of 10% shall serve as the basis for the calculation of the price. If the price changes by more than 15% up or down, both the User and the Client are entitled to withdraw from the Contract. If, after the granting of the order, it is discovered that additional work is necessary for the proper performance of the order, the User will perform this additional work only after coordination with the Client and submit an appropriate additional offer to the Client. Delivery and performance deadlines that have been agreed upon as binding are extended accordingly in this case.
- 2.4 Otherwise, the “Incoterms” of the International Chamber of Commerce in Paris, in respective current version upon conclusion of the Contract are in effect as a supplementary provision.

§ 3 Payment conditions

- 3.1 Subject to differing agreements, payments are due immediately and without deduction. They are only considered to have been made starting with the day on which the User can dispose of the entire invoice amount, free of loss. The acceptance of checks, bills of exchange, letters of credit, etc. is reserved and our only accepted on account of performance. The Client is fully responsible for the interest, expenses, and costs associated with this.
- 3.2 The User is entitled to demand partial payments from the Client for partial Services performed.
- 3.3 If the Client is in default of payment or reasonable doubts arise with regard to his ability to pay after the conclusion of

the Contract, the User is authorized to immediately call in all claims against the Client from the business relationship for payment and to demand the provision of security even before the fulfillment of the Contract and wholly or partially withhold any outstanding Services from this and other contracts with the Client pending prepayment or the provision of security.

Additional rights of the User, especially the right to wholly or partially withdraw from the existing contracts with the Client, remain unaffected.

- 3.4 For the duration of the default of payment, the User shall apply default interest, while reserving the right to assert additional damage caused by delay, starting on the day payment was due, pursuant to § 288 para. 2 BGB. Both contracting partners reserve the right to prove a lesser or greater damage.

§ 4 Delivery deadlines, delivery and acceptance, risk assumption

- 4.1 Delivery dates and deadlines are non-binding, if no binding delivery date or deadline has been agreed-upon in written form. If the User is in arrears with the Delivery /Service, the Client can set an appropriate additional deadline, which must usually be at least four weeks. After the expiration of this deadline, the Client is allowed to withdraw from the unfulfilled portion of the Contract, if fulfillment is no longer of interest to him. No withdrawal is possible if the User has begun Delivery / Service upon expiration of the additional period. Damage claims of the Client only exists pursuant to Section II. § 8 of these General Terms and Conditions.
- 4.2 If exceptionally a delivery deadline or a date has agreed upon as being binding in individual cases, the following is in effect:
- 4.2.1 Deadlines / dates are no longer binding if the scope of performance changes or expands after conclusion of the Contract.
- 4.2.2 Deadlines begin at the earliest upon payment of the agreed-upon advance payments and the fulfillment of the Client's other duties to cooperate.
- 4.2.3 A deadline has been met when the Service has begun by the time it expires.
- 4.2.4 Deadlines are extended appropriately in case of conditions that are not the fault of the User and in case of all kinds of force majeure (e.g. in case of unforeseeable malfunctions, traffic or shipping disruptions, fire damage, floods, unforeseeable shortages of power, energy, raw materials, or auxiliary materials, subsequent material bottlenecks, import and export restrictions, strikes, lockouts, official decrees, epidemics, armed conflicts, upheavals, and similar unforeseeable events, which subsequently make performance more difficult or impossible for the User or his suppliers or shippers) by the time of the hindrance plus an appropriate restart period. The Client will be immediately informed of these hindrances to performance. The hindrances to performance in sentence 1 are also not the fault of the User if these occur when he is in arrears.
- 4.2.5 If the User is not able to perform for a period of 6 months

due to the aforementioned events, each of the contracting partners is entitled to withdraw from the not yet performed portion of the Contract. Already performed counter-performances must be reimbursed, if these do not pertain to already performed partial deliveries.

- 4.2.6 Otherwise, Section 4.1 sentences 2 to 4 above are in effect.
- 4.3 The place of delivery and performance is fundamentally the factory or the delivery warehouse of the User ("ex works"). If the Services are delivered "ex works", the risk of loss is transferred to the Client at the time that the User informs the Client that the Service is ready to be picked up. The Client is obligated to make up the Service within seven days after receipt of the notification of provision.
- 4.4 If shipment or pickup of the Service is delayed for reasons which are not the fault of the User by more than one month from the date of the notification of provision, the User is entitled to store the Service at the expense and risk of the Client at his own discretion. If the User stores the Service, he is entitled to charge the Client 0.5 % of the net purchase price per month of storage or part thereof, whereas the Client reserves the right to prove a missing or lesser damage. In case of third-party storage, the Client shall bear the actual storage costs. Otherwise, No. 4.5. below is in effect accordingly for default in acceptance by the Client.
- 4.5 If the Client refuses to accept the Service even after the expiration of an appropriate subsequent deadline (default in acceptance), the User is entitled to withdraw from the Contract and demand reimbursement of damages, notwithstanding additional claims. Here, the User is entitled to demand 20% of the agreed-upon net purchase price as a lump sum reimbursement for damages without demonstrating damages, unless the Client proves that no damages were incurred or only a lesser damage.
- 4.6 If the User ships the Service at the request of the Client, the risk of loss is transferred to the Client on the date that the Service is ready for shipment, but no later than the date it is given to the carrier.
- 4.7 The User is entitled to perform partial Services under appropriate consideration for the interests of the Client.
- 4.8 If inspection is agreed-upon in the individual case or is legally required due to the Service, the Client is obligated to perform this within seven calendar days after notification of completion by the User. If the Client does not inspect the Service for reasons for which he is responsible, Sections 4.4 and 4.5 above are in effect accordingly.

§ 5 Reservation of ownership

- 5.1 The User reserves the ownership to all Deliveries until the Client has paid all claims from the business relationship, especially including any current account balance (goods subject to retention of title).
- 5.2 The Client must treat the goods subject to retention of title with care. He is obligated to sufficiently ensure the goods subject to retention of title at his own expense against fire, water, and theft damage at the gross value of the goods and hereby assigns his claims for compensation from these

insurance policies in the amount of the gross value of the goods to the User by way of security, who hereby accepts this.

- 5.3 The Client is entitled to sell the delivered goods in the proper course of business, as long as he is not in default of payment or violating another major contractual obligation. If the goods subject to retention of title are sold by the Client, he may only deliver the goods subject to retention of title to his customers with an effectively agreed-upon reservation of ownership pending full payment (extended reservation of ownership), whereas the current account reservation agreed upon in No. 5.1 is not in effect for the extended reservation of ownership. At this time, the Client assigns the entirety of his claims or other remuneration claims against his customers from this sale to the User. The assignment is hereby accepted. In case of the processing, combination, blending, and/or mixing of the goods subject to retention of title, the claims are only assigned in the ratio of the gross value of the goods to the value of the third-party goods that were also sold. Even after the assignment, the Client is still authorized to collect the claim. The authorization of the User to collect the claim himself remains unaffected by this, but the User will not collect the claim as long as the Client properly meets his payment obligations and other major contractual obligations.
- 5.4 Processing, combination, blending, and/or mixing of the goods subject to retention of title by the Client is always performed for the User, without the latter being obligated thereby. If processing, combination, blending, and/or mixing is performed with objects that do not belong to the User, the User becomes a co-owner of the new object in proportion of the gross value of the goods subject to retention of title to the other objects at the time of processing, combination, blending, and/or mixing. If the Client obtains sole ownership of the new object, it is agreed that the Client will assign coownership to the User in accordance with the gross value of the goods, which the User hereby accepts. If the Client comes into possession of the new object, he will store the goods to which he has sole or co-ownership for the User. Storage by the Client shall be free of charge. Otherwise, the same rules that exist for goods delivered under retention of ownership apply for goods created through processing, combination, blending, and/or mixing.
- 5.5 If the goods subject to retention of title or objects manufactured from these are installed in the property of a third party so that the goods subject to retention of title are a major component of the property, the Client hereby assigns the claims of the Client against its customer in the amount of the gross value of the goods to the User by way of security instead of the property rights to the goods subject to retention of title. The User hereby accepts this.
- 5.6 The Client is not permitted to pledge or assign as security the goods subject to retention of title. The goods subject to retention of title must be expressly excluded from the assignment of entire warehouse stocks as security. The User

is obligated to release securities at the request of the Client, to the extent that the value of the securities exceeds the value of the claims to be secured by more than 20%.

- 5.7 In case of third-party access to the goods subject to retention of title, the Client will point out the ownership of the User and immediately inform the User. The Client is responsible for expenses and damages.
- 5.8 Authorization to resell the goods subject to retention of title and to collect the Client claims is automatically rescinded in case of default in payment or an insolvency application against the assets of the Client. The Client is obligated to disclose the assigned claims and their debtors upon request and to disclose all necessary information for collection and to surrender the related documents, particularly the business records.
- 5.9 In case of default of payment or another violation of a major contractual obligation by the Client, the User is entitled to repossess the goods subject to retention of title or to demand the assignment of the rights of surrender and to use the goods subject to retention of title. The utilization proceeds shall be credited against the obligations of the Client, minus the utilization costs. The Client reserves the right to prove that the utilization resulted in inappropriately high costs. Repossession and pledging of the goods subject to retention of title does not – if §§ 488 to 507 BGB are not applicable – constitute a withdrawal from the Contract. The provision above is also applicable if the Client wholly or predominantly ceases his business activities for a period of more than 6 weeks, regardless of the reason for the cessation.
- 5.10 If the goods subject to retention of title are delivered to a location outside of the Federal Republic of Germany or brought to such a location by the Client, the following primarily applies with regard to the provisions above: The Client shall ensure that the retention of ownership is effectively protected in the country in which the goods subject to retention of title are located or to which they are taken. If certain actions are necessary for this (e.g. a special marking or a local registration), the Client will perform this on behalf of the User at his expense. If the cooperation of the User is necessary, the Client will inform the User immediately. In addition, the Client will also inform the User of all major circumstances that are of importance for the most extensive protection of the property of the User. He will especially provide all documents and information that are necessary for the assertion of the rights with regard to ownership. The provisions in this No. are in effect accordingly, even if no retention of ownership can be effectively agreed upon pursuant to the legal system in the location where the goods subject to retention of title are located, for the creation of a legal position, which protects the interests and claims of the User in a similarly effective manner or in another suitable manner, to the extent that this is legally possible.

§ 6 Confidentiality, property rights, and copyrights

- 6.1 The Client is obligated to always treat all (not obvious) technical, economical, and personal processes and relationships of the

User or a group-affiliated company of the User, of which he becomes aware in conjunction with the Contract, its offers, additional Services, discussions, and information, as company or business secrets of the User, to maintain confidentiality with regard to this, and to ensure that third parties (including family members and employees not involved with the matter) do not obtain unauthorized knowledge of this from him. The confidentiality obligation remains in effect even after the termination of the Contract.

- 6.2 The User retains ownership and the exclusive copyrights and exportation rights of all documents (e.g. written documents, plans, drawings, calculations, illustrations, patterns, samples, models, constructions) and confidential concepts and ideas that are provided to the Client or paid for by the User, pursuant to § 5. These documents, concepts, and ideas may not be given to third parties or otherwise made accessible without prior consent. It is only permissible to copy such documents within the scope of the requirements of the Contract and under consideration of the copyright provisions and the simple license granted by the User after the transfer of ownership. The documents must be returned in their entirety upon request at any time if the Client does not need the documents (any longer) to fulfill the Contract or to use the Service. Third parties who properly come into contact with the documents, concepts, and ideas shall be obligated by the Client accordingly. No right of retention may be exercised on the documents.
- 6.3 If the Client culpably violates his obligation from No. 6.1 or 6.2, he must pay a contractual penalty of 5% of the agreed-upon net order remuneration as a lump sum reimbursement for damages for each individual case of violation, unless the Client proves that the User suffered no damage or lesser damage. Additional claims of the User remain unaffected.

§ 7 Inspection and examination obligation, liability for material defects

- 7.1 Obvious defects, incorrect deliveries, or amount deviations must be immediately reported to the shipper and the User must be notified of this in writing immediately upon receipt or inspection of the Service. Hidden defects must be reported immediately upon determination (notification of defect). If the Client fails to report it in good time, the Service is considered to have been authorized and accepted. For Clients who are businessmen within the meaning of the Handelsgesetzbuch (the Commercial Code, the "HGB"), § 377 HGB it is also in effect.
- 7.2 After the notification of defect, the Client must immediately grant the User the necessary time and opportunity for inspection. In case of an unwarranted notification of defect, the Client shall bear the expenses caused by the inspection.
- 7.3 The User can refuse to eliminate the defects if the Client does not fulfill his obligations toward the User. The assertion of warranty claims and respective rights to refuse performance and rights of retention of the Client pursuant to No. I, No. 2.6 remain unaffected by this.
- 7.4 In case of a justified notification of defect of the Client, he

has a right to two free repairs or to replacement delivery / new manufacture at the discretion of the User. If the second repair or replacement delivery / new manufacture is not successful within a reasonable period of time, the Client has legal rights, with the provision that the Client is only entitled to withdraw from the Contract if and to the extent that the Service has not yet been installed as a major component of a property. In this case, the Client is only entitled to reduce the purchase price. In case of a minor defect, the right to supplementary performance does not apply. § 8 of these General Terms and Conditions below is in effect for claims for damages.

- 7.5 The warranty of the User does not apply if the defect is unimportant or based on the fact that the Service was improperly stored, assembled, set up, commissioned, used, operated, changed, repaired, insufficiently maintained, excessively stressed, or connected to unsuitable parts or installed in such parts by the Client or third parties. The warranty also does not apply in case of defects caused by the use of unsuitable equipment and replacement materials, by defective construction work of the Client or third parties, unsuitable building sites, or due to chemical, electrochemical, or electrical factors. Sentence 1 and Sentence 2 do not apply if and to the extent that the Client proves that the defect was still caused by the Service of the User.
- 7.6 Claims of the Client due to a defect expire after one year, starting from the date of acceptance / delivery. Notwithstanding Sentence 1, the legal statutes of limitations are in effect for defects in Services that pertain to construction materials, construction components, a structure, or planning and monitoring services for a structure.
- 7.7 The statute of limitations does not begin again if a replacement delivery is made within the scope of liability for defects. The rights of the Client from §§ 478, 479 BGB remain unaffected by this.
- 7.8 Notwithstanding No. 7.6, § 8 of these General Terms and Conditions below has sole application for damage claims of the Client.

§ 8 Returns

- 8.1 Goods delivered by the User can only be returned if they are not soiled and/or damaged and are properly palletized and secured. The goods must be in re-salable condition.
- 8.2 The Client has no fundamental claim to return.
- 8.3 Special components / special orders cannot be returned.
- 8.4 Only goods from the current delivery program of the User are fundamentally returnable and only after written confirmation of the return by the User.
- 8.5 The User shall charge an amount of 30% of the net value of the goods as a processing fee for incoming goods inspection and restocking, but at least 120.00 Euro. Return deliveries must be freight prepaid for the User to the respective point of delivery of the original Client order. The risk is transferred at the ramp of the User.
- 8.6 If the returned goods are not received by the User in a salable condition, the Client is obligated to assume any

reprocessing fees or disposal costs.

§ 9 Liability, claims for damages

- 9.1 No claims for damages of the Client that arise directly or indirectly in conjunction with the Service of the User may be exercised, regardless of legal reason.
- 9.2 This exclusion of liability is not in effect in case of a violation of a major contractual obligation (cardinal obligation). Cardinal obligations are obligations whose fulfillment makes the proper implementation of the Contract possible at all and the compliance of which the contracting partner regularly relies upon and may rely upon, meaning rights and obligations that are guaranteed by the content and purpose of the Contract. In this case, the liability of the User is limited to damages typical for the Contract. Damage claims of the Client, which are based on contractual penalty claims of the customers of the Client, are in no way foreseeable and typical for the Contract in the sense above.
- 9.3 The exclusions and limitations of liability above are not in effect for damages resulting in injury to life, limb, or health, which are caused by an intentional or negligent violation of an obligation by the User or by a legal representative or agent. The exclusions and limitations of liabilities are also not in effect for other damages that are due to intentional or grossly negligent violation of obligations by the User or one of his legal representatives or agents or if the damage was caused by malicious nondisclosure. In addition, claims pursuant to the product liability act are also unaffected.

SECTION III – SPECIAL PROVISIONS FOR THE CONCLUSION OF ONLINE CONTRACTS

§ 1 Area of validity

- 1.1 The provisions of this Section are in effect for consumers within the meaning of § 13 BGB as well as for entrepreneurs within the meaning of § 14 BGB for all contracts, deliveries, and other services, if and to the extent that the Contract is concluded through the website of the User or other telemedia offerings of the User.
- 1.2 A consumer is any natural person, who concludes a legal transaction for purposes that primarily cannot be attributed to his commercial or freelance work.
- 1.3 An entrepreneur is a natural or legal person or a partnership with legal capacity, who is acting in the exercise of his commercial or freelance work when concluding a legal transaction.
- 1.4 Clients within the meaning of this Section are both consumers and entrepreneurs.

§ 2 Conclusion of a contract

- 2.1 The offers of the User on the website represent legally non-binding offers and serve as an invitation to submit an offer (invitatio ad offerendum).
- 2.2 The Client has the opportunity to select the services listed on the website of the User by clicking on them, to place them in a shopping cart, and to thus create an order. The offer of the Client regarding the goods contained in the shopping cart is created by clicking on the “order for a fee” button after going through the ordering procedure. After submitting his order,

the Client is immediately informed via email of the receipt of the order (order confirmation). This order confirmation also contains these General Terms and Conditions and the legal Client information.

- 2.3 The purchase contract is not created upon receipt of the order confirmation, but only when a delivery notice is sent by the User or the goods are delivered. If an order is placed and paid for by means of PayPal or advance bank transfer, the order is accepted upon payment prompt during checkout. If payment is not made by means of PayPal or advance bank transfer, the User is entitled to accept the contract offer in the order within 5 working days or to refuse the acceptance of the order without giving reason.

§ 3 Right of cancellation for consumers

- 3.1 If the Client is a consumer, the following applies:
Cancellation policy for the right of cancellation
You have the right to cancel this Contract within fourteen days without giving reason.
The cancellation period is fourteen days from the day on which you or a third party designated by you who is not the shipper received the goods. If you ordered several items in one order, which are delivered separately, the cancellation period is fourteen days from the day on which you or a third party designated by you who is not the shipper received the last item. If the goods are delivered in several partial deliveries or pieces, the cancellation period is fourteen days from the day on which you or a third party designated by you who is not the shipper received the last partial delivery or the last piece.
In order to exercise your right of cancellation, you must notify us of your decision to cancel this Contract at:
MEA Bautechnik GmbH
Sudetenstraße 1, D- 86551 Aichach, Germany
Fax: +49 (0) 8251 91-1852
email: onlineshop.bs@mea.de
by means of a clear declaration (e.g. a postal letter, fax, or email). You can use the attached sample cancellation form for this purpose, but this is not required.
In order to comply with the cancellation deadline, it is sufficient for the notification of the exercise of the right of cancellation to be sent before the expiration of the cancellation period.
Consequences of the cancellation
If you cancel this Contract, we must return to you all payments that we received from you, including delivery costs (with the exception of Additional Costs resulting from the fact that you have chosen another type of delivery than the most reasonably priced standard delivery offered by us) immediately and no later than within fourteen days from the day on which the notification of your cancellation of this Contract was received by us. We will use the same means of payment for this repayment that you used in the original transaction, unless something else has been expressly agreed upon with you. We will in no case charge you a fee for this repayment. We can refuse repayment until we have received the goods again or until you have proven that you have returned the

goods, whichever comes first.

You must send back or return the goods to us immediately and in any case no later than fourteen days from the day on which you informed us of the cancellation of this Contract. The deadline has been met if you ship the goods before the expiration of the deadline of fourteen days. You shall bear the immediate expenses for the return of the goods.

You must only pay for any loss in value of the goods if this loss in value is due to handling of the goods beyond what was necessary to ascertain the condition, characteristics, and function of the goods. End of the cancellation policy.

- 3.2 The right of cancellation does not exist for articles that are custom made to customer specifications.
- 3.3 In case of a cancellation, the Client shall bear the costs for the return of the goods.

§ 4 Prices, shipping costs, payment conditions

- 4.1 All payment obligations are due in Euro. All prices are final prices and especially include the respective legally valid value-added tax.
- 4.2 Unless stated otherwise, the delivery and shipping costs are not included in the prices. The incidental delivery and shipping costs are listed in the electronic order process as a flat shipping rate. Costs for packaging already included in the listed flat shipping rate.
- 4.3 The Client can pay for the Services of the User (i) via advanced bank transfer (“payment in advance”) or (ii) on account or (iii) by means of PayPal, whereas only payment by means of PayPal results in additional fees that are listed during the ordering process. The claim of the User to remuneration is due in full upon conclusion of the Contract when purchasing on account and must be paid within 14 days. When purchasing by means of PayPal or payment in advance, the claim to remuneration must be paid within seven days. It is only considered to have been fulfilled on the day on which the User can dispose of the entire invoice amount free of loss.
- 4.4 If the Client is in default of payment or reasonable doubts arise with regard to his ability to pay after the conclusion of the Contract, the User is authorized to wholly or partially withhold any outstanding Services from this and other contracts with the Client. Additional rights of the User remain unaffected by this.

§ 5 Delivery and transfer of risk

- 5.1 The User will ship the Service to the delivery address listed in the order of the Client. The goods will be shipped to the Client within one week (i) of the time the money is received or has been unreservedly credited to the account of the User when paying by advance payment (ii) when paying by invoice within 5 days of the mailing of the invoice by the User (iii) when paying by means of PayPal after receipt of the release by PayPal, unless the User informs the Client otherwise with the contract confirmation.
- 5.2 The User is entitled to partial performance under appropriate consideration of the interests of the Client. If partial deliveries are made, the Client will not be charged for additional

shipping costs beyond the one-time flat shipping rate.

- 5.3 If the Client is a consumer, the risk of accidental loss and accidental deterioration of the goods is transferred to the consumer upon transfer of the goods. If the Client is an entrepreneur, the risk is transferred to the shipper, the carrier, or other person or institution tasked with implementation upon shipping of the goods. If the Client delays in accepting the goods, the transfer shall still be deemed to have taken place.

§ 6 Delivery delays

- 6.1 If the Client is an entrepreneur, the provisions in Section II, Nos. 4.1 and 4.2 are in effect accordingly for delivery delays by the User.
- 6.2 If the Client is a consumer, the User is entitled to withdraw from the Contract if he is not able to deliver the ordered goods through no fault of his own, because the subsupplier has not fulfilled his contractual obligations or if the goods ordered by the Client will not be available for a period of at least one month due to force majeure. In case of delivery difficulties of this nature, the User will immediately inform the Client. In case of a withdrawal pursuant to this item, the User will immediately reimburse the Client for any payments already made. Additional legal claims of the Client remain otherwise unaffected.

§ 7 Retention of ownership

- 7.1 If the Client is an entrepreneur, Section II. § 5 is in effect accordingly.
- 7.2 If the Client is a consumer, the User retains ownership of the Service pending complete payment of the total price.

§ 8 Warranty

- 8.1 If the Client is an entrepreneur, Section II. § 7 is in effect for the warranty of the User.
- 8.2 If the Client is a consumer, the legal provisions are in effect with regard to warranty.

§ 9 Liability, damages

- 9.1 Section II, § 8 is applicable for the liability of the User with regard to damages toward a Client, who is an entrepreneur.
- 9.2 If the Client is a consumer, the User is liable pursuant to the legal provisions, to the extent that liability is not excluded by the following provisions.
 - 9.2.1 Liability for slightly negligent violation of obligations is excluded, unless damages resulting in injury to life, limb, or health or guarantees or warranties pursuant to the product liability act are affected. Liability for the violation of obligations whose fulfillment makes the proper implementation of the Contract possible at all and the compliance of which the contracting partner regularly may rely upon also remain unaffected (contractual obligations).
 - 9.2.2 The provisions of No. 9.2 are also in effect for violations of obligations by agents of the User.

Status: July 2017

MEA APPLICATION AREAS



PARKING LOTS AND GREEN AREAS



HARBOURS AND CONTAINER TERMINALS



UNDERGROUND GARAGES AND PARKING KDECKS



TRAM AND RAIL SOLUTIONS



AIRPORTS (AIRSIDE)



GREEN ROOFS, TERRACES AND FACADES



DRAINAGE OF INNER CITIES AND PARKS



GAS STATIONS



INFRASTRUCTURE AND TRAFFIC

Your MEA partner

010264337 | EN_EXPORT | 03.2024



BUILDING SUCCESS

MEA Bautechnik GmbH ■ Sudetenstraße 1 ■ D-86551 Aichach ■ www.mea-group.com
business unit MEA Water Management