

**MATERIAL CHARACTERISTICS**

<b>GALVANISED STEEL</b>	strip galvanized sheet metal EN 10142 DX51-Z275
<b>STAINLESS STEEL</b>	Stainless steel 1.4301 (AISI 304)

Stainless steels form a dense chromium oxide layer (passive layer) under the influence of oxygen to protect against corrosion. Contamination by environmental influences, such as rust film, Sulphur dioxides, soot particles, road salt, table salt, chloride-containing aqueous liquids, can lead to permanent damage of the protective layer.

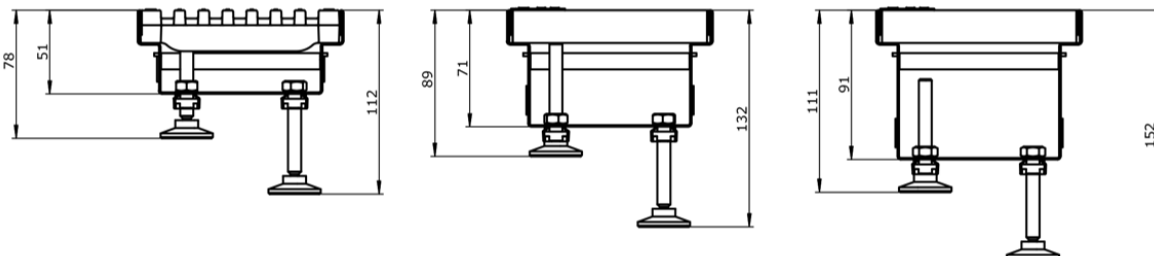
It is therefore imperative to clean stainless steel products regularly. Under no circumstances should normally steel wool or steel brushes be used for cleaning, as abrasion can cause extraneous rust to form.

We recommend cleaning with steam cleaners and/or steel-free brushes, using suitable (hydrochloric acid-free) stainless steel cleaners.

**PURPOSE OF USE**

Components for protecting buildings against moisture penetration in sensitive door and facade areas on terraces, roof gardens, balconies and other open spaces, according to flat roof guideline and DIN 18531. Enabled barrier-free construction methods according to DIN 18040, Parts 1 and 2.

**EXPLANATION FOR HEIGHT-ADJUSTABLE ELEVATION:**



Fixed heights	+ Elevation	Possible heights
50 mm		78 – 112 mm
70 mm		89 – 132 mm
90 mm		111 – 152 mm

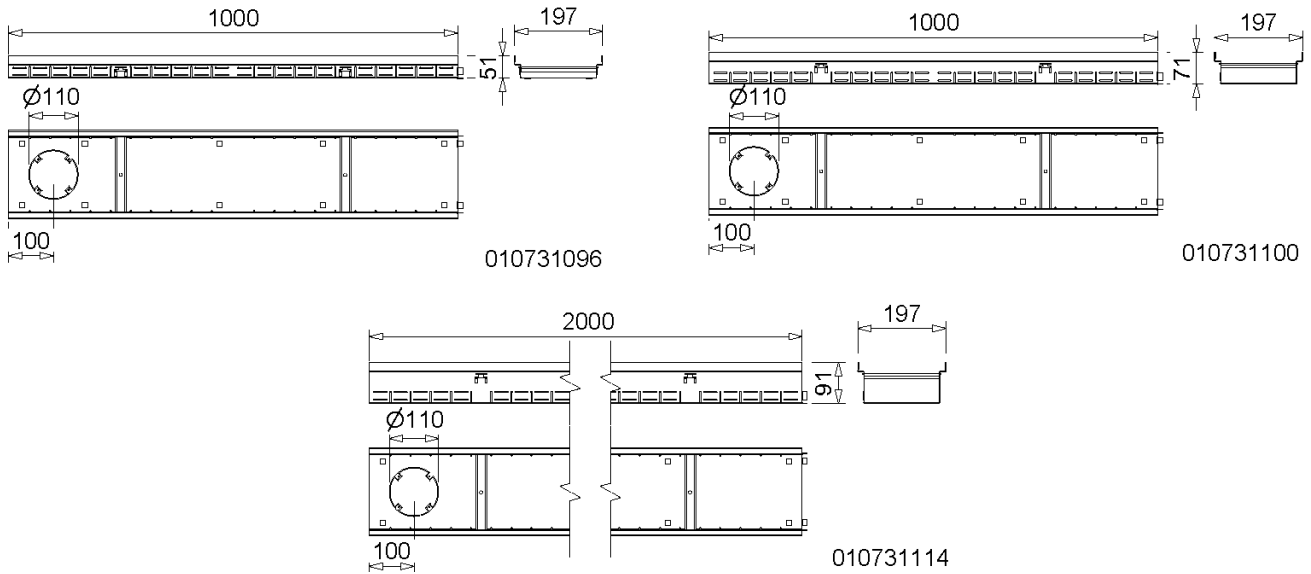
# MEATEC II 200

can be walked on and wheelchair passable

nominal width 200

## MEATEC II 200 MADE OF GALVANIZED OR STAINLESS STEEL FIXED CONSTRUCTIVE HEIGHTS / OPTIONAL VARIABLE HEIGHTS WITH ELEVATION DEVICES

Drainage system made of galvanized or stainless steel, combinable with height-adjustable elevation. With slots on both sides (integrated gravel border). Optimum door connection and facade ventilation due to beveled channel contour. Can be cut to length individually, suitable for standard window reveal widths, due to selectable positioning of the elevation. For the installation according to the flat roof directive and DIN 18195. Enabled barrier-free construction methods according to DIN 18040, Parts 1 and 2. Can be walked on and is also wheelchair passable. Grating protection screw optional available.



## MEATEC II V / E 200 DRAINAGE CHANNEL BODIES, FIXED HEIGHTS, WITH OPTION FOR DRAIN CONNECTION OD Ø 110 MM

Designation	Ord. No.	Material	Length [mm]	Height [mm]	kg/unit
MEATEC II V200-F50 drainage channel -2 m	010731094	Galv. steel.	2000	50	5,20
MEATEC II V200-F50 drainage channel -1 m	010731096	Galv. steel.	1000	50	2,60
MEATEC II V200-F70 drainage channel -2 m	010731098	Galv. steel.	2000	70	6,00
MEATEC II V200-F70 drainage channel -1 m	010731100	Galv. steel.	1000	70	3,00
MEATEC II V200-F90 drainage channel -2 m	010731102	Galv. steel.	2000	90	6,60
MEATEC II V200-F90 drainage channel -1 m	010731104	Galv. steel.	1000	90	3,30
MEATEC II E200-F50 drainage channel -2 m *)	010731106	Stainl. steel	2000	50	5,20
MEATEC II E200-F50 drainage channel -1 m *)	010731108	Stainl. steel	1000	50	2,60
MEATEC II E200-F70 drainage channel -2 m *)	010731110	Stainl. steel	2000	70	6,00
MEATEC II E200-F70 drainage channel -1 m *)	010731112	Stainl. steel	1000	70	3,00
MEATEC II E200-F90 drainage channel -2 m *)	010731114	Stainl. steel	2000	90	6,60
MEATEC II E200-F90 drainage channel -1 m *)	010731116	Stainl. steel	1000	90	3,30

\*) Delivery time on demand.

# MEATEC II 200

can be walked on and wheelchair passable

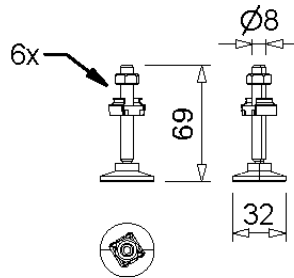
nominal width 200



BUILDING SUCCESS

## MEATEC II ELEVATION

Suitable for all MEATEC II drainage channels. 6 elevations per meter element and 10 elevations per two meters element are required.

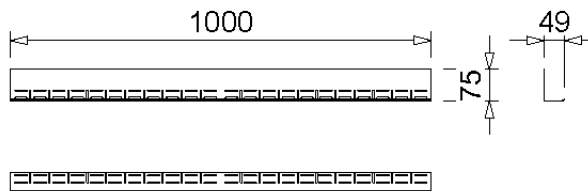


010731172

## MEATEC II ELEVATION

Designation	Ord. No.	Material	kg/unit
MEATEC II Elevation 6-pack 24)	010731172	Stainl. steel	0,23

## MEATEC II 200 ACCESSORIES MADE OF GALVANIZED OR STAINLESS STEEL



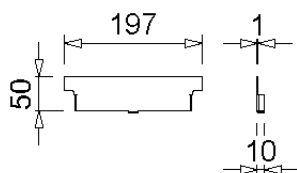
010731166

## MEATEC II GRAVEL BARS, CAN BE USED ROTATED FOR HEIGHT ADJUSTMENT

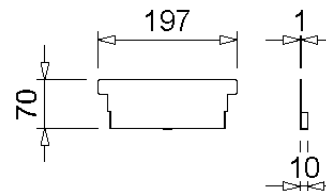
Designation	Ord. No.	Material	Length [mm]	Width [mm]	Height [mm]	kg/unit
MEATEC II V-Gravel bar-1 m	010731166	Galv. steel	1000	75	49	0,97
MEATEC II E-Gravel bar-1 m *)	010731168	Stainl. steel	1000	75	49	0,97

\*) Delivery time on demand.

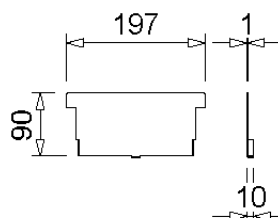
24) 6 elevations per meter element of MEATEC II drainage channels or MEATEC II attachment element are required. For MEATEC II drainage channels with a length of two meters, there are 10 elevations per element required.



010731118



010731126



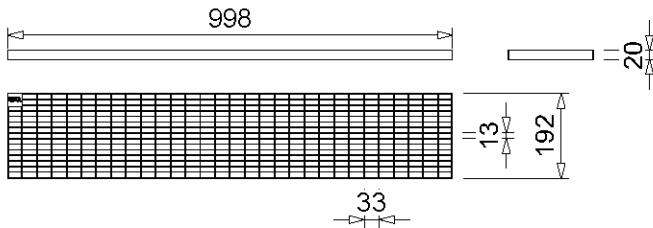
010731122

### MEATEC II V / E 200 END CAPS IN FIXED HEIGHTS

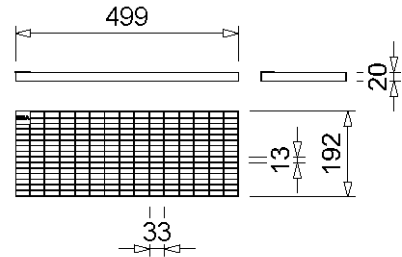
Designation	Ord. No.	Material	Height [mm]	kg/unit
MEATEC II V200-F50.SE End cap	010731118	Galv. steel	50	0,10
MEATEC II V200-F70.SE End cap	010731120	Galv. steel	70	0,13
MEATEC II V200-F90.SE End cap	010731122	Galv. steel	90	0,16
MEATEC II E200-F50.SE End cap *)	010731124	Stainl. steel	50	0,10
MEATEC II E200-F70.SE End cap *)	010731126	Stainl. steel	70	0,13
MEATEC II E200-F90.SE End cap *)	010731128	Stainl. steel	90	0,16

\*) Delivery time on demand.

**MEATEC II 200 GRATINGS**



010730338



010730778

**MEATEC II 200 DRAINAGE CHANNEL COVER, CONSTRUCTIVE WIDTH 192 MM**

Designation	Ord. No.	Material	Length [mm]	Inlet Ø cm <sup>2</sup> /m	kg/unit
MEATEC 200 Galv. mesh grating-1 m 30/10, bolt fixing required	010730338	Galv. steel	1000	1550	3,90
MEATEC 200 Galv. mesh grating-0.5 m 30/10, bolt fixing required	010730772	Galv. steel	500	1550	1,98
MEATEC 200 Stainl. steel mesh grating-1 m 30/10, bolt fixing required *)	010730342	Stainl. steel	1000	1550	3,68
MEATEC 200 Stainl. steel mesh grating-0.5 m 30/10, bolt fixing required *)	010730778	Stainl. steel	500	1550	1,89

**MEATEC II GRATING PROTECTION SCREW**

Designation	Ord. No.	Material	kg/unit
MEATEC grating fixing bolt AISI 304, 2 bolts/meter necessary	010730796	Stainl. steel	0,02

\*) Delivery time on demand.

This edition of the technical data sheet shall be valid from August 2023 until a revised version is published and replaces any previous publications. The current version is available for download at [www.mea-group.com](http://www.mea-group.com).

MEA Bautechnik GmbH  
 Business unit MEA Water Management  
 Sudetenstraße 1  
 86551 Aichach  
 Tel.: +49 (0) 82 51. 91 0  
 Fax: +49 (0) 82 51. 91 13 06  
 E-Mail: [info@mea-group.com](mailto:info@mea-group.com)  
[www.mea-group.com](http://www.mea-group.com)

## MEATEC II SCREW RIVET AND CUT POSITIONS

Position of the elevations and cutting options for adapting the MEATEC II to standard window widths

