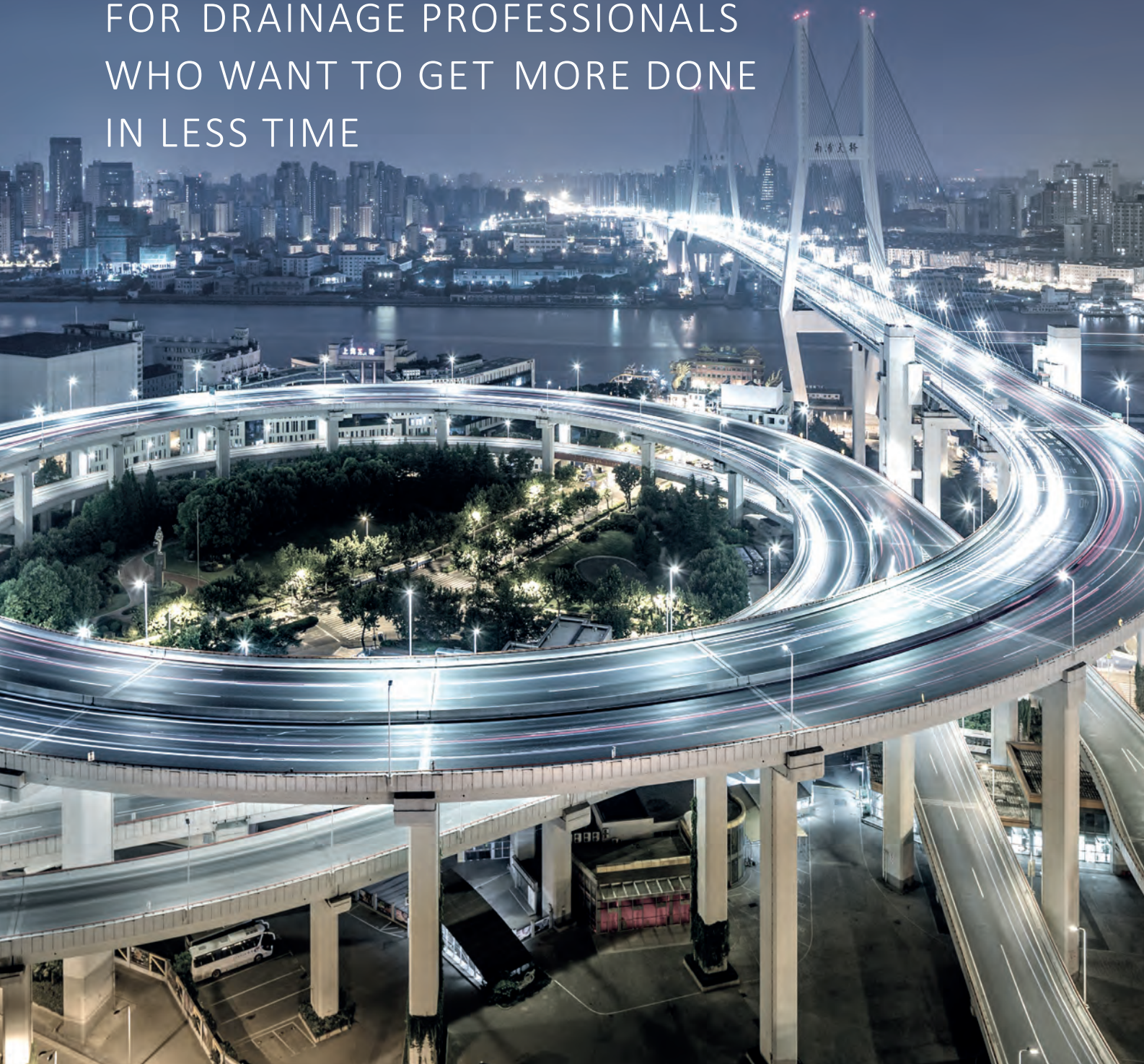


UK PRODUCT GUIDE 2023



DRAINAGE SOLUTIONS FOR CIVIL ENGINEERING AND LANDSCAPING

FOR DRAINAGE PROFESSIONALS
WHO WANT TO GET MORE DONE
IN LESS TIME



MEA Water Management

Welcome to MEA Water Management, a leading manufacturer and supplier of drainage systems and solutions for rain water treatment and infiltration. We are a division of the MEA Group and we have been working in close cooperation with professional planners and builders for over 130 years. The wealth of experience and practical knowledge gained over the years is the key of our success and a corner stone in the quality of the service and products we deliver to our partners and customers.

Leader in the field of drainage systems

Our product portfolio comprises ultralight drainage channels made from glass-fibre reinforced composite (GRP), polymer concrete channels in various versions for loading classes ranging from A 15 to F 900 and aesthetic stainless steel channels. We are a supplier for numerous prestigious projects in the world, including the Formula One racetrack in Bahrain, the Expo 2010 in Shanghai and several airports.

Important information for the Product Guide 2023

- > Our General Terms and Conditions apply exclusively. You will find the currently valid General Terms and Conditions of Business at the end of this price list or under www.mea-group.com. If you wish we will gladly send them to you.
- > When using the products, please observe the instructions in our brochures and in the assembly instructions and installation information.
- > These can be obtained from the MEA Water Management marketing department, or they can be accessed at www.mea-group.com.
- > We reserve the right to make price changes and changes in line with technical progress.
- > We do not accept any liability for printing errors or mistakes.

This Product Guide is valid starting first of March 2023 until a revised version is published, replacing previous editions. The current version is available for download at www.mea-group.com/de/water-management for download.

NEW PRODUCTS



MEARIN PLUS/EXPERT 1000 Channel with slope

Our new MEARIN PLUS and EXPERT drainage channels with slope enable new innovative installation options and leave no room for stagnant water.

Further information on page 30.



MEADRAIN DM CITY 1000, 1500 and 2000

The perfect drainage solution for inner-city-areas - monolithic, vandal-proof, sturdy, now in further nominal widths 150 and 200.

Further information on page 285.



MEA Parking deck drains OS/AS

The point drains are suitable for asphalt or OS coatings (for OS with sealing flange). Both versions are supplied with a DN 100 drain socket and integrated dirt strainer as standard.

Further information on page 23.



MEA 100 Plastic Longitudinal bar gratings

The new MEA 100 longitudinal bar gratings made of 100% recycled plastic impress with their design and performance. MEA's plastic longitudinal bar gratings can be ordered in the colors black and stone grey and have an anti slip surface.

Further information on page 06.

HIGHLIGHTS




Design gratings

MEA is offering a large choice of design gratings made of iron for the urban architecture. With loading classes from C 250 to D 400 these grating will fit to almost every project. Of course our Design grating are fitted with the easy and safe to install CLIPFIX locking mechanism.



MEA BIM Service

Discover numerous BIM models for download on our website in the service area. Our trained employees are additionally available for questions and planning around BIM.



MEA Topslot

- > MEA offers a large selection of TOPSLOTS:
- > MEA TSH: made of galvanised steel or stainless steel (Loading Class up to E 600)
- > MEA UK Topslot : made of galvanised steel or stainless steel with and without dirt trap (Loading class up to B 125)
- > MEA TSC: made of plastic for pedestrian areas


CHANNEL COVERS

NEW




Plastic longitudinal bar grating grey, heelguard

NEW




Plastic longitudinal bar grating, black, heelguard



Mesh grating 30/10, galvanised steel



Plastic slotted grating black, heelguard



Mesh grating 20/30, galvanised steel




Dotted grating, stainless steel, heelguard



Longitudinal bar grating, stainless steel



Slotted grating, galvanised steel



Iron grating WAVE



ADA iron longitudinal bar grating



Iron slotted grating



Iron grating heelguard



Iron Design grating BAVARIA



Iron Design grating HONEYCOMB

MEA TOPSLOT



MEA TSH SLIMSLOT
slot riser frame
galvanised steel and
stainless steel

MEA UK TOPSLOT,
galvanised steel and
stainless steel

TSC, Plastic



VALID STARTING FROM MARCH 1, 2023

Glass-fibre-reinforced composite

Recycled plastic

Polymer concrete

Metal

Rainwater treatment

Other

DRAINAGE SOLUTIONS MADE OF GRP/RECYCLED PLASTIC

LINE DRAINAGE FOR PROFESSIONAL APPLICATIONS

Product description	Clear width (mm)	Edge protection	Application Areas						Page
			A 15	B 125	C 250	D 400	E 600	F 900	
Multi-storey car park MEARIN PG EVO-OS	150	Glass-fibre-reinforced composite	●	●	●				19
Multi-storey car park MEARIN PG EVO-AS	150	Glass-fibre-reinforced composite	●	●	●				19
MEARIN PLUS F/PLUS 1000 without fall	100	Glass-fibre-reinforced composite	●	●	●	●**			29
NEW MEARIN PLUS 1000 with fall	100	Glass-fibre-reinforced composite	●	●	●	●**			30
MEARIN EXPERT V/E 1000 without fall	100	Galvanised/Stainl. steel	●	●	●	●**	●**		31
NEW MEARIN EXPERT V/E 1000 with fall	100	Galvanised/Stainl. steel	●	●	●	●**	●**		32
MEARIN PLUS F/PLUS 1500	150	Glass-fibre-reinforced composite	●	●	●	●**			53
MEARIN EXPERT V/E 1500	150	Galvanised/Stainl. steel	●	●	●	●**	●**		55
MEARIN PLUS F/PLUS 2000	200	Glass-fibre-reinforced composite	●	●	●	●**			66
MEARIN EXPERT V/E 2000	200	Galvanised/Stainl. steel	●	●	●	●**	●**		67
MEARIN PLUS 3000	300	Glass-fibre-reinforced composite	●	●	●	●**			79
MEARIN EXPERT V/E 3000	300	Galvanised/Stainl. steel	●	●	●	●**	●**		80

LINE DRAINAGE FOR HOME AND GARDEN


Product description	Clear width/mm	Edge protection	Application Areas						Page
			A 15	B 125	C 250	D 400	E 600	F 900	
MEAFUID 1000	100	Glass-fibre-reinforced composite	●	●	●				88
MEAFUID 1500	150	Glass-fibre-reinforced composite	●	●	●				99
MEAPARK	100	Recycled plastic							103

POINT DRAINAGE FOR HOME AND GARDEN

Product description	Clear width/mm	Edge protection	Application Areas						Page
			A 15	B 125	C 250	D 400	E 600	F 900	
MEAPARK Courtyard gully	95	Recycled material	●	●					109

DRAINAGE SOLUTIONS MADE OF POLYMER CONCRETE

LINE DRAINAGE FOR PROFESSIONAL APPLICATIONS

Product description	Clear width (mm)	Edge protection							Page
			A 15	B 125	C 250	D 400	E 600	F 900	
Multi-storey car park PG 1000	100	Polymer concrete	●	●	●				119
Multi-storey car park PG 1500	150	Polymer concrete	●	●	●				121
Multi-storey car park PG 3000	300	Polymer concrete	●	●	●				123
MEADRAIN SVF/SV 1000	100	Galvanised steel	●	●	●	●**	●**		131
MEADRAIN SEF/SE 1000	100	Stainless steel	●	●	●	●**	●**		136
MEADRAIN SG 1000	100	Ductile iron	●	●	●	●**	●**		139
MEADRAIN SVF/SV 1500	150	Galvanised steel	●	●	●	●**	●**		158
MEADRAIN SEF/SE 1500	150	Stainless steel	●	●	●	●**	●**		162
MEADRAIN SG 1500	150	Ductile iron	●	●	●	●**	●**		164
MEADRAIN SVF/SV 2000 NA	200	Galvanised steel	●	●	●	●**	●**		179
MEADRAIN SEF/SE 2000 NA	200	Stainless steel	●	●	●	●**	●**		184
MEADRAIN SG 2000 NA	200	Ductile iron	●	●	●	●**	●**		188
MEADRAIN SV 3000	300	Galvanised steel	●	●	●	●**	●**		201
MEADRAIN SE 3000	300	Stainless steel	●	●	●	●**	●**		204
MEADRAIN SG 3000	300	Ductile iron	●	●	●	●**	●**		206
MEADRAIN EN 1000	100	Ductile iron	●	●	●	●**	●**	●**	216
MEADRAIN EN 1500	150	Ductile iron	●	●	●	●**	●**	●**	230
MEADRAIN EN 2000	200	Ductile iron	●	●	●	●**	●**	●**	242
MEADRAIN EN 3000	300	Ductile iron	●	●	●	●**	●**	●**	255
MEADRAIN ENS 3000/ENS 3070	300	Ductile iron	●	●	●	●**	●**	●**	258
MEADRAIN ENS 4000	400	Ductile iron	●	●	●	●**	●**	●**	263
MEAKERB kerb stone 320/500	100	Polymer concrete	●	●	●	●**			269
MEAKERB Bridge	100	Polymer concrete	●	●	●	●**			275
MEADRAIN DM CITY 1000	100	Polymer concrete	●	●	●	●**			281
NEW MEADRAIN DM CITY 1500	150	Polymer concrete	●	●	●	●**			285
NEW MEADRAIN DM CITY 2000	200	Polymer concrete	●	●	●	●**			289
MEADRAIN DM 1010	100	Polymer concrete	●	●	●	●	●	●	293
MEADRAIN DM 1500/1540	150	Polymer concrete	●	●	●	●	●	●	297
MEADRAIN DM 2000	200	Polymer concrete	●	●	●	●	●	●	301

Glass-fibre-reinforced composite

Recycled plastic

Polymer concrete

Metal

Rainwater treatment

Other

DRAINAGE SOLUTIONS MADE OF POLYMER CONCRETE

LINE DRAINAGE FOR HOME AND GARDEN

Product description	Clear width/mm	Edge protection	Accessibility icons						Page
			A 15	B 125	C 250	D 400	E 600	F 900	
MEALINE S, G	100	Polymer concrete	●	●					306
MEALINE 55	100	Polymer concrete	●	●					307
MEAGARD II S, G, M	100	Polymer concrete	●	●					309
MEAGARD 165	165	Polymer concrete	●	●					314
MEAGARD 200	200	Polymer concrete	●	●					315

POINT DRAINAGE FOR HOME AND GARDEN

Product description	Dimensions /mm	Edge protection	Accessibility icons						Page
			A 15	B 125	C 250	D 400	E 600	F 900	
MEAGARD Courtyard gully	300 x 300	Ductile iron	●	●					318
MEAGARD Courtyard gully	282 x 282	Ductile iron	Passenger vehicle accessible ²²⁾						318

POINT DRAINAGE FOR PROFESSIONAL APPLICATIONS






Product description	Clear width/mm	Edge protection	Accessibility icons						Page
			A 15	B 125	C 250	D 400	E 600	F 900	
Point inlet MEADRAIN EN	530 x 360	Ductile iron	●	●	●	●	●	●	321

DRAINAGE SOLUTIONS MADE OF METAL

LINE DRAINAGE FOR TERRACES AND FACADES

Product description	Clear width (mm)	Edge protection	Accessibility icons						Page	
			A 15	B 125	C 250	D 400	E 600	F 900		
MEATEC 100 Terrace and facade drainage	100	Galvanised steel Stainless steel							pedestrian/wheelchair traffic	328
MEATEC 130 Terrace and facade drainage	130	Galvanised steel Stainless steel							pedestrian/wheelchair traffic	332
MEATEC 160 Terrace and facade drainage	160	Galvanised steel Stainless steel							pedestrian/wheelchair traffic	342
MEATEC 200 Terrace and facade drainage	200	Galvanised steel Stainless steel							pedestrian/wheelchair traffic	346
MEATEC 250 Terrace and facade drainage	250	Galvanised steel Stainless steel							pedestrian/wheelchair traffic	350

SEEPAGE AND RAINWATER TREATMENT

Product description	Clear width/mm	Edge protection	A 15	B 125	C 250	D 400	E 600	F 900	Page
									
MEACLEAN PRO substrate filter dewatering	300	Glass-fibre-reinforced composite Galvanised steel	●	●	●	●**	●**		361

Product description	Material	Diameter/mm	Page
MEA SEEPAGE FILTER	PE	80 and 110	368

Product description	Material	Length	Page
MEASURE	PE	550 mm	368

Product description	Material	Gross volume in litres	Loading classes	Page
MEA V-BOX seepage boxes	PP	288, 576, 864, 1154	SLW 60	369

Product description	Material	Page
ROAD GULLY	PP	375

Product description	Material	Volume in litres	Loading classes	Page
MEASTORM	HDPE	300, 1600	SLW 60	379

Product description	Material	Page
MEA Manhole Covers	Ductile iron	383

OTHER

Designation	Page
Explanation of the reference texts	388
Resistance list	391
Terms and conditions	393
Contact	399
Application areas	400

GLASS-FIBRE-REINFORCED COMPOSITE/RECYCLED PLASTIC



DRAINAGE SOLUTIONS MADE OF GLASS-FIBRE-REINFORCED COMPOSITE/RECYCLED PLASTIC

Our GRP material combines excellent qualities: maximum stiffness and very low weight. These qualities make the MEA GRP the ideal material for the construction industry and in particular for drainage systems since the products

are easy to handle, highly resistant and recyclable. With over 10 million metres of installed GRP channels, MEA is the international specialist for rainwater management solutions.



Multi-storey car park MEARIN PG EVO-OS/AS

Page 19



MEARIN PLUS F/PLUS

Page 29



MEARIN EXPERT V/E

Page 31



MEAFUID

Page 88



MEAPARK

Page 103



MEAPARK COURTYARD GULLY

Page 109




MEARIN PG EVO 1500

The multi-storey car park drainage channel MEARIN PG EVO 150 is the next evolution of our best-seller MEADRAIN PG. The innovative MEARIN PG EVO 150 offers the same advantages as the MEADRAIN PG but also includes some unique features, making the MEARIN PG EVO the new benchmark when it comes to multi-storey and underground car park drainage. Thanks to its monolithic construction and inge-


nious comb profile, the MEARIN PG EVO 150 multi-storey car park channel is the perfect drainage solution for underground garages and multi-storey car parks. The further optimised construction height (3 cm) and the unique geometry enable the economical and safe installation with an optimum drainage. The MEARIN PG EVO 150 complies with future installation regulations and standards, and is absolutely waterproof.

Channel body made of glass-fibre reinforced composite material for a high temperature resistance and dimensional stability



MEARIN PG EVO-OS

3 metres Channel length



MEARIN PG EVO-AS

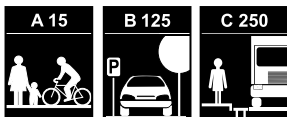
- > **MEARIN PG EVO-OS:** drainage system for floors covered with resin
- > **MEARIN PG EVO-AS:** drainage system for floors covered with asphalt
- > 3 cm constructive height
- > Reduction of sealing points thanks to 3 metre of channel length
- > Salt and chemical-resistant

- > Loading class C 250
- > Particularly stable and weather resistant
- > High lateral pressure firmness
- > Smooth surface
- > Comparable length extension to that of reinforced concrete
- > Capillary-free material
- > Hardly inflammable (according to EN 13501-1:Bfl-s1)

MEARIN PG EVO 1500 SYSTEM OVERVIEW



- 1- MEARIN PG EVO AS/OS Car park channel
- 2- Monolithic drainage channel made of glass fibre reinforced composite with sealing flange
- 3- Easy cleaning, thanks to free channel cross-section
- 4- Matching accessories made of stainless steel
- 5- 100% system solution
- 6- Easy to seal, as the sealing joint is freely accessible from above even after installation





- > Individual colour options on request
- > Made of glass-fibre-reinforced composite
- > No moving parts
- > Corrosion-free
- > Low construction height
- > Easy to clean
- > Absolutely watertight
- > Barrier-free
- > Easy to install

Glass-fibre-reinforced composite

Recycled plastic

Polymer concrete

Metal

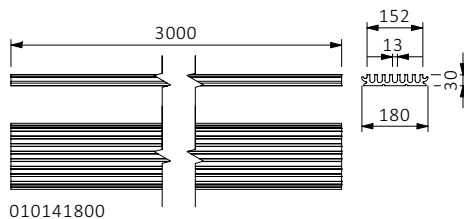
Rainwater treatment

Other

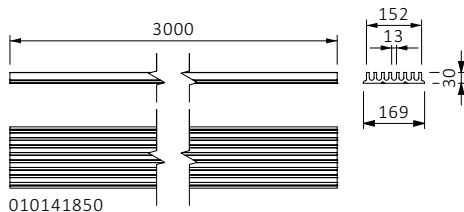
MEARIN PG EVO SHALLOW CHANNELS OS/AS



MEARIN PG EVO-OS GREY 1500 drainage channel



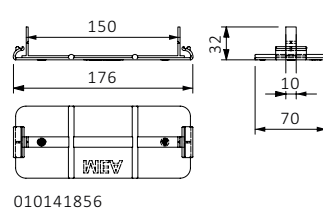
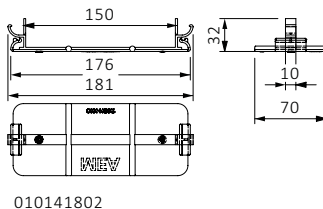
MEARIN PG EVO-AS GREY 1500 drainage channel



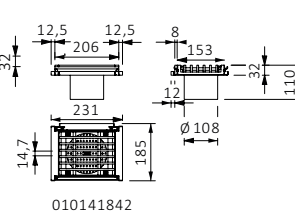
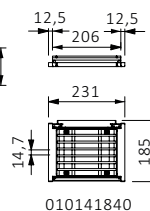
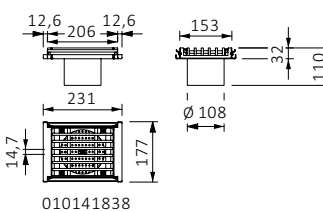
MEARIN PG EVO 1500 CAR PARKS ACCESSORIES



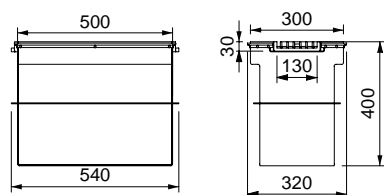
MEARIN PG EVO-OS 1500.V connectors



MEARIN PG EVO 1500.EK drain



MEARIN PG EVO 1500 Pump sump



MEARIN PG EVO 1500 MULTI-STOREY CAR PARK SHALLOW DRAINAGE CHANNEL MADE OF GLASS-FIBRE-REINFORCED COMPOSITE WITH COMB PROFILE SEALABLE, ACCORDING TO EN 1433

Monolithic drainage channels made of glass-fibre-reinforced composite, total width 180 / 170 mm. Low constructive height 30 mm and reduction of impact sealing due to length 3000 mm. Versions with sealing flange for OS installation or without sealing flange for mastic asphalt installation. Available as standard in 3 colors (grey, black, red), other colors on request, from 1000 m channel. Loading classes A 15 to C 250 according to EN 1433. Fire resistance according to EN 13501-1 Bfl-S1, hardly flammable, No. 230011568-3.

MEARIN PG EVO-OS 1500 multi-storey car park channel, loading classes up to C 250, for the installation in floors coated with resin

Article	Length (mm)	Height (mm)	EAN-Code	kg/unit	unit/pallet	MG
MEARIN PG EVO-OS GREY 1500 drainage channel body-3 m, with sealing flange	3000	30	010141800	18,32	120	PG
MEARIN PG EVO-OS BLACK 1500 drainage channel body-3 m, with sealing flange	3000	30	010141814	18,32	120	PG
MEARIN PG EVO-OS RED 1500 drainage channel body-3 m, with sealing flange	3000	30	010141803	18,32	120	PG

MEARIN PG EVO-AS 1500 multi-storey car park channel, loading classes up to C 250, for the installation in floors coated with asphalt

Article	Length (mm)	Height (mm)	EAN-Code	kg/unit	unit/pallet	MG
MEARIN PG EVO-AS GREY 1500 drainage channel body-3 m	3000	30	010141850	16,90	120	PG
MEARIN PG EVO-AS BLACK 1500 drainage channel body-3 m	3000	30	010141852	16,90	120	PG
MEARIN PG EVO-AS RED 1500 drainage channel body-3 m	3000	30	010141846	16,90	120	PG

MEARIN PG EVO 1500 FOR MULTI-STOREY CAR PARKS ACCESSORIES

MEARIN PG EVO 1500 multi-storey car park channel connector made of glass-fibre-reinforced composite


Article	Material	EAN-Code	kg/unit	unit/pallet	MG
MEARIN PG EVO-OS 1500.V connectors to connect the PG EVO-OS channels and definition of the butt joint (colour: grey)	PC	010141802	0,05	1	PG
MEARIN PG EVO-AS 1500.V connectors to connect the PG EVO-AS channels and definition of the butt joint (colour: grey)	PC	010141856	0,05	1	PG

MEARIN PG EVO 1500.EK multi-storey car park channel drainage element

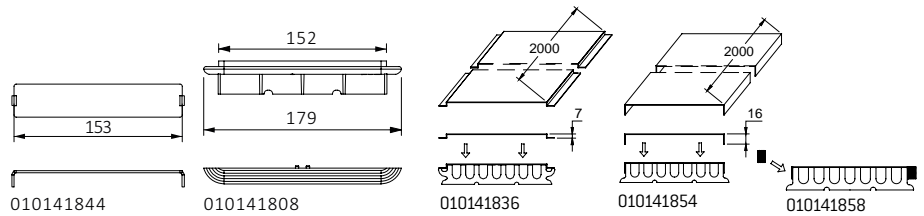
Article	Length (mm)	Height (mm)	EAN-Code	kg/unit	unit/pallet	MG
MEARIN PG EVO 1500.EK stainl. steel (AISI 316) drain Ø 110 mm incl. longitudinal rod cover matching the 4-fold bolt connection and dirt filter appearance. OS sealing flange can be removed for AS use. To close the open side an additional end cap is required. *)**)	231	32/110	010141838	3,05	1	PG

> **NOTE** The detailed explanation of the footnotes can be found on page 388.

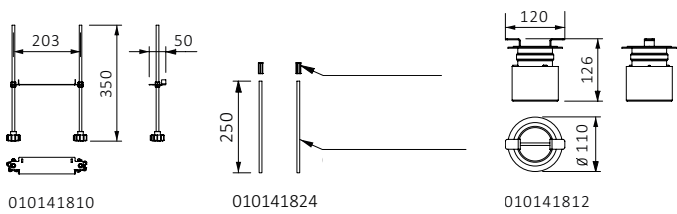
MEARIN PG EVO 1500 CAR PARKS ACCESSORIES



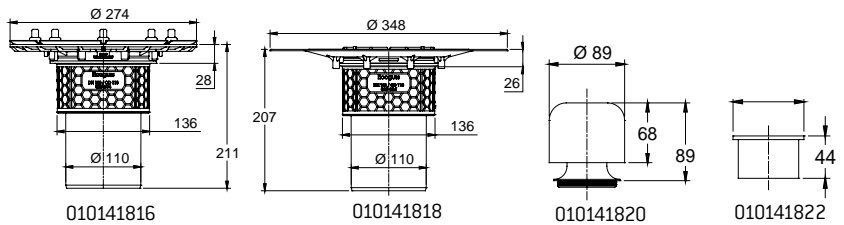
MEARIN PG EVO 1500 end caps



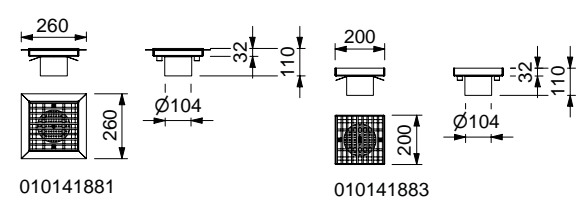
MEARIN PG EVO 1500 Installation device



MEARIN PG EVO 1500 Floor/ceiling drains



MEA parking deck drain-OS/AS



MEARIN PG EVO 1500 FOR MULTI-STOREY CAR PARKS ACCESSORIES

MEARIN PG EVO 1500.T T crossing element with or without outlet, made of stainless steel (AISI 316)

Article	Length (mm)	Width (mm)	EAN-Code	kg/unit	unit/pallet	MG
MEARIN PG EVO 1500.T stainl. steel (AISI 316) T crossing element incl. longitudinal rod cover, matching the channel appearance with 4-fold bolt connection. OS sealing flange can be removed for AS use. For connection on 3 sides. For closing the fourth side use an additional end cap ^{*)**)}	231	186	010141840	2,68	1	PG
MEARIN PG EVO 1500.T/A stainl. steel (AISI 316) T crossing element with Ø 110 mm outlet incl. longitudinal rod cover, matching the channel appearance with 4-fold bolt connection. OS sealing flange can be removed for AS use. For connection on 3 sides. For closing the fourth side use an additional end cap ^{*)**)}	231	186	010141842	3,01	1	PG

MEARIN PG EVO 1500.K crossing element with or without outlet made of stainless steel (AISI 316)

Article	Length (mm)	Width (mm)	EAN-Code	kg/unit	unit/pallet	MG
MEARIN PG EVO 1500.K stainl. steel (AISI 316) crossing element incl. longitudinal rod cover, matching the channel appearance with 4-fold bolt connection. OS sealing flange can be removed for AS use. For connection on 4 sides. For closing the open sides use an additional end cap ^{*)**)}	231	199	010141862	3,10	1	PG
MEARIN PG EVO 1500.K/A stainl. steel (AISI 316) crossing element with Ø 110 mm outlet incl. longitudinal rod cover, matching the channel appearance with 4-fold bolt connection. OS sealing flange can be removed for AS use. For connection on 4 sides. For closing the open sides use an additional end cap ^{*)**)}	231	199	010141866	3,80	1	PG

MEARIN PG EVO Pump sumps, made of stainless steel (AISI 316)

Article	Length (mm)	Height (mm)	EAN-Code	kg/unit	unit/pallet	MG
MEA pump sump PG EVO-OS with OS sealing flange. For 2-sided gutter connection. Without clamping or adhesive flange. For use in floor slabs without a second sealing level. With pressurised water seal. Incl. Longitudinal rod grating B 125. Water absorption volume 47 liters. ^{*)}	540	400	010141872	28,90	1	PG
MEA pump sump PG EVO-AS for installation in 1-layer mastic asphalt. For 2-sided gutter connection. With clamping flange and pressurised water seal. Incl. longitudinal rod grating B 125. Water absorption volume 47 liters. ^{*)}	719	400	010141874	44,60	1	PG
MEA pump sump PG EVO-AS for installation in 2-layer mastic asphalt. For 2-sided gutter connection. With clamping flange and pressurised water seal. Incl. longitudinal rod grating B 125. Water absorption volume 47 liters. ^{*)}	647	400	010141876	42,40	1	PG
MEA pump sump PG EVO-AS / OS for installation in 1-layer mastic asphalt or OS with a second sealing level. For 2-sided gutter connection. With adhesive flange and pressurised water seal. OS sealing flange removable. Incl. longitudinal rod grating B 125. Water absorption volume 47 liters. ^{*)}	750	400	010141878	35,20	1	PG
MEA pump sump PG EVO-AS / OS for installation in 2-layer mastic asphalt or OS with a second sealing level. For 2-sided gutter connection. With adhesive flange and pressurised water seal. OS sealing flange removable. Incl. longitudinal rod grating B 125. Water absorption volume 47 liters. ^{*)}	750	400	010141880	35,40	1	PG

Stacking frame for pump sump, made of stainless steel (AISI 316)

Article	Length (mm)	Height (mm)	EAN-Code	kg/unit	unit/pallet	MG
MEA stacking frame including grate for concrete pump sumps. With OS sealing flange. For 2-sided gutter connection. Including longitudinal bar grating B 125. ^{*)}	590	45	010141888	35,50	1	PG

> **NOTE** The detailed explanation of the footnotes can be found on page 388.

MEARIN PG EVO 1500 FOR MULTI-STOREY CAR PARKS ACCESSORIES

MEARIN PG EVO 1500 End caps, made of plastic or stainless steel (AISI 316)

Article	Material	Height (mm)	EAN-Code	kg/unit	unit/pallet	MG
MEARIN PG EVO-OS 1500.SE End cap for channel start/end with integrated sealing flange for OS coatings, suitable for PG EVO 1500 outlet/ T and crossing element	PC	30	010141808	0,03	1	PG
MEARIN PG EVO-AS 1500.SE stainl. steel AISI 316 end cap for asphalt surfaces fitting the MEARIN PG EVO 1500 outlet, T and crossing element *)	Stainl. steel	30	010141844	0,08	1	PG

MEARIN PG EVO 1500 installation elevation device and odour trap

Article	Material	EAN-Code	kg/unit	unit/pallet	MG
MEARIN PG EVO 1500.AF installation set, standard height 35 cm. (Required quantity: 2x per 3 metre channel +1)- Place every second installation unit directly underneath the connectors. One set is required for each drain / T or crossing element. *)	Galv. steel, Stainl. steel, Plastic	010141810	0,38	1	PG
MEARIN PG EVO.AF extension 25 cm. Extension set for PG EVO.AF installation (2 rods with nuts)	Galv. steel	010141824	0,20	1	PG
MEA odour trap.GV Ø 110 mm made of stainl. steel, fitting outlet-elements with outlet Ø 110 mm *)	Stainl. steel	010141812	0,58	1	PG

MEARIN PG EVO 1500 mounting cover and mounting joint

Article	Material	EAN-Code	kg/unit	unit/pallet	MG
MEARIN PG EVO-OS 1500 mounting cover for resin surfaces (OS). 2 Metres	Galv. steel	010141836	3,14	1	PG
MEARIN PG EVO-AS 1500 mounting cover for asphalt and concrete surfaces (AS). 2 Metres	Galv. steel	010141854	2,73	1	PG
MEARIN PG EVO-AS mounting joint, 2 metres, fire resistance according to DIN 4102-1, B1-hardly flammable, max. application temperature of a duration of 1 hour > 200°C according to EN ISO 2578	Melamine resin foam	010141858	0,01	1	PG

MEARIN PG floor/ceiling drains, odour trap and fire kit

Article	Material	EAN-Code	kg/unit	unit/pallet	MG
For installation with mastic asphalt: MEA PG pressed gasket flange drain. Floor/ceiling drain Ecoguss, external Ø 274 mm, incl. mortar barrier. Connection option for vertical drain Ø 110 mm. Optionally prepared for fire protection fire-kit and/or odour trap. *)	Ecoguss, Stainl. steel	010141816	2,39	36	PG
For installation with OS coatings: MEA PG adhesive flange drain. Floor/ceiling drain Ecoguss, external Ø 348 mm, incl. mortar barrier. Connection option for vertical drain Ø 110 mm. Optionally prepared for fire protection fire-kit and/or odour trap.	Ecoguss, Plastic	010141818	1,90	18	PG
MEA PG.GV odour trap suitable for floor/ceiling drains Ecoguss with pressure seal or adhesive flange, drain Ø 110 mm.	Plastic	010141820	0,24	18	PG
MEA PG Fire-Kit, suitable for floor/ceiling drains Ecoguss, drain Ø 110 mm. In conjunction with Ecoguss drains, MEA PG odour trap, fire resistance class R120 with DIBT approval Z-19.17-1719 *)	Plastic, Stainl. steel	010141822	0,16	18	PG

> **NOTE** The detailed explanation of the footnotes can be found on page 388.

MEARIN PG EVO COVER

MEARIN PG EVO 1500 cover for outlet element, T and crossing element

Article	Material	Length (mm)	Inlet sect. area Ø cm ² /m above	EAN-Code	kg/unit	unit/pallet	MG
MEARIN PG EVO 1500 longitudinal bar grating for crossing, T and outlet element including 4 hexagon socket bolts M8x20 DIN 6912 *)	Stainl. steel	177	-	010141882	1,66	1	PG

MEA PARKING DECK DRAIN

Versions with sealing flange for OS installation (OS) or without sealing flange for mastic asphalt installation (AS).

MEA parking deck drain

Article	Material	Length (mm)	Width (mm)	Height (mm)	EAN-Code	kg/unit	unit/pallet	MG
MEA parking deck drain-OS 20x20 (AISI 316) Ø 110 mm including cover with 2-fold screw connection and dirt strainer. Including OS sealing flange (26x26 cm). Can be used for subsequent odour trap. *)	Stainl. steel (AISI 316)	260	260	32	010141881	0,00	1	PG
MEA parking deck drain-AS 20x20 (AISI 316) Ø 110 mm including cover with 2-fold screw connection and dirt strainer. Can be used for subsequent odour trap. *)	Stainl. steel (AISI 316)	200	200	32	010141883	0,00	1	PG

> **NOTE** The detailed explanation of the footnotes can be found on page 388.



MEARIN PLUS AND EXPERT

Our MEARIN drainage system made of GRP has been developed further, offering new features and more versatility when being installed. The MEARIN PLUS F shallow channels with loading class D 400 in nominal widths of 100, 150 and 200 mm are used wherever low installation heights are required (e.g. in ramp areas). The MEARIN PLUS drainage systems in nominal widths of 100, 150, 200 and 300 mm with loading class D 400 is perfectly suited, for use in city areas, for landscaping and for drainage of large areas or heavily frequented areas. The drainage channel system MEARIN PLUS 1000 is now available as slope channel (slope up to 20 meters). The MEARIN 1000 slope channels also come with 3 neutral channels (1000.0, 1010.0 and 1020.0)

This enables completely new possibilities in the planning and installation of the MEA GRP channels.


The MEARIN drainage range is rounded off with MEARIN EXPERT V (with galvanised steel edge) and MEARIN EXPERT E (with stainless steel edge), loading class E 600 and in nominal widths of 100, 150, 200 and 300 mm. The application range of MEARIN EXPERT extends from extreme conditions, whether in industrial areas, car parks or zones with heavy traffic, to logistics centers. The MEARIN EXPERT drainage channel can also be ordered with slope (up to 20 meters) for the nominal width 100 mm.




- > Light weight: Easier and more economical handling on the construction site and reduced transport costs
- > With CLIPFIX grating locking mechanism
- > Highly stable (up to class E 600)

- > **MEARIN PLUS/EXPERT without fall** in clear widths: 100, 150, 200 and 300 mm
- > **MEARIN PLUS/EXPERT with fall** in clear width: 100 mm
- > Sustainable: 100% recyclable
- > Design: Large selection of grates

MEARIN PLUS/EXPERT 1000 CHANNEL SYSTEM OVERVIEW



- 1- Innovative CLIPFIX grating locking mechanism
Gratings made of plastic, ductile iron, galvanised or stainless steel.
- 2- **MEARIN PLUS**: Highly-stable edge protection 6.0 mm made of glass-fibre-reinforced composite material.
- 3- **MEARIN EXPERT V/E**: Firmly anchored 4 mm edge protection made of galvanised (V) and stainless steel (E) fulfills even the highest requirements of users within the heavy load range.
- 4- High stability of the drainage channel body enables a broad utilization range, all the way up to drainage solutions of the class E 600.
- 5- Optimized flow cross section provides a higher drainage performance, and particularly provides a very good self-cleaning effect.
- 6- Practical plug system for an accurate setting of the drainage channel body with many strand variants.
- 7- Deep-seated anchorage bays in the drainage channel body guarantee stable attachment to the concrete bed
- 8- **MEARIN PLUS/EXPERT**: Glass-fibre-reinforced composite material - drainage channel body in thermosetting polymer quality guarantees a high maximum load bearing capacity, temperature stability and resistance to deformation.





- > Complete, sealable glass-fibre-reinforced composite
- > Channel system with accessories
- > For standardized application „EN 1433 conform“ CE compliant
- > MEARIN PLUS F 1000 shallow channels
- > With innovative CLIPFIX grating locking mechanism
- > Grates made of galvanised steel, stainless steel, ductile iron and plastic
- > With CLIPFIX grating locking mechanism

Glass-fibre-reinforced composite

Recycled plastic

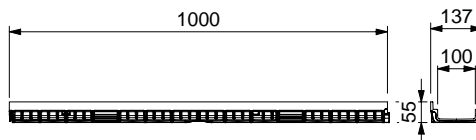
Polymer concrete

Metal

Rainwater treatment

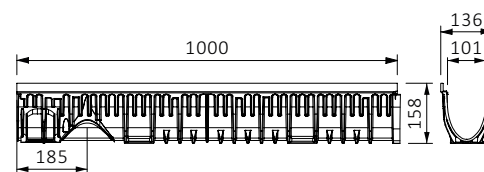
Other

MEARIN PLUS 1000 DRAINAGE CHANNEL WITH/WITHOUT FALL



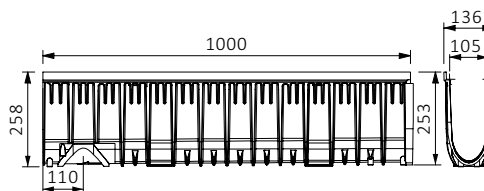
010140740

MEARIN PLUS F 1000 shallow drainage channel body without fall



012140002

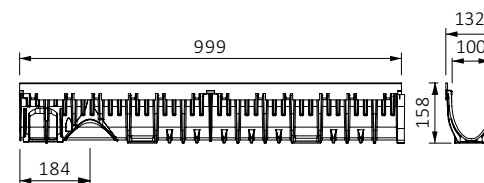
MEARIN PLUS 1000 drainage channel without fall



012140144

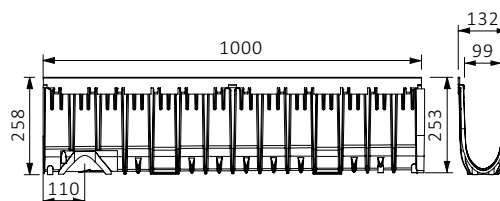
MEARIN PLUS 1000 drainage channel with fall

NEW



012140058

MEARIN EXPERT V/E 1000 drainage channel without fall



012140204

MEARIN EXPERT V/E 1000 drainage channel with fall

NEW

MEARIN PLUS F 1000 SHALLOW DRAINAGE CHANNEL WITH GRP EDGE AND SEALING JOINT ACCORDING TO EN 1433

Shallow channels made of glass-fibre-reinforced composite. Clear width 100 mm, total width 137 mm. Suitable for all channel covers **MEA 100 CLIPFIX, MEA TSC TOPSLOT, TSL 100** and **TSH 100 TOPSLOT**. For the realisation of water level slopes. Loading classes A 15 to D 400** according to EN 1433. Load capacity according to specification when installed according to the MEA installation instructions.

MEARIN PLUS F (BLACK) 1000 shallow drainage channel without fall. Loading classes up to D 400 **)

Article	Length (mm)	Height (mm)	EAN-Code	kg/unit	unit/pallet	MG
MEARIN PLUS F 1000.0/55 shallow drainage channel body **)	1000	55	010140740	1,87	96	MR
MEARIN PLUS F 1000.0 A/55 shallow drainage channel body with Ø 110 mm outlet ^{8) **)}	1000	55	010140742	1,87	88	MR
MEARIN PLUS F 1000.1/55 shallow drainage channel body **)	500	55	010140744	0,93	192	MR
MEARIN PLUS F 1000.1 RW/55 shallow drainage channel body for change of drain direction ^{15) **)}	500	55	010140746	0,93	192	MR
MEARIN PLUS F BLACK 1000.0/55 shallow drainage channel body **)	1000	55	010140569	1,87	96	MR
MEARIN PLUS F BLACK 1000.0 A/55 shallow drainage channel body with Ø 110 mm outlet ^{8) **)}	1000	55	010140745	1,87	88	MR
MEARIN PLUS F BLACK 1000.1/55 shallow drainage channel body **)	500	55	010140747	0,93	192	MR
MEARIN PLUS F BLACK 1000.1 RW/55 shallow drainage channel body for change of drain direction ¹⁵⁾	500	55	010140749	0,93	192	MR

MEARIN PLUS 1000 DRAINAGE CHANNEL WITHOUT FALL WITH GRP EDGE AND SEALING JOINT ACCORDING TO EN 1433

Channels made of glass-fibre-reinforced composite. Clear width 100 mm, total width 136 mm. Suitable for all channel covers **MEA 100 CLIPFIX, MEA TSL 100** and **TSH 100 TOPSLOT**. For the realisation of water level slopes. Loading classes A 15 to D 400** according to EN 1433. Load capacity according to specification when installed according to the MEA installation instructions.

MEARIN PLUS (BLACK) 1000 Drainage channel body without fall, loading classes up to D 400 **)

Article	Length (mm)	Height (mm)	EAN-Code	kg/unit	unit/pallet	MG
MEARIN PLUS 1000.0 Drainage channel body ^{4) 14) **)}	1000	158	012140002	3,60	85	MR
MEARIN PLUS 1000.1 Drainage channel body ^{3) **)}	500	158	012140004	2,00	170	MR
MEARIN PLUS 1000.1 RW Drainage channel body for change of drain direction ^{4) 14) 15) **)}	500	158	012140006	2,00	170	MR
MEARIN PLUS 1010.0 Drainage channel body ^{4) **)}	1000	208	012140120	4,34	68	MR
MEARIN PLUS 1010.1 Drainage channel body ^{3) **)}	500	208	012140122	2,17	136	MR
MEARIN PLUS 1010.1 RW Drainage channel body for change of drain direction ^{4) 15) **)}	500	208	012140124	2,17	136	MR
MEARIN PLUS 1020.0 Drainage channel body ^{4) **)}	1000	258	012140146	5,18	51	MR
MEARIN PLUS 1020.1 Drainage channel body ^{3) **)}	500	258	012140148	2,59	102	MR
MEARIN PLUS 1020.1 RW Drainage channel body for change of drain direction ^{4) 15) **)}	500	258	012140150	2,59	102	MR
MEARIN PLUS BLACK 1000.0 Drainage channel body ^{4) 14) **)}	1000	158	012140564	3,60	85	MR
MEARIN PLUS BLACK 1000.1 Drainage channel body ^{3) **)}	500	158	012140566	2,00	170	MR
MEARIN PLUS BLACK 1000.1 RW Drainage channel body for change of drain direction ^{4) 14) 15) **)}	500	158	012140568	2,00	170	MR

> **NOTE** The detailed explanation of the footnotes can be found on page 388.

MEARIN PLUS 1000 CHANNEL BODY WITH FALL (0.5%)**WITH GLASS-FIBRE-REINFORCED COMPOSITE EDGE AND SEALING JOINT ACCORDING TO EN 1433**

Channels made of glass-fibre-reinforced composite. Clear width 100 mm, total width 136 mm. Suitable for all drainage channel covers **MEA 100 CLIPFIX, TOPSLOTS TSL, TSC 100** and **TSH 100**. For the realisation of linear slopes (with slope 0.5%). Loading classes A 15 to D 400** according to EN 1433. Load capacity according to specification, when installed according to the MEA installation instructions.

MEARIN PLUS 1000 drainage channel body with fall 0.5%, Loading classes up to D 400 **)

Article	Length (mm)	Height (mm)	Height 2 (mm)	EAN-Code	kg/unit	unit/pallet	MG
MEARIN PLUS 1001 Drainage channel body **)	1000	158	163	012140100	3,70	85	MR
MEARIN PLUS 1002 Drainage channel body **)	1000	163	168	012140102	3,78	85	MR
MEARIN PLUS 1003 Drainage channel body **)	1000	168	173	012140104	3,85	85	MR
MEARIN PLUS 1004 Drainage channel body **)	1000	173	178	012140106	3,93	85	MR
MEARIN PLUS 1005 Drainage channel body **)	1000	178	183	012140108	4,00	85	MR
MEARIN PLUS 1006 Drainage channel body **)	1000	183	188	012140110	4,08	68	MR
MEARIN PLUS 1007 Drainage channel body **)	1000	188	193	012140112	4,16	68	MR
MEARIN PLUS 1008 Drainage channel body **)	1000	193	198	012140114	4,23	68	MR
MEARIN PLUS 1009 Drainage channel body **)	1000	198	203	012140116	4,31	68	MR
MEARIN PLUS 1010 Drainage channel body **)	1000	203	208	012140118	4,38	68	MR
MEARIN PLUS 1011 Drainage channel body **)	1000	208	213	012140126	4,46	68	MR
MEARIN PLUS 1012 Drainage channel body **)	1000	213	218	012140128	4,54	68	MR
MEARIN PLUS 1013 Drainage channel body **)	1000	218	223	012140130	4,61	68	MR
MEARIN PLUS 1014 Drainage channel body **)	1000	223	228	012140132	4,69	68	MR
MEARIN PLUS 1015 Drainage channel body **)	1000	228	233	012140134	4,76	68	MR
MEARIN PLUS 1016 Drainage channel body **)	1000	233	238	012140136	4,84	68	MR
MEARIN PLUS 1017 Drainage channel body **)	1000	238	243	012140138	4,92	51	MR
MEARIN PLUS 1018 Drainage channel body **)	1000	243	248	012140140	4,99	51	MR
MEARIN PLUS 1019 Drainage channel body **)	1000	248	253	012140142	5,07	51	MR
MEARIN PLUS 1020 Drainage channel body **)	1000	253	258	012140144	5,14	51	MR

MEARIN EXPERT 1000 DRAINAGE CHANNEL WITHOUT FALL WITH INTEGRATED EDGE MADE OF GALVANISED STEEL (V) OR STAINLESS STEEL (E) AND SEALING JOINT ACCORDING TO EN 1433

Channels made of glass-fibre-reinforced composite. Clear width 100 mm, total width 132 mm. Suitable for all channel covers **MEA 100 CLIPFIX**, **MEA TSL 100** and **TSH 100 TOPSLOT**. For the realisation of water level slopes. Loading classes A 15 to E 600** according to EN 1433. Load capacity according to specification when installed according to the MEA installation instructions.

MEARIN EXPERT V 1000 Drainage channel body without fall, loading classes up to E 600 **)

Article	Length (mm)	Height (mm)	EAN-Code	kg/unit	unit/pallet	MG
MEARIN EXPERT V 1000.0 Drainage channel body ^{4) 14) **)}	1000	158	012140058	5,60	85	MR
MEARIN EXPERT V 1000.1 Drainage channel body ^{3) **)}	500	158	012140060	2,80	170	MR
MEARIN EXPERT V 1000.1 RW Drainage channel body for change of drain direction ^{4) 14) 15) **)}	500	158	012140062	2,80	170	MR
MEARIN EXPERT V 1010.0 Drainage channel body ^{4) **)}	1000	208	012140180	6,41	68	MR
MEARIN EXPERT V 1010.1 Drainage channel body ^{3) **)}	500	208	012140182	3,20	136	MR
MEARIN EXPERT V 1010.1 RW Drainage channel body for change of drain direction ^{4) 15) **)}	500	208	012140184	3,20	136	MR
MEARIN EXPERT V 1020.0 Drainage channel body ^{4) **)}	1000	258	012140206	7,24	51	MR
MEARIN EXPERT V 1020.1 Drainage channel body ^{3) **)}	500	258	012140208	3,62	102	MR
MEARIN EXPERT V 1020.1 RW Drainage channel body for change of drain direction ^{4) 15) **)}	500	258	012140210	3,62	102	MR

Recycled plastic

Polymer concrete

MEARIN EXPERT E 1000 Drainage channel body without fall, loading classes up to E 600 **)

Article	Length (mm)	Height (mm)	EAN-Code	kg/unit	unit/pallet	MG
MEARIN EXPERT E 1000.0 Drainage channel body ^{4) **)}	1000	158	012140850	5,60	85	MR
MEARIN EXPERT E 1000.1 Drainage channel body ^{3) **)}	500	158	012140852	2,80	170	MR
MEARIN EXPERT E 1000.1 RW Drainage channel body for change of drain direction ^{4) **)}	500	158	012140854	2,80	170	MR
MEARIN EXPERT E 1010.0 Drainage channel body ^{4) **)}	1000	208	012140856	6,41	68	MR
MEARIN EXPERT E 1010.1 Drainage channel body ^{3) **)}	500	208	012140858	3,20	136	MR
MEARIN EXPERT E 1010.1 RW Drainage channel body for change of drain direction ^{4) **)}	500	208	012140860	3,20	136	MR
MEARIN EXPERT E 1020.0 Drainage channel body ^{4) **)}	1000	258	012140862	7,24	51	MR
MEARIN EXPERT E 1020.1 Drainage channel body ^{3) **)}	500	258	012140864	3,62	102	MR
MEARIN EXPERT E 1020.1 RW Drainage channel body for change of drain direction ^{4) **)}	500	258	012140866	3,62	102	MR

Metal

Rainwater treatment

Other

> **NOTE** The detailed explanation of the footnotes can be found on page 388.

MEARIN EXPERT 1000 DRAINAGE CHANNEL WITH FALL (0.5%) WITH INTEGRATED EDGE MADE OF GALVANISED STEEL (V) OR STAINLESS STEEL (E) AND SEALING JOINT ACCORDING TO EN 1433

Channel body made of glass fiber reinforced composite. Clear width 100 mm, total width 132 mm. Suitable for all channel covers **MEA 100 CLIPFIX, TOPSLOTS TSL 100** and **TSH 100**. For the realisation of linear fall (with fall 0.5%). Loading classes A 15 to E 600** according to EN 1433. Load capacity according to specification when installed according to the MEA installation instructions

MEARIN EXPERT V 1000 drainage channel body with 0.5% fall, Loading classes up to E 600 **)

Article	Length (mm)	Height (mm)	Height 2 (mm)	EAN-Code	kg/unit	unit/pallet	MG
MEARIN EXPERT V 1001 Drainage channel body **)	1000	158	163	012140160	5,77	85	MR
MEARIN EXPERT V 1002 Drainage channel body **)	1000	163	168	012140162	5,84	85	MR
MEARIN EXPERT V 1003 Drainage channel body **)	1000	168	173	012140164	5,92	85	MR
MEARIN EXPERT V 1004 Drainage channel body **)	1000	173	178	012140166	5,99	85	MR
MEARIN EXPERT V 1005 Drainage channel body **)	1000	178	183	012140168	6,07	85	MR
MEARIN EXPERT V 1006 Drainage channel body **)	1000	183	188	012140170	6,15	68	MR
MEARIN EXPERT V 1007 Drainage channel body **)	1000	188	193	012140172	6,22	68	MR
MEARIN EXPERT V 1008 Drainage channel body **)	1000	193	198	012140174	6,30	68	MR
MEARIN EXPERT V 1009 Drainage channel body **)	1000	198	203	012140176	6,37	68	MR
MEARIN EXPERT V 1010 Drainage channel body **)	1000	203	208	012140178	6,45	68	MR
MEARIN EXPERT V 1011 Drainage channel body **)	1000	208	213	012140186	6,53	68	MR
MEARIN EXPERT V 1012 Drainage channel body **)	1000	213	218	012140188	6,60	68	MR
MEARIN EXPERT V 1013 Drainage channel body **)	1000	218	223	012140190	6,68	68	MR
MEARIN EXPERT V 1014 Drainage channel body **)	1000	223	228	012140192	6,75	68	MR
MEARIN EXPERT V 1015 Drainage channel body **)	1000	228	233	012140194	6,83	68	MR
MEARIN EXPERT V 1016 Drainage channel body **)	1000	233	238	012140196	6,91	68	MR
MEARIN EXPERT V 1017 Drainage channel body **)	1000	238	243	012140198	6,98	51	MR
MEARIN EXPERT V 1018 Drainage channel body **)	1000	243	248	012140200	7,06	51	MR
MEARIN EXPERT V 1019 Drainage channel body **)	1000	248	253	012140202	7,13	51	MR
MEARIN EXPERT V 1020 Drainage channel body **)	1000	253	258	012140204	7,21	51	MR

> **NOTE** The detailed explanation of the footnotes can be found on page 388.

MEARIN EXPERT 1000 DRAINAGE CHANNEL WITH FALL (0.5%) WITH INTEGRATED EDGE MADE OF GALVANISED STEEL (V) OR STAINLESS STEEL (E) AND SEALING JOINT ACCORDING TO EN 1433

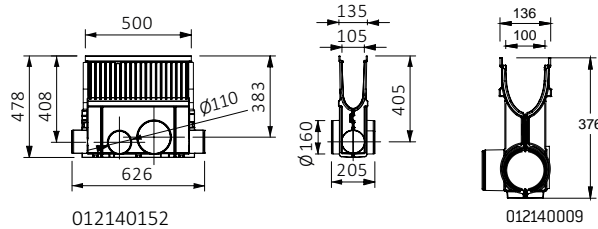

Channel body made of glass fiber reinforced composite. Clear width 100 mm, total width 132 mm. Suitable for all channel covers **MEA 100 CLIPFIX, TOPSLOTS TSL 100** and **TSH 100**. For the realisation of linear fall (with fall 0.5%). Loading classes A 15 to E 600** according to EN 1433. Load capacity according to specification when installed according to the MEA installation instructions

MEARIN EXPERT E 1000 drainage channel body with 0.5% fall, Loading classes up to E 600 **)

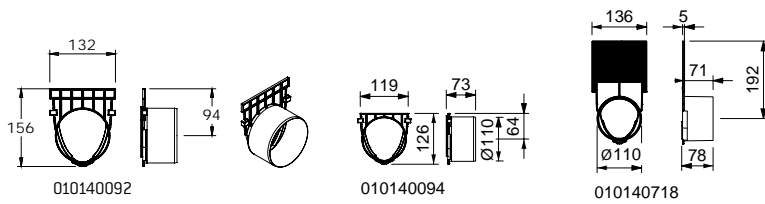

Article	Length (mm)	Height (mm)	Height 2 (mm)	EAN-Code	kg/unit	unit/pallet	MG
MEARIN EXPERT E 1001 Drainage channel ^{1)**}	1000	158	163	012140868	5,77	85	MR
MEARIN EXPERT E 1002 Drainage channel ^{1)**}	1000	163	168	012140870	5,84	85	MR
MEARIN EXPERT E 1003 Drainage channel ^{1)**}	1000	168	173	012140872	5,92	85	MR
MEARIN EXPERT E 1004 Drainage channel ^{1)**}	1000	173	178	012140874	5,99	85	MR
MEARIN EXPERT E 1005 Drainage channel ^{1)**}	1000	178	183	012140876	6,07	85	MR
MEARIN EXPERT E 1006 Drainage channel ^{1)**}	1000	183	188	012140878	6,15	68	MR
MEARIN EXPERT E 1007 Drainage channel ^{1)**}	1000	188	193	012140880	6,22	68	MR
MEARIN EXPERT E 1008 Drainage channel ^{1)**}	1000	193	198	012140882	6,30	68	MR
MEARIN EXPERT E 1009 Drainage channel ^{1)**}	1000	198	203	012140884	6,37	68	MR
MEARIN EXPERT E 1010 Drainage channel ^{1)**}	1000	203	208	012140886	6,45	68	MR
MEARIN EXPERT E 1011 Drainage channel ^{1)**}	1000	208	213	012140888	6,53	68	MR
MEARIN EXPERT E 1012 Drainage channel ^{1)**}	1000	213	218	012140890	6,75	68	MR
MEARIN EXPERT E 1013 Drainage channel ^{1)**}	1000	218	223	012140892	6,75	68	MR
MEARIN EXPERT E 1014 Drainage channel ^{1)**}	1000	223	228	012140894	6,75	68	MR
MEARIN EXPERT E 1015 Drainage channel ^{1)**}	1000	228	233	012140896	6,83	68	MR
MEARIN EXPERT E 1016 Drainage channel ^{1)**}	1000	233	238	012140898	6,91	68	MR
MEARIN EXPERT E 1017 Drainage channel ^{1)**}	1000	238	243	012140900	6,98	51	MR
MEARIN EXPERT E 1018 Drainage channel ^{1)**}	1000	243	248	012140902	7,06	51	MR
MEARIN EXPERT E 1019 Drainage channel ^{1)**}	1000	248	253	012140904	7,13	51	MR
MEARIN EXPERT E 1020 Drainage channel ^{1)**}	1000	253	258	012140906	7,21	51	MR

> **NOTE** The detailed explanation of the footnotes can be found on page 388.

MEARIN PLUS/EXPERT 1000 ACCESSORIES



MEARIN PLUS/EXPERT 1000 gullies



MEARIN PLUS/EXPERT 1000 end caps and connectors

MEARIN PLUS/EXPERT 1000 ACCESSORIES

MEARIN PLUS (BLACK) 1000 Gullies without drainage channel cover, with sediment bucket **)

Article	Length (mm)	Height (mm)	EAN-Code	kg/unit	unit/pallet	MG
MEARIN PLUS 1000.EK silt box with pipe connector \varnothing 110 mm + sediment bucket **)	500	376	012140008	4,40	16	MR
MEARIN PLUS 1000.EK silt box with pipe connector \varnothing 110 mm on one side for construction close to a facade + sediment bucket **)	500	376	012140009	4,70	16	MR
MEARIN PLUS 1020.EK silt box with pipe connector \varnothing 110 mm / \varnothing 160 mm + sediment bucket **)	500	478	012140152	5,78	16	MR
MEARIN PLUS BLACK 1000.EK silt box with pipe connector \varnothing 110 mm + sediment bucket **)	500	376	012140570	4,61	16	MR

MEARIN EXPERT V 1000 Gullies without drainage channel cover, with sediment bucket **)

Article	Length (mm)	Height (mm)	EAN-Code	kg/unit	unit/pallet	MG
MEARIN EXPERT V 1000.EK silt box with pipe connector \varnothing 110 mm + sediment bucket **)	500	376	012140064	5,40	16	MR
MEARIN EXPERT V 1020.EK silt box with pipe connector \varnothing 110 mm / \varnothing 160 mm + sediment bucket **)	500	478	012140212	6,82	16	MR

> NOTE The detailed explanation of the footnotes can be found on page 388.

MEARIN PLUS/EXPERT 1000 ACCESSORIES

MEARIN EXPERT E 1000 Silt box without drainage channel cover, with sediment bucket **)

Article	Length (mm)	Height (mm)	EAN-Code	kg/unit	unit/pallet	MG
MEARIN EXPERT E 1000.EK silt box with pipe connector \varnothing 110 mm + sediment bucket **)	500	376	012140908	5,40	16	MR
MEARIN EXPERT E 1020.EK silt box with pipe connector \varnothing 110 mm/ \varnothing 160 mm + sediment bucket **)	500	487	012140910	6,82	16	MR

MEARIN PLUS F 1000 end caps for shallow channels

Article	Material	Height (mm)	EAN-Code	kg/unit	unit/pallet	MG
MEARIN PLUS F 1000.SE End cap closed for shallow channel start/end	PC	55	010140748	0,03	1	MR
MEARIN PLUS F BLACK 1000.SE End cap closed for shallow channel start/end	PC	55	010140751	0,03	1	MR

MEARIN PLUS/EXPERT 1000 End caps

Article	Material	Height (mm)	Height 2 (mm)	EAN-Code	kg/unit	unit/pallet	MG
MEARIN PLUS/EXPERT 1000-1020.SE/ \varnothing 110 End cap closed for channel start/end with optional pipe connection \varnothing 110 mm, height-adjustable	PC	155	255	010140718	0,06	1	MR
MEARIN PLUS/EXPERT 1000.SE End cap closed for channel start/end	PP	156	-	010140090	0,04	1	MR
MEARIN PLUS/EXPERT 1000.E End cap with pipe outlet \varnothing 110 mm for channel end	PP	156	-	010140092	0,06	1	MR
MEARIN PLUS/EXPERT 1000.ES End cap with pipe outlet \varnothing 110 mm for a lateral channel connection	PP	126	-	010140094	0,08	1	MR
MEARIN PLUS BLACK 1000.SE End cap closed for channel start/end	PP	156	-	010140572	0,04	1	MR
MEARIN PLUS BLACK 1000.E End cap with outlet \varnothing 110 mm	PP	156	-	010140573	0,04	1	MR

MEARIN PLUS (BLACK)/EXPERT 1000 Connection accessories

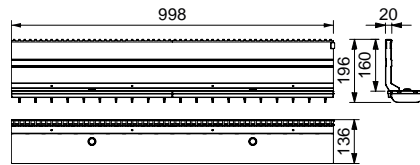
Article	Material	EAN-Code	kg/unit	unit/pallet	MG
MEARIN PLUS/EXPERT 1000.0 Adapter for lateral channel connection, for corner, T and cross connections	PP	010140096	0,04	1	MR
MEARIN PLUS/EXPERT 1010.0 Adapter for lateral channel connection, for corner, T and cross connection	PC	010140620	0,07	1	MR
MEARIN PLUS/EXPERT 1020.0 Adapter for lateral channel connection, for corner, T and cross connection	PC	010140622	0,08	1	MR
MEARIN PLUS/EXPERT 1010.T Channel connector for strand low point, channels No. 10	PC	010140624	0,04	1	MR
MEARIN PLUS/EXPERT 1020.T Channel connector for strand low point, channels No. 20	PC	010140626	0,05	1	MR
MEARIN PLUS/EXPERT 1000 Vertical outlet connection \varnothing 110 mm	PP	010140098	0,08	1	MR
MEARIN PLUS/EXPERT 1000 Odour trap, contains dirt filter and dirt trap	PP	010140100	0,20	1	MR
MEARIN PLUS/EXPERT 1000 Drainage kit, contains vertical outlet connector \varnothing 110 mm, odour trap and 2 end caps closed	PP	010140104	0,35	1	MR
MEARIN PLUS BLACK 1000 Outlet kit with vertical outlet connector \varnothing 110 mm, odour seal and 2 BLACK end caps closed	PP	010140105	0,35	1	MR

> **NOTE** The detailed explanation of the footnotes can be found on page 388.

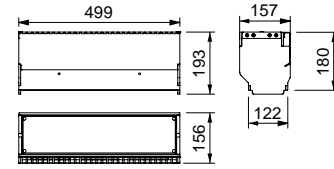
MEARIN PLUS/EXPERT DRAINAGE SYSTEM | CW 100

A 15 B 125 C 250 D 400** E 600**

MEA TSH 100 TOPSLOT



012152875



012152883

MEA TSH 100 TOPSLOT

MEA TSH 100 TOPSLOT

MEA TSH 100 TOPSLOT suitable for channel systems **MEARIN PLUS/EXPERT 1000, MEARIN PLUS F 1000, MEADRAIN EN 1000, MEADRAIN SV/SE/SG 1000** and **MEADRAIN SVF/SEF 1000**. Covers all ranges of applications. Loading classes A 15 to E 600** according to EN 1433. Load capacity according to specification, when installed according to the MEA installation instructions.

MEA TSH 100 TOPSLOT lateral, neck height 160 mm, loading class E 600 **)

Article	Material	Length (mm)	Inlet sect. area Ø cm ² /m above	EAN-Code	kg/unit	unit/pallet	MG
MEA TSH 100.0 / 160 TOPSLOT-E 600-Galv.steel-1 m-lateral incl. 2 ductile iron grates **)	Galv. steel	1000	96	012152875	10,80	1	GR
MEA TSH 100.1 / 160 TOPSLOT-E 600-Galv.steel-0.5 m-lateral incl. ductile iron grate **)	Galv. steel	500	96	012152877	5,40	1	GR
MEA TSH 100.R / 160 Inspection element upper part-E 600-Galv.-0.5 m-lateral **)	Galv. steel	500	96	012152883	13,50	1	GR
MEA TSH 100.0 / 160 TOPSLOT-E 600-Stainl.steel-1 m-lateral incl. 2 ductile iron grates **)	Stainl. steel	1000	96	012152879	10,80	1	GR
MEA TSH 100.1 / 160 TOPSLOT-E 600-Stainl.steel-0.5 m-lateral incl. ductile iron grate **)	Stainl. steel	500	96	012152881	5,40	1	GR
MEA TSH 100.R / 160 Inspection element upper part-E 600-Stainl.steel-0.5 m-lateral **)	Stainl. steel	500	96	012152885	13,50	1	GR

MEA TSH 100 TOPSLOT ACCESSORIES

MEA TSH TOPSLOT end caps

Article	Material	Height (mm)	EAN-Code	kg/unit	unit/pallet	MG
MEA TSH.SE End cap made of galvanised steel	Galv. steel	156	012159030	0,03	1	GR
MEA TSH.SE End cap made of stainless steel *)	Stainl. steel	156	012159031	0,03	1	GR

MEA TSH TOPSLOT accessories

Article	Material	EAN-Code	kg/unit	unit/pallet	MG
MEA TSH Construction cover-S, 1 m for TOPSLOT *)	Galv. steel	010159893	0,29	1	GR
MEA TSH Construction cover-R, 0.5 m for revision attachment *)	Galv. steel	010159895	0,16	1	GR
MEA TSH plastic caps for Inspection element upper part-thread for replacement delivery	PP	010152866	0,01	1	GR
MEA TSH quick connector for grating for replacement delivery	PP	010152900	0,01	1	GR
MEA TSH assembly tool- 2 items necessary	Galv. steel	010152858	0,19	1	GR

> **NOTE** The detailed explanation of the footnotes can be found on page 388.


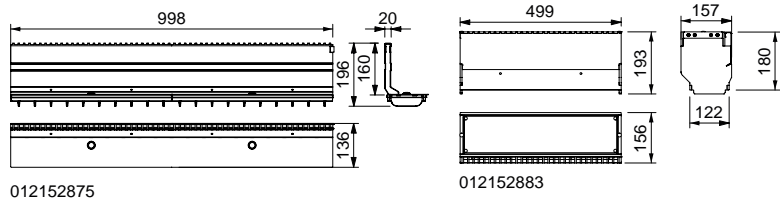
MEARIN PLUS/EXPERT DRAINAGE SYSTEM | CW 100

A 15 B 125 C 250 D 400** E 600**

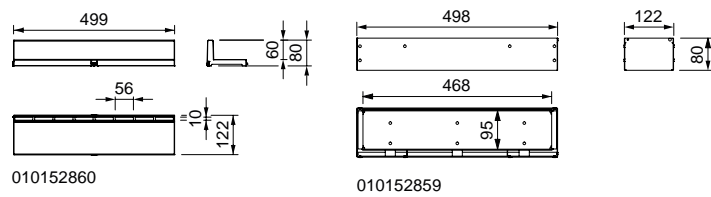
MEA TSH 100 SLIMSLOT/ TSC 100 TOPSLOT



MEA TSH 100 SLIMSLOT



MEA TSC 100 TOPSLOT



MEA TSH 100 SLIMSLOT

MEA TSH 100 SlimSlot suitable for channel systems **MEARIN PLUS/EXPERT 1000**, **MEARIN PLUS F 1000**, **MEADRAIN EN 1000**, **MEADRAIN SV/SE/SG 1000** and **MEADRAIN SVF/SEF 1000**. Load capacity according to specification when installed according to MEA installation instructions.

MEA TSH 100 SlimSlot lateral, galvanised steel, neck height 160 mm

Article	Material	Length (mm)	Inlet sect. area Ø cm ² /m above	EAN-Code	kg/unit	MG
MEA TSH SlimSlot 100 Offset galvanised steel-1 m *)	Galv. steel	1000	86,40	012159076	5,46	GR
MEA TSH SlimSlot 100 Offset galvanised steel 0.5 m *)	Galv. steel	500	43,20	012159077	2,63	GR
MEA TSH 100 TopSlot support frame 0.5 m *)	Ductile iron	500	-	012159029	3,14	GR
MEA TSH SlimSlot 100.R inspection element-E 600-galv.-0.5 m *)	Galv. steel	500	86	012159100	14,36	GR

MEA TSH 100 SLIMSLOT ACCESSORIES

MEA TSH TOPSLOT accessories

Article	Material	EAN-Code	kg/unit	unit/pallet	MG
MEA TSH Construction cover-S, 1 m for TOPSLOT *)	Galv. steel	010159893	0,29	1	GR
MEA TSH Construction cover-R, 0.5 m for revision attachment *)	Galv. steel	010159895	0,16	1	GR
MEA TSH plastic caps for Inspection element upper part-thread for replacement delivery	PP	010152866	0,01	1	GR
MEA TSH quick connector for grating for replacement delivery	PP	010152900	0,01	1	GR
MEA TSH assembly tool- 2 items necessary	Galv. steel	010152858	0,19	1	GR

MEA TSC 100 TOPSLOTS

MEA TSC 100 slotted top suitable for the channel systems **MEARIN PLUS/MEARIN EXPERT 1000**, **MEAHOME PLUS**, **MEADRAIN SV/SE/SG 1000**, **SVF/SEF 1000** and **MEATEC 130**. Loading classes A 15 according to DIN EN 1433. Loading capacity as specified, when installed according to MEA installation instructions.

MEA TSC 100 TOPSLOT lateral, PP, neck height 60 mm, loading class A 15

Article	Material	Length (mm)	Inlet sect. area Ø cm ² /m above	EAN-Code	kg/unit	unit/pallet	MG
MEA TSC 100/60 TOPSLOT-A 15-PP-0.5 m	Plastic	500	90	010152860	0,45	1	DY
MEA TSC 100.R/60-Galv. inspection element-A 15-0.5 m	Galv. steel	500	153	010152859	2,28	1	DY

MEA TSC 100 TOPSLOT ACCESSORIES

MEA TSL / TSC 100 Topslots Accessories

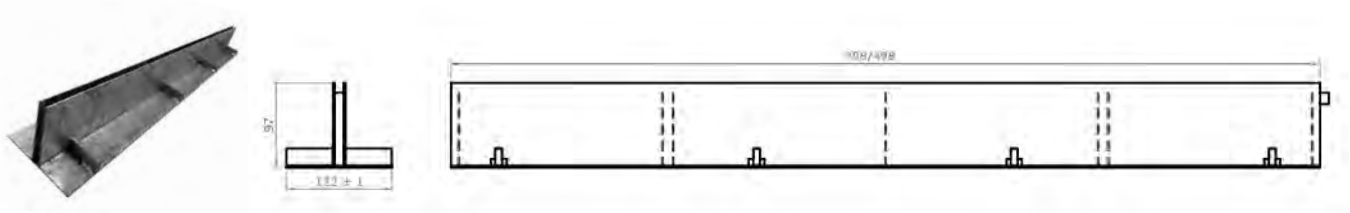
Article	Material	EAN-Code	kg/unit	unit/pallet	MG
MEA TSL-TSC Grate hook for TOPSLOT, 2 pieces required	Galv. steel	010152113	0,42	1	GR

> **NOTE** The detailed explanation of the footnotes can be found on page 388.

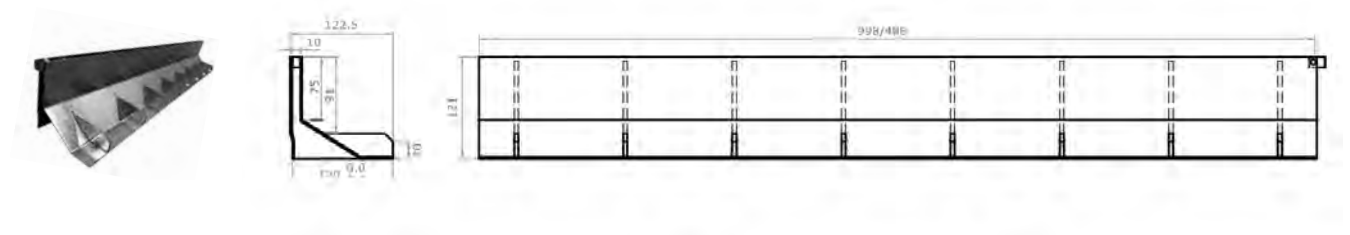
MEARIN PLUS/EXPERT DRAINAGE SYSTEM | CW 100

A 15 B 125 C 250 D 400** E 600**

MEA UK TOPSLOT 100



MEA UK TOPSLOT 100



MEA UK TOPSLOT 100

MEA UK TOPSLOT 100

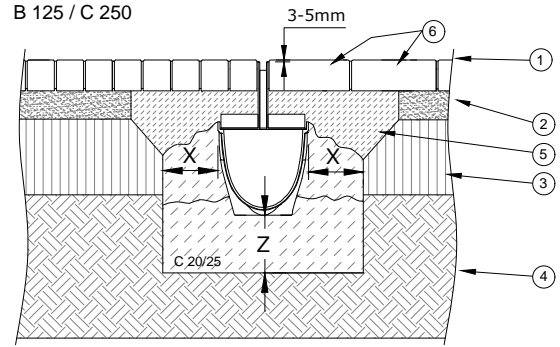
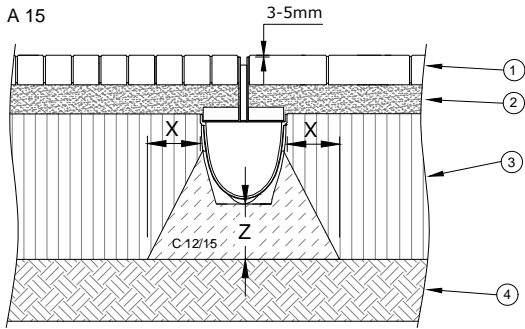
MEA UK TOPSLOT suitable for channel systems **MEARIN PLUS/EXPERT 1000, MEARIN PLUS F 1000, MEAFLUID 1000, MEADRAIN EN 1000, MEADRAIN SV/SE/SG 1000** and **MEADRAIN SVF/SEF 1000**. Load capacity according to specification when installed according to MEA installation instructions.

UK TOPSLOT

Article	Material	Height (mm)	Inlet sect. area Ø cm ² /m above	EAN-Code	kg/unit	MG
MEA TS UK100.0 TopSlot-galvanised steel-C 250-1 m centre	Galv. steel	97	99	010140488	4,10	GR
MEA TS UK100.1 TopSlot-galvanised steel-C 250-0.5 m centre	Galv. steel	97	99	010140490	2,05	GR
MEA TS UK100.R Inspection element upper part-galvanised steel-C 250-0.5 m centre	Galv. steel	97	99	010140492	3,20	GR
MEA TS UK100.0 TopSlot-galvanised steel-C 250-1 m side	Galv. steel	121	99	010140494	6,00	GR
MEA TS UK100.1 gal-TopSlot-galvanised steel-C 250-0.5 m side	Galv. steel	121	99	010140496	3,00	GR
MEA TS UK100.R Inspection element upper part-galvanised steel-C 250-0.5 m side	Galv. steel	121	99	010140498	5,00	GR
MEA TS UK100.0 TopSlot-stainless steel-C 250-1 m centre *)	Stainl. steel	97	99	010140500	4,10	GR
MEA TS UK100.1 TopSlot-stainless steel-C 250-0.5 m centre *)	Stainl. steel	97	99	010140502	2,05	GR
MEA TS UK100.R Inspection element upper part-stainless steel-C 250-0.5 m centre *)	Stainl. steel	97	99	010140504	3,20	GR
MEA TS UK100.0 TopSlot-stainless steel-C 250-1 m side *)	Stainl. steel	121	99	010140506	6,00	GR
MEA TS UK100.1 TopSlot-stainless steel-C 250-0.5 m side *)	Stainl. steel	121	99	010140508	3,00	GR
MEA TS UK100.R Inspection element upper part-stainless steel-C 250-0.5 m side *)	Stainl. steel	121	99	010140510	5,00	GR

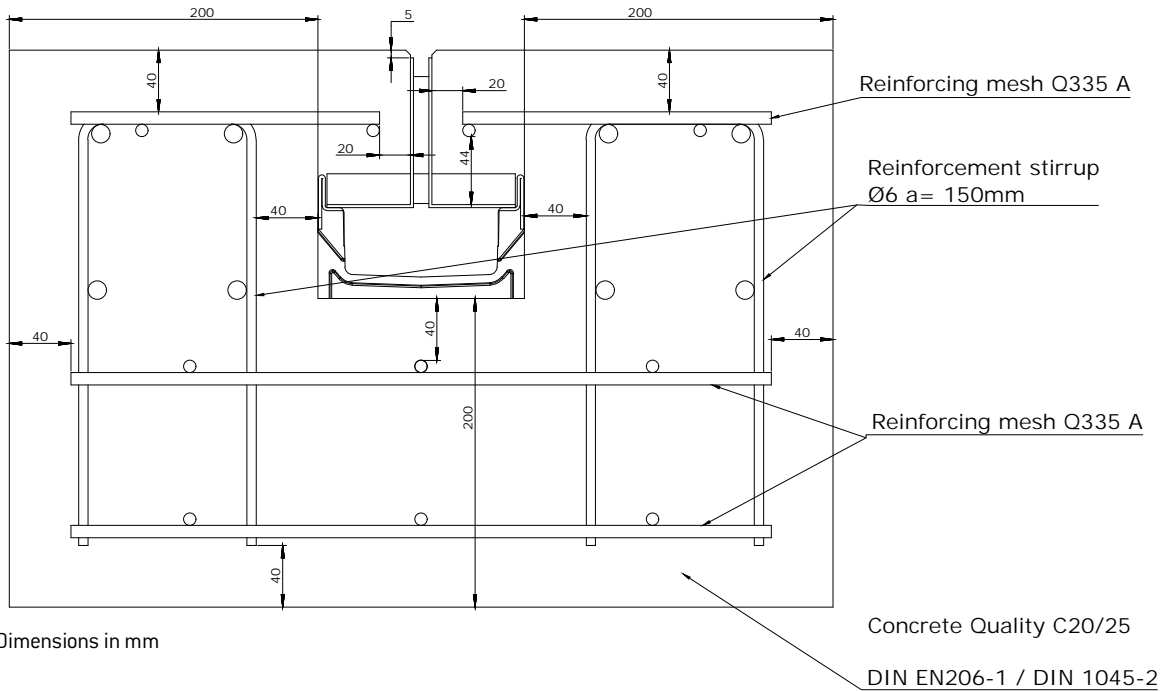
> **NOTE** The detailed explanation of the footnotes can be found on page 388.

MEA UK TOPSLOT (CENTRE) INSTALLATION



- ① Slab or Paving
- ② Pavement Bed
- ③ Ballast / gravel base course structure according to RStO
- ④ Natural soil
- ⑤ Mortar bed pavement
- ⑥ Grouting with Rompox Verkehr V2 or similar.

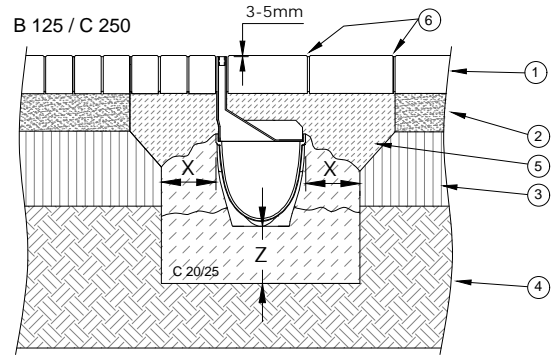
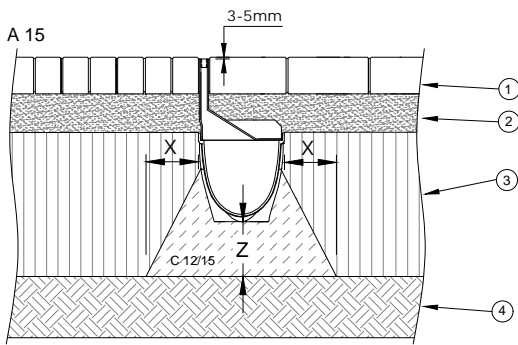
D 400**



Dimensions in mm

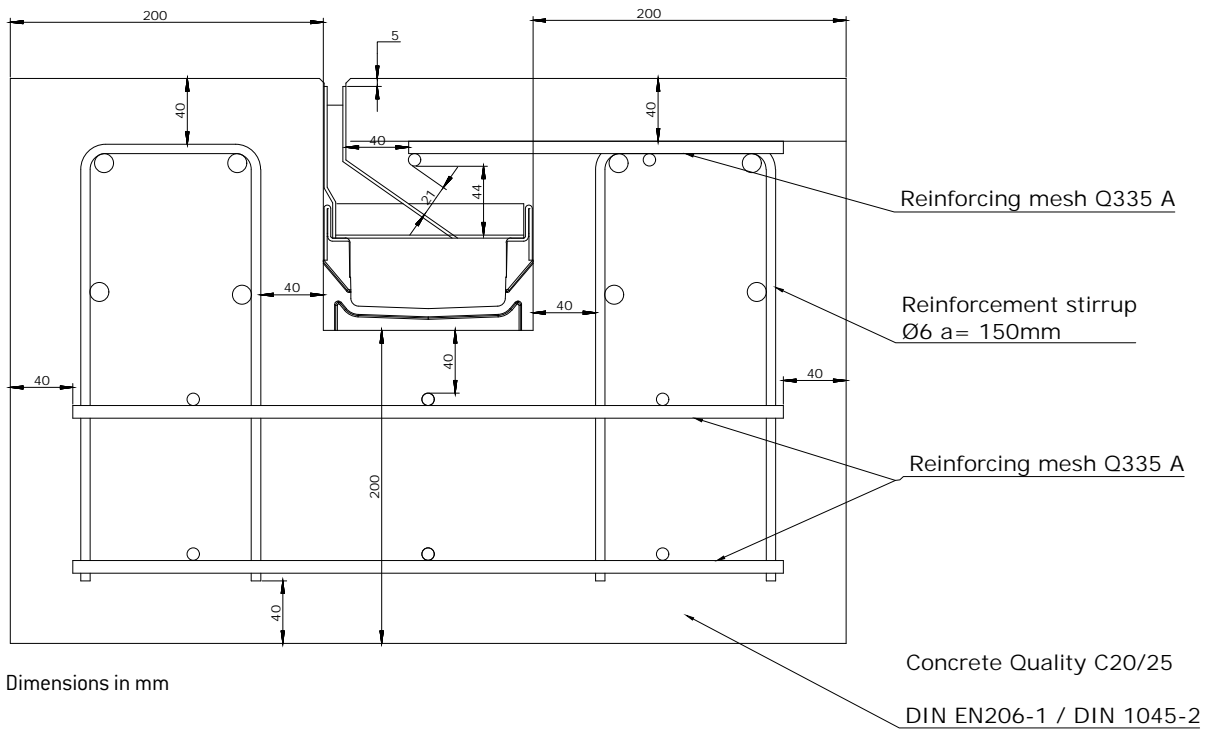
> NOTE The detailed explanation of the footnotes can be found on page 388.

MEA UK TOPSLOT (OFFSET) INSTALLATION



- ① Slab or Paving
- ② Pavement Bed
- ③ Ballast / gravel base course
- ④ Natural soil
- ⑤ Mortar bed pavement
- ⑥ Grouted joint

D 400**



> NOTE The detailed explanation of the footnotes can be found on page 388.

MEA 100 CLIPFIX CHANNEL COVERS



Longitudinal bar grating, heelguard



Ductile Iron slotted grating, heelguard



Plastic slotted grating, regranulate



Mesh grating 30/10



Slotted grating



Dotted grating, heelguard



Longitudinal bar grating



Longitudinal bar grating ductile iron



Ductile iron slotted grating



Ductile iron slotted grating



Ductile Iron WAVE



Design grating BAVARIA



Design grating HONEYCOMB



Ductile iron cover closed

MEARIN PLUS/EXPERT 100 TOPFIX CHANNEL COVERS

Suitable for **MEARIN PLUS/EXPERT 1000**, **MEAFUID**, **MEAHOME PLUS** and **MEAPARK**. Additionally boltable and with loading class A 15 according to EN 1433.

MEA 100 channel covers, loading class A 15 with non-bolted TOPFIX channel cover securement

Article	Material	Length (mm)	Inlet sect. area Ø cm ² /m above	EAN-Code	kg/unit	unit/pallet	MG
MEA 100 Galv. slotted grating-A 15-1 m 10/85 TX *)	Galv. steel	1000	280	010141704	1,13	400	GR
MEA 100 Galv. slotted grating-A 15-0.5 m 10/85 TX *)	Galv. steel	500	280	010141703	0,65	1	GR
MEA 100 Stainl. steel slotted grating-A 15-1 m 10/85 TX *)	Stainl. steel	1000	280	010141732	1,42	400	GR
MEA 100 Stainl. steel slotted grating-A 15-0.5 m 10/85 TX *)	Stainl. steel	500	280	010141734	0,71	1	GR

> **NOTE** The detailed explanation of the footnotes can be found on page 388.

MEA 100 CLIPFIX CHANNEL COVERS

With non-bolted CLIPFIX channel cover securement, with and without longitudinal shift protection. Suitable for the systems **MEARIN PLUS/EXPERT 1000**, **MEARIN PLUS F 1000**, **MEAHOME PLUS**, **MEAFUID 1000**, **MEAPARK**, **MEADRAIN SV/SE/SG 1000** and **MEADRAIN SVF/SEF 1000**. For drainage channel body and silt box, total width of grates 122 mm. Loading classes A 15 to E 600** according to EN 1433.

MEA 100 channel covers, loading class A 15 with non-bolted CLIPFIX channel cover securement

Article	Material	Length (mm)	Inlet sect. area Ø cm ² /m above	EAN-Code	kg/unit	unit/pallet	MG
MEA 100 Plastic longitudinal bar grating-A-0.5 m 39/7.7 CXL, black, heelguard	PP	500	159	010152570	0,40	252	GR
MEA 100 Plastic longitudinal bar grating-A-0.5 m 39/7.7 CXL, grey, heelguard	PP	500	159	010152572	0,40	252	GR
MEA 100 Galv. slotted grating-A 15-1 m 10/85 CX	Galv. steel	1000	280	010152107	1,42	150	GR
MEA 100 Galv. slotted grating-A 15-0.5 m 10/85 CX	Galv. steel	500	280	010152109	0,85	300	GR
MEA 100 Galv. longitudinal bar grating-A 15-1 m CX	Galv. steel	1000	609	010730798	2,87	300	GR
MEA 100 Galv. longitudinal bar grating-A 15-0.5 m CX	Galv. steel	500	609	010730800	1,49	300	GR
MEA 100 Galv. mesh grating-A 15-1 m 30/10 CX	Galv. steel	1000	845	010152204	2,48	168	GR
MEA 100 Galv. mesh grating-A 15-0.5 m 30/10 CX	Galv. steel	500	845	010152209	1,25	300	GR
MEA 100 Galvanised steel perforated grating-A 15-1 m Ø 6 mm CX, heelguard *)	Galv. steel	1000	170	010152920	1,75	150	GR
MEA 100 Galvanised steel perforated grating-A 15-0.5 m Ø 6 mm CX, heelguard *)	Galv. steel	500	170	010152922	0,95	100	GR
MEA 100 Stainl. steel slotted grating-A 15-1 m 10/85 CX *)	Stainl. steel	1000	280	010152223	1,42	100	GR
MEA 100 Stainl. steel slotted grating-A 15-0.5 m 10/85 CX *)	Stainl. steel	500	280	010152225	0,87	204	GR
MEA 100 Stainl. steel longitudinal bar grating-A 15-1 m CX *)	Stainl. steel	1000	609	010730802	2,73	60	GR
MEA 100 Stainl. steel longitudinal bar grating-A 15-0.5 m CX *)	Stainl. steel	500	609	010730804	1,35	300	GR
MEA 100 Stainl. steel mesh grating-A 15-1 m 30/10 CX *)	Stainl. steel	1000	845	010730334	2,60	100	GR
MEA 100 Stainl. steel mesh grating-A 15-0.5 m 30/10 CX *)	Stainl. steel	500	845	010730336	1,40	300	GR
MEA 100 Stainless steel perforated grating-A 15-1 m Ø 6 mm CX, heelguard *)	Stainl. steel	1000	170	010152924	1,75	100	GR
MEA 100 Stainless steel perforated grating-A 15-0.5 m Ø 6 mm CX, heelguard *)	Stainl. steel	500	170	010152926	0,95	50	GR

> **NOTE** The detailed explanation of the footnotes can be found on page 388.

MEA 100 CLIPFIX CHANNEL COVERS

With non-bolted CLIPFIX channel cover securement, with and without longitudinal shift protection. Suitable for the systems **MEARIN PLUS/EXPERT 1000**, **MEARIN PLUS F 1000**, **MEAHOME PLUS**, **MEAFUID 1000**, **MEAPARK**, **MEADRAIN SV/SE/SG 1000** and **MEADRAIN SVF/SEF 1000**. For drainage channel body and silt box, total width of grates 122 mm. Loading classes A 15 to E 600** according to EN 1433.

MEA 100 channel covers, loading class B 125 with non-bolted CLIPFIX channel cover securement

Article	Material	Length (mm)	Inlet sect. area Ø cm ² /m above	EAN-Code	kg/unit	unit/pallet	MG
MEA 100 Ductile iron slotted grating-B 125-0.5 m 12/95 CXL *)****)	Ductile iron	500	556	010145125	2,20	200	GR
MEA 100 recycled plastic slotted grating-B 125-0.5 m 6/45 CXL, heelguard	Regranulate	500	207	010152428	0,85	252	GR
MEA 100 Galv. longitudinal bar grating-B 125-1 m 31/7 CXL, heelguard	Galv. steel	1000	590	010730806	4,00	96	GR
MEA 100 Galv. longitudinal bar grating-B 125-0.5 m 31/7 CXL, heelguard	Galv. steel	500	590	010730808	1,99	300	GR
MEA 100 Galv. mesh grating-B 125-1 m 30/10 CXL	Galv. steel	1000	845	010152324	3,22	150	GR
MEA 100 Galv. mesh grating-B 125-0.5 m 30/10 CXL	Galv. steel	500	845	010152326	1,71	300	GR
MEA 100 Stainl. steel longitudinal bar grating-B 125-1 m 31/7 CXL, heelguard *)	Stainl. steel	1000	590	010730810	3,62	48	GR
MEA 100 Stainl. steel longitudinal bar grating-B 125-0.5 m 31/7 CXL, heelguard *)	Stainl. steel	500	590	010730812	1,86	300	GR

MEA 100 channel covers, loading class C 250 with non-bolted CLIPFIX channel cover securement

Article	Material	Length (mm)	Inlet sect. area Ø cm ² /m above	EAN-Code	kg/unit	unit/pallet	MG
MEA 100 Ductile iron slotted grating-C 250-0.5 m 10/95 CXL *)****)	Ductile iron	500	350	010152553	3,18	216	GR
MEA 100 Ductile iron slotted grating-C 250-0.5 m 5/95 CXL, heelguard *)****)	Ductile iron	500	156	010152555	3,31	200	GR
MEA 100 Design grating BAVARIA-C 250-0.5 m 10/21 CXL *)****)	Ductile iron	500	292	010152914	2,95	204	GR
MEA 100 Design grating HONEYCOMB-C 250-0.5 m 15/17 CXL *)****)	Ductile iron	500	206	010152910	3,38	204	GR
MEA 100 Ductile iron WAVE-grating-C 250-0,5 m 19/24 CXL *)****)	Ductile iron	500	546	010152440	3,84	216	GR
MEA 100 Ductile iron solid cover-C 250-0.5 m CXL *)****)	Ductile iron	500	-	010152557	3,80	200	GR
MEA 100 Plastic slotted grating-C 250-0.5 m 6/45 CXL, heelguard	Plastic	500	207	010152421	1,07	252	GR
MEA 100 Galv. mesh grating-C 250-1 m 30/10 CXL	Galv. steel	1000	857	010152328	5,35	150	GR
MEA 100 Galv. mesh grating-C 250-0.5 m 30/10 CXL	Galv. steel	500	857	010152330	2,76	195	GR
MEA 100 Stainl. steel longitudinal bar grating-C 250-1 m 31/7 CXL, heelguard *)	Stainl. steel	1000	590	010152450	4,48	100	GR
MEA 100 Stainl. steel longitudinal bar grating-C 250-0.5 m 31/7 CXL, heelguard *)	Stainl. steel	500	590	010152452	2,86	30	GR
MEA 100 Stainl. steel mesh grating-C 250-1 m 30/10 CXL *)	Stainl. steel	1000	857	010152332	5,23	60	GR
MEA 100 Stainl. steel mesh grating-C 250-0.5 m 30/10 CXL *)	Stainl. steel	500	857	010152334	2,64	150	GR

> **NOTE** The detailed explanation of the footnotes can be found on page 388.

MEA 100 CLIPFIX CHANNEL COVERS

With non-bolted CLIPFIX channel cover securement, with and without longitudinal shift protection. Suitable for the systems **MEARIN PLUS/EXPERT 1000, MEARIN PLUS F 1000, MEAHOME PLUS, MEAFLUID 1000, MEAPARK, MEADRAIN SV/SE/SG 1000** and **MEADRAIN SVF/SEF 1000**. For drainage channel body and silt box, total width of grates 122 mm. Loading classes A 15 to E 600** according to EN 1433.

MEA 100 channel covers, loading class D 400 with non-bolted CLIPFIX channel cover securement **)

Article	Material	Length (mm)	Inlet sect. area Ø cm ² /m above	EAN-Code	kg/unit	unit/pallet	MG
MEA 100 Ductile iron slotted grating-D 400-0.5 m 11/95 CXL *)**)*****)	Ductile iron	500	410	010712677	3,50	200	GR
MEA 100 Ductile iron slotted grating-D 400-0.5 m 5/95 CXL, heelguard *)**)*****)	Ductile iron	500	186	010152767	4,18	200	GR
MEA 100 Design grating BAVARIA-D 400-0.5 m 10/21 CXL *)**)*****)	Ductile iron	500	292	010713124	3,48	216	GR
MEA 100 Design grating HONEYCOMB-D 400-0.5 m 15/17 CXL *)**)*****)	Ductile iron	500	206	010713120	3,42	216	GR
MEA 100 Galv. Mesh grating-D 400-1 m 30/10 CXL *)**)	Galv. steel	1000	845	010152335	5,90	100	GR
MEA 100 Galv. Mesh grating-D 400-0.5 m 30/10 CXL *)**)	Galv. steel	500	845	010152337	2,90	150	GR
MEA 100 Stainl.steel mesh grating-D 400-1 m 30/10 CXL *)**)	Stainl. steel	1000	845	010152351	5,90	100	GR
MEA 100 Stainl.steel mesh grating-D 400-0.5 m 30/10 CXL *)**)	Stainl. steel	500	845	010152353	2,90	10	GR

Recycled plastic

Polymer concrete

MEA 100 channel covers, loading class E 600 with non-bolted CLIPFIX channel cover securement **)

Article	Material	Length (mm)	Inlet sect. area Ø cm ² /m above	EAN-Code	kg/unit	unit/pallet	MG
MEA 100 Ductile iron slotted grating-E 600-0.5 m 11/95 CXL *)**)*****)	Ductile iron	500	410	010712671	3,83	216	GR
MEA 100 Ductile iron slotted grating-E 600-0.5 m 5/95 CXL, heelguard *)**)*****)	Ductile iron	500	156	010712970	4,22	216	GR
MEA 100 Ductile iron longitudinal bar grating-E 600-0.5 m 19/7.7 CXL, heelguard ²⁰⁾ *)**)*****)	Ductile iron	500	380	010712703	3,56	204	GR
MEA 100 Ductile iron WAVE-grating-E 600-0.5 m 19/24 CXL *)**)*****)	Ductile iron	500	309	010712679	4,50	200	GR

Metal

Grid hook

Article	Material	EAN-Code	kg/unit	unit/pallet	MG
MEADRAIN/MEARIN Grid hook	Galv. steel	010152115	0,23	1	GR

MEA 100 CLIPFIX Anti-theft protection

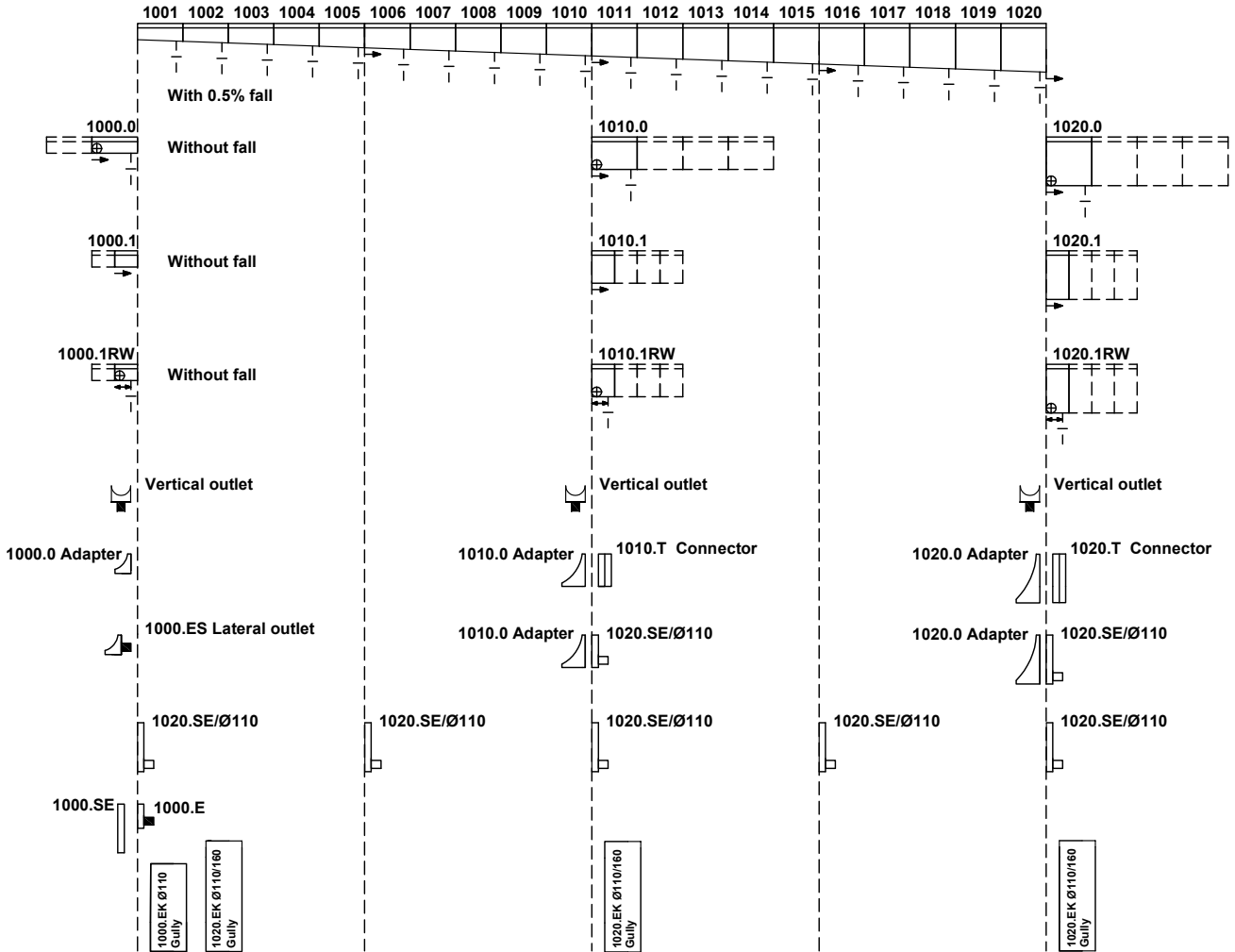
Article	Material	EAN-Code	kg/unit	unit/pallet	MG
MEA 100 CLIPFIX Anti-theft protection, bolt fixing required, 10 Pack. Cannot be used in the ME-ARIN PLUS F 1000.0 shallow channel and plastic gratings.	Plastic, Stainl. steel	010714705	0,60	1	GR

Rainwater treatment

Other

> **NOTE** The detailed explanation of the footnotes can be found on page 388.


MEARIN PLUS/ EXPERT 1000 according to DIN EN1433



- = Connection option for vertical drain
- = Connection option for corner-, t- and cross- connections
- = Utilization option as a flow direction change
- = Flow direction
- = Adapter for lateral connection for corner-, t- and cross-connections or front plate with connector
- = Connector between two tongue sides at line low point

- = Vertical outlet
- = Lateral outlet incl. adapter
- = Closed end cap plate for channel start and end
- = End cap with open outlet for channel end
- = Closed end cap plate for channel start/end with optional outlet

NOTES



Glass-fibre-reinforced composite

Recycled plastic


Polymer concrete

Metal

Rainwater treatment

Other

MEARIN PLUS/EXPERT 1500 SYSTEM OVERVIEW



1- Innovative CLIPFIX grating locking mechanism

Gratings made of ductile iron, galvanised or stainless steel.

2- **MEARIN PLUS**: Highly-stable edge protection 6.0 mm made of glass-fibre-reinforced composite material.

3- **MEARIN EXPERT V/E**: Firmly anchored 4 mm edge protection made of galvanised (V) and stainless steel (E) fulfills even the highest requirements of users within the heavy load range.


4- High stability of the drainage channel body enables a broad utilization range, all the way up to drainage solutions of the class E 600.

5- Optimized flow cross section provides a higher drainage performance, and particularly provides a very good self-cleaning effect.

6- Practical plug system for an accurate setting of the drainage channel body with many strand variants.

7- Deep-seated anchorage bays in the drainage channel body guarantee stable attachment to the concrete bed

8- **MEARIN PLUS/EXPERT**. Glass-fibre-reinforced composite material - drainage channel body in thermosetting polymer quality guarantees a high maximum load bearing capacity, temperature stability and resistance to deformation.





Glass-fibre-reinforced composite

Recycled plastic


Polymer concrete

Metal

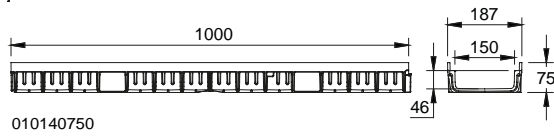
Rainwater treatment

Other

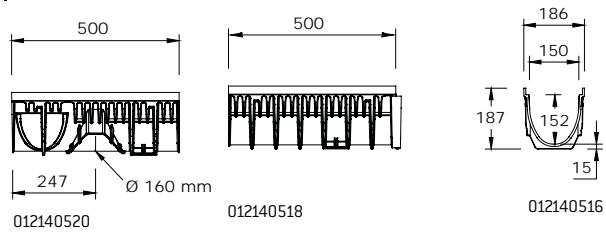
MEARIN PLUS/EXPERT 1500 CHANNELS



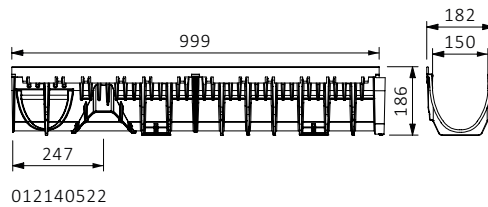
MEARIN PLUS F 1500 drainage channel



MEARIN PLUS 1500 drainage channel



MEARIN EXPERT V/E 1500 drainage channel



MEARIN PLUS F 1500 SHALLOW DRAINAGE CHANNEL WITH GRP EDGE AND SEALING JOINT ACCORDING TO EN 1433

Shallow channels made of glass-fibre-reinforced composite. Clear width 150 mm, total width 187 mm. Suitable for all channel covers **MEA 150 CLIPFIX** and **MEA TSH 150 TOPSLOT**. For the realisation of water level slopes. Loading classes A 15 to D 400** according to EN 1433. Load capacity according to specification when installed according to the MEA installation instructions.

MEARIN PLUS F (BLACK) 1500 Shallow drainage channel body without fall, loading classes up to D 400 **)

Article	Length (mm)	Height (mm)	EAN-Code	kg/unit	unit/pallet	MG
MEARIN PLUS F 1500.0/75 shallow drainage channel body **)	1000	75	010140750	2,56	60	MR
MEARIN PLUS F 1500.0 A/75 shallow drainage channel body with Ø 110 mm outlet ^{8) **)}	1000	75	010140752	2,56	54	MR
MEARIN PLUS F 1500.1/75 shallow drainage channel body **)	500	75	010140754	1,28	120	MR
MEARIN PLUS F 1500.1 RW/75 shallow drainage channel body for change of drain direction ^{15) **)}	500	75	010140756	1,28	120	MR
MEARIN PLUS F BLACK 1500.0/75 shallow drainage channel body **)	1000	75	010140753	2,56	60	MR
MEARIN PLUS F BLACK 1500.0 A/75 shallow drainage channel body with Ø 110 mm outlet ^{8) **)}	1000	75	010140755	2,56	54	MR
MEARIN PLUS F BLACK 1500.1/75 shallow drainage channel body **)	500	75	010140757	1,28	120	MR
MEARIN PLUS F BLACK 1500.1 RW/75 shallow drainage channel body for change of drain direction ^{15) **)}	500	75	010140759	1,28	120	MR

> **NOTE** The detailed explanation of the footnotes can be found on page 388.

MEARIN PLUS 1500 DRAINAGE CHANNEL WITHOUT FALL WITH GRP EDGE AND SEALING JOINT ACCORDING TO EN 1433

Channels made of glass-fibre-reinforced composite. Clear width 150 mm, total width 186 mm. Suitable for all channel covers **MEA 150 CLIPFIX** and **MEA TSH 150 TOPSLOT**. For the realisation of water level slopes. Loading classes A 15 to D 400** according to EN 1433. Load capacity according to specification when installed according to the MEA installation instructions.

MEARIN PLUS (BLACK) 1500 Drainage channel body without fall, loading classes up to D 400 **)

Article	Length (mm)	Height (mm)	EAN-Code	kg/unit	unit/pallet	MG
MEARIN PLUS 1500.0 Drainage channel body ^{5) 14) **)}	1000	187	012140516	4,50	44	MR
MEARIN PLUS 1500.1 Drainage channel body ^{3) **)}	500	187	012140518	2,25	88	MR
MEARIN PLUS 1500.1 RW Drainage channel body for change of drain direction ^{5) 14) 15) **)}	500	187	012140520	2,25	88	MR
MEARIN PLUS BLACK 1500.0 Drainage channel body ^{5) 14) **)}	1000	187	012140612	4,50	44	MR
MEARIN PLUS BLACK 1500.1 Drainage channel body ^{3) **)}	500	187	012140614	2,25	88	MR
MEARIN PLUS BLACK 1500.1 RW Drainage channel body for change of drain direction ^{5) 14) 15) **)}	500	187	012140616	2,25	88	MR

> **NOTE** The detailed explanation of the footnotes can be found on page 388.

MEARIN EXPERT 1500 DRAINAGE CHANNEL WITHOUT FALL WITH INTEGRATED EDGE MADE OF GALVANISED STEEL (V) OR STAINLESS STEEL (E) AND SEALING JOINT ACCORDING TO EN 1433

Channels made of glass-fibre-reinforced composite. Clear width 150 mm, total width 182 mm. Suitable for all channel covers **MEA 150 CLIPFIX** and **MEA TSH 150 TOPSLOT**. For the realisation of water level slopes. Loading classes A 15 to E 600** according to EN 1433. Load capacity according to specification when installed according to the MEA installation instructions.

MEARIN EXPERT V 1500 Drainage channel body without fall, loading classes to E 600 **)

Article	Length (mm)	Height (mm)	EAN-Code	kg/unit	unit/pallet	MG
MEARIN EXPERT V 1500.0 Drainage channel body ^{5) 14) **)}	1000	187	012140522	6,40	44	MR
MEARIN EXPERT V 1500.1 Drainage channel body ^{3) **)}	500	187	012140524	3,25	88	MR
MEARIN EXPERT V 1500.1 RW Drainage channel body for change of drain direction ^{5) 14) 15) **)}	500	187	012140526	3,25	88	MR

MEARIN EXPERT E 1500 Drainage channel body without fall, loading classes up to E 600 **)

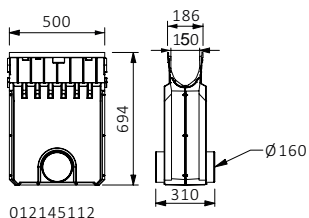
Article	Length (mm)	Height (mm)	EAN-Code	kg/unit	unit/pallet	MG
MEARIN EXPERT E 1500.0 Drainage channel body ^{5) 14) **)}	1000	187	012140912	6,40	44	MR
MEARIN EXPERT E 1500.1 Drainage channel body ^{3) **)}	500	187	012140914	3,25	88	MR
MEARIN EXPERT E 1500.1 RW Drainage channel body for change of drain direction ^{5) 14) 15) **)}	500	187	012140916	3,25	88	MR

> **NOTE** The detailed explanation of the footnotes can be found on page 388.


MEARIN PLUS/EXPERT 1500 ACCESSORIES



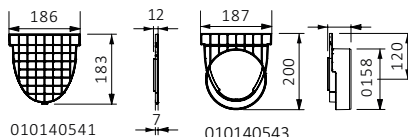
MEARIN PLUS/EXPERT 1500 gully



012145112




MEARIN PLUS/EXPERT 1500 end caps

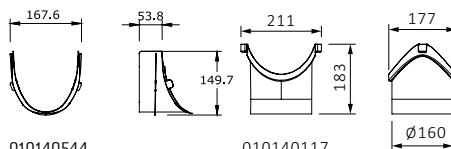


010140541

010140543



MEARIN PLUS/EXPERT 1500 accessories



010140544

010140117

MEARIN PLUS AND EXPERT 1500 ACCESSORIES

MEARIN PLUS (BLACK)/MEAFLLUID 1500 Silt box without cover, with sediment bucket **)

Article	Length (mm)	Height (mm)	EAN-Code	kg/unit	unit/pallet	MG
MEARIN PLUS/MEAFLLUID 1500.EK Silt box with pipe connector Ø 160 mm, incl. sediment bucket **)	500	694	012145112	7,00	12	MR
MEARIN PLUS BLACK 1500.EK Silt box with pipe connector Ø 160 mm, incl. sediment bucket **)	500	694	012140618	7,00	12	MR

MEARIN EXPERT V 1500 Silt box without cover, with sediment bucket **)

Article	Length (mm)	Height (mm)	EAN-Code	kg/unit	unit/pallet	MG
MEARIN EXPERT V 1500.EK silt box with pipe connector Ø 160 mm, incl. sediment bucket **)	500	694	012145110	7,80	12	MR

> NOTE The detailed explanation of the footnotes can be found on page 388.

MEARIN PLUS AND EXPERT 1500 ACCESSORIES

MEARIN EXPERT E 1500 Silt box without cover, with sediment bucket **)

Article	Length (mm)	Height (mm)	EAN-Code	kg/unit	unit/pallet	MG
MEARIN EXPERT E 1500.EK silt box for pipe connection Ø 160 mm, incl. sediment bucket **)	500	694	012140918	7,80	12	MR

MEARIN PLUS F (BLACK) 1500 end caps for shallow channel

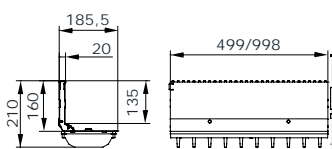
Article	Material	Height (mm)	EAN-Code	kg/unit	unit/pallet	MG
MEARIN PLUS F 1500.SE End cap closed for shallow channel start/end	PC	75	010140758	0,04	1	MR
MEARIN PLUS F BLACK 1500.SE End cap closed for shallow channel start/end	PC	75	010140761	0,04	1	MR

MEARIN PLUS (BLACK)/EXPERT 1500 Connection accessories and end caps

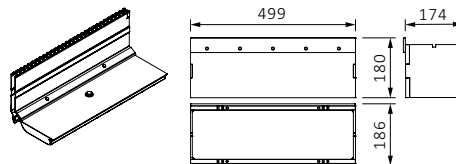
Article	Material	Height (mm)	EAN-Code	kg/unit	unit/pallet	MG
MEARIN PLUS/EXPERT 1500.SE End cap closed for channel start/end	PC	183	010140541	0,10	1	MR
MEARIN PLUS/EXPERT 1500.E End cap with outlet Ø 160 mm for channel end	PC	200	010140543	0,14	1	MR
MEARIN PLUS/EXPERT 1500 Adapter for lateral gutter connection, for corner, T- and cross connections	Galv. steel	150	010140544	0,60	1	MR
MEARIN PLUS/EXPERT 1500- 2000 Vertical outlet connection Ø 160 mm	PP	182	010140117	0,14	1	MR
MEARIN PLUS BLACK 1500.SE End cap closed for channel start/end	PC	183	010140545	0,10	1	MR
MEARIN PLUS BLACK 1500.E End cap with outlet Ø 160 mm for channel end	PC	200	010140547	0,14	1	MR

> **NOTE** The detailed explanation of the footnotes can be found on page 388.

MEA TSH 150 TOPSLOT



012152887 / 012152889



012152899 / 012152896

MEA TSH 150 TOPSLOT

MEA TSH 150 TOPSLOT

MEA TSH 150 TOPSLOT suitable for channel systems **MEARIN PLUS/EXPERT 1500, MEARIN PLUS F 1500, MEAFLUID 1500, MEADRAIN EN 1500, MEADRAIN SV/SE/SG 1500** and **MEADRAIN SVF/SEF 1500**. Covers all ranges of applications. Loading classes A 15 to E 600** according to EN 1433. Load capacity according to specification, when installed according to the MEA installation instructions.

MEA TSH 150 TOPSLOT lateral, neck height 160 mm, loading class E 600 **)

Article	Material	Length (mm)	Inlet sect. area Ø cm ² /m above	EAN-Code	kg/unit	unit/pallet	MG
MEA TSH 150.0 / 160 TOPSLOT-E 600-Galv.steel-1 m-lateral incl. 2 ductile iron grates **)	Galv. steel, Ductile iron	1000	96	012152887	17,60	1	GR
MEA TSH 150.1 / 160 TOPSLOT-E 600-Galv.steel-0.5 m-lateral incl. ductile iron grating *)**)	Galv. steel, Ductile iron	500	96	012152889	8,80	1	GR
MEA TSH 150.R / 160 Inspection element upper part-E 600-Galv. steel-0.5 m, additional grating necessary *)**)	Galv. steel	500	-	012152899	19,20	10	GR
MEA TSH 150.0 / 160 TOPSLOT-E 600-Stainl.steel-1 m-lateral incl. 2 ductile iron grates *)**)	Stainl. steel, Ductile iron	1000	96	012152891	17,60	1	GR
MEA TSH 150.1 / 160 TOPSLOT-E 600-Stainl.steel-0.5 m-lateral incl. ductile iron grating *)**)	Stainl. steel, Ductile iron	500	96	012152893	8,80	1	GR
MEA TSH 150.R / 160 Inspection element upper part-E 600-Stainl.steel-0.5 m *)**)	Stainl. steel	500	-	012152896	19,20	1	GR

> NOTE The detailed explanation of the footnotes can be found on page 388.

MEA TSH 150 TOPSLOT ACCESSORIES

MEA TSH TOPSLOT end caps

Article	Material	Height (mm)	EAN-Code	kg/unit	unit/pallet	MG
MEA TSH.SE End cap made of galvanised steel	Galv. steel	156	012159030	0,03	1	GR
MEA TSH.SE End cap made of stainless steel *)	Stainl. steel	156	012159031	0,03	1	GR

MEA TSH TOPSLOT accessories

Article	Material	EAN-Code	kg/unit	unit/pallet	MG
MEA TSH Construction cover-S, 1 m for TOPSLOT *)	Galv. steel	010159893	0,29	1	GR
MEA TSH Construction cover-R, 0.5 m for revision attachment *)	Galv. steel	010159895	0,16	1	GR
MEA TSH plastic caps for Inspection element upper part-thread for replacement delivery	PP	010152866	0,01	1	GR
MEA TSH quick connector for grating for replacement delivery	PP	010152900	0,01	1	GR
MEA TSH assembly tool- 2 items necessary	Galv. steel	010152858	0,19	1	GR

MEA 150 CHANNEL COVERS FOR MEA TSH 150 GULLIES

Exclusively for **MEA TSH 150 inspection top piece**, boltable, total width of the gratings 172 mm. Loading classes A 15 to E 600** according to EN 1433.

MEA EN 150 Cover for MEA TSH 150 inspection element upper part, 4-fold boltable, loading classes up to F 900 **)

Article	Material	Length (mm)	Inlet sect. area Ø cm ² /m above	EAN-Code	kg/unit	unit/pallet	MG
MEA 150 Ductile iron slotted grating-D 400-0.5 m 12/154 bolt fixing required *)***)****)	Ductile iron	500	630	010151173	6,20	130	MD
MEA 150 Ductile iron slotted grating-F 900-0.5 m 12/147 bolt fixing required *)***)****)	Ductile iron	500	520	010151169	8,00	120	MD
MEA TSH 150/200/300 Grating locking bolt with washer for inspection element, 4 pieces/grating will be needed *)	Stainl. steel	-	-	010153104	0,02	1	GR

> **NOTE** The detailed explanation of the footnotes can be found on page 388.

MEA TSH 150 SLIMSLOT



MEA TSH 150 SLIMSLOT

MEA TSH 150 SLIMSLOT

MEA TSH 150 SlimSlot suitable for channel systems **MEARIN PLUS/EXPERT 1500, MEARIN PLUS F 1500, MEADRAIN EN 1500, MEADRAIN SV/SE/SG 1500** and **MEADRAIN SVF/SEF 1500**. Load capacity according to specification when installed according to MEA installation instructions.

MEA TSH 150 SLIMSLOT lateral, galvanised steel, neck height 160 mm

Article	Material	Length (mm)	Inlet sect. area Ø cm ² /m above	EAN-Code	kg/unit	unit/pallet	MG
MEA TSH SlimSlot 150 Offset galvanised steel 1 m ^{*)}	Galv. steel	1000	86,40	012159084	5,98		GR
MEA TSH SlimSlot 150 Offset galvanised steel 0.5 m ^{*)}	Galv. steel	500	43,20	012159085	2,96		GR
MEA TSH 150 TopSlot support frame 0.5 m ^{*)}	Ductile iron	500	-	012159028	5,83		GR
MEA TSH 150.R / 160 Inspection element upper part-E 600-Galv. steel-0.5 m, additional grating necessary ^{*)**)}	Galv. steel	500	-	012159102	19,20	10	GR

> **NOTE** The detailed explanation of the footnotes can be found on page 388.

MEA TSH 150 SLIMSLOT ACCESSORIES

MEA TSH TOPSLOT accessories

Article	Material	EAN-Code	kg/unit	unit/pallet	MG
MEA TSH Construction cover-S, 1 m for TOPSLOT *)	Galv. steel	010159893	0,29	1	GR
MEA TSH Construction cover-R, 0.5 m for revision attachment *)	Galv. steel	010159895	0,16	1	GR
MEA TSH plastic caps for Inspection element upper part-thread for replacement delivery	PP	010152866	0,01	1	GR
MEA TSH quick connector for grating for replacement delivery	PP	010152900	0,01	1	GR
MEA TSH assembly tool- 2 items necessary	Galv. steel	010152858	0,19	1	GR

MEA 150 CHANNEL COVERS FOR MEA TSH 150 GULLIES

Exclusively for **MEA TSH 150 inspection top piece**, boltable, total width of the gratings 172 mm

MEA EN 150 Cover for MEA TSH 150 inspection element upper part, 4-fold boltable, loading classes up to F 900 **)


Article	Material	Length (mm)	Inlet sect. area Ø cm ² /m above	EAN-Code	kg/unit	unit/pallet	MG
MEA 150 Ductile iron slotted grating-D 400-0.5 m 12/154 bolt fixing required *)***)****)	Ductile iron	500	630	010151173	6,20	130	MD
MEA 150 Ductile iron slotted grating-F 900-0.5 m 12/147 bolt fixing required *)***)****)	Ductile iron	500	523	010151169	8,00	120	MD
MEA TSH 150/200/300 Grating locking bolt with washer for inspection element, 4 pieces/grating will be needed *)	Stainl. steel	-	-	010153104	0,02	1	GR

> **NOTE** The detailed explanation of the footnotes can be found on page 388.

MEA 150 CLIPFIX CHANNEL COVERS



Mesh grating 30/10




Ductile iron slotted grating



Longitudinal bar grating



Ductile Iron WAVE grating



Design grating HONEYCOMB



Design grating BAVARIA

MEA 150 CLIPFIX CHANNEL COVERS

With non-bolted CLIPFIX channel cover securement, with longitudinal shift protection. Suitable for the systems **MEARIN PLUS/EXPERT 1500**, **MEARIN PLUS F 1500**, **MEADRAIN SV/SE/SG 1500** and **MEADRAIN SVF/SEF 1500**. For drainage channel body and silt box, total width of grates 172 mm. Loading classes B 125 to E 600** according to EN 1433.

MEA 150 channel covers, loading class B 125 with non-bolted CLIPFIX channel cover securement

Article	Material	Length (mm)	Inlet sect. area Ø cm ² /m above	EAN-Code	kg/unit	unit/pallet	MG
MEA 150 Ductile iron slotted grating-B 125-0.5 m 12/147 CXL *)****)	Ductile iron	500	304	010712837	4,05	168	GR
MEA 150 Galv. longitudinal bar grating-B 125-1 m 31/7 CXL, heelguard	Galv. steel	1000	834	010730814	5,70	204	GR
MEA 150 Galv. longitudinal bar grating-B 125-0.5 m 31/7 CXL, heelguard	Galv. steel	500	834	010730816	3,01	204	GR
MEA 150 Galv. mesh grating-B 125-1 m 30/10 CXL	Galv. steel	1000	1338	010712834	4,71	100	GR
MEA 150 Galv. mesh grating-B 125-0.5 m 30/10 CXL	Galv. steel	500	1338	010712836	2,43	1	GR
MEA 150 Stainl. steel longitudinal bar grating-B 125-1 m 31/7 CXL, heelguard *)	Stainl. steel	1000	834	010730818	5,98	204	GR
MEA 150 Stainl. steel longitudinal bar grating-B 125-0.5 m 31/7 CXL, heelguard *)	Stainl. steel	500	834	010730820	3,03	204	GR
MEA 150 Stainl. steel mesh grating-B 125-1 m 30/10 CXL *)	Stainl. steel	1000	1338	010152336	5,00	204	GR
MEA 150 Stainl. steel mesh grating-B 125-0.5 m 30/10 CXL *)	Stainl. steel	500	1338	010152338	2,50	100	GR

> NOTE The detailed explanation of the footnotes can be found on page 388.

MEA 150 CLIPFIX CHANNEL COVERS

With non-bolted CLIPFIX channel cover securement, with longitudinal shift protection. Suitable for the systems **MEARIN PLUS/EXPERT 1500**, **MEARIN PLUS F 1500**, **MEADRAIN SV/SE/SG 1500** and **MEADRAIN SVF/SEF 1500**. For drainage channel body and silt box, total width of grates 172 mm. Loading classes B 125 to E 600** according to EN 1433.

MEA 150 channel covers, loading class C 250 with non-bolted CLIPFIX channel cover securement

Article	Material	Length (mm)	Inlet sect. area Ø cm ² /m above	EAN-Code	kg/unit	unit/pallet	MG
MEA 150 Ductile iron slotted grating-C 250-0.5 m 12/147 CXL *)****)	Ductile iron	500	610	010712838	5,39	180	GR
MEA 150 Design grating BAVARIA-C 250-0.5 m 10/21 CXL *)****)	Ductile iron	500	445	010713280	4,98	104	GR
MEA 150 Design grating HONEYCOMB-C 250-0.5 m 15/17 CXL *)****)	Ductile iron	500	336	010713128	5,10	216	GR
MEA 150 Galv. mesh grating-C 250-1 m 30/10 CXL *)	Galv. steel	1000	1338	010152340	8,46	80	GR
MEA 150 Galv. mesh grating-C 250-0.5 m 30/10 CXL *)	Galv. steel	500	1338	010152342	4,16	20	GR
MEA 150 Stainl. steel mesh grating-C 250-1 m 30/10 CXL *)	Stainl. steel	1000	1338	010152344	8,25	204	GR
MEA 150 Stainl. steel mesh grating-C 250-0.5 m 30/10 CXL *)	Stainl. steel	500	1338	010152346	4,20	204	GR

MEA 150 channel covers, loading class D 400 with non-bolted CLIPFIX channel cover securement **)

Article	Material	Length (mm)	Inlet sect. area Ø cm ² /m above	EAN-Code	kg/unit	unit/pallet	MG
MEA 150 Ductile iron slotted grating-D 400-0.5 m 12/147 CXL *)****)	Ductile iron	500	610	010712840	6,25	140	GR
MEA 150 Design grating BAVARIA-D 400-0.5 m 10/21 CXL *)****)	Ductile iron	500	445	010713288	5,93	104	GR
MEA 150 Design grating HONEYCOMB-D 400-0.5 m 15/17 CXL *)****)	Ductile iron	500	336	010713284	5,98	104	GR
MEA 150 Galv. mesh grating-D 400-1 m 30/10 CXL *)**)	Galv. steel	1000	1338	010152345	10,00	150	GR
MEA 150 Galv. mesh grating-D 400-0.5 m 30/10 CXL *)**)	Galv. steel	500	1338	010152347	5,00	100	GR
MEA 150 Stainl. steel mesh grating-D 400-1 m 30/10 CXL *)**)	Stainl. steel	1000	1338	010152361	10,00	204	GR
MEA 150 Stainl. steel mesh grating-D 400-0.5 m 30/10 CXL *)**)	Stainl. steel	500	1338	010152363	5,00	204	GR

MEA 150 channel covers, loading class E 600 with non-bolted CLIPFIX channel cover securement **)

Article	Material	Length (mm)	Inlet sect. area Ø cm ² /m above	EAN-Code	kg/unit	unit/pallet	MG
MEA 150 Ductile iron slotted grating-E 600-0.5 m 18/147 CXL *)****)	Ductile iron	500	830	010712866	6,95	120	GR
MEA 150 Ductile iron WAVE grating-E 600-0.5 m 21/24 CXL *)****)	Ductile iron	500	405	010712841	9,40	104	GR

Grid hook

Article	Material	EAN-Code	kg/unit	unit/pallet	MG
MEADRAIN/MEARIN Grid hook	Galv. steel	010152115	0,23	1	GR

MEA 150 CLIPFIX Anti-theft protection


Article	Material	EAN-Code	kg/unit	unit/pallet	MG
MEA 150 CLIPFIX Anti-theft protection, bolt fixing required, 10 Pack	Plastic, Stainl. steel	010714707	1,20	1	GR


> **NOTE** The detailed explanation of the footnotes can be found on page 388.

MEARIN PLUS/EXPERT 2000 SYSTEM OVERVIEW



- 1- Innovative CLIPFIX grating locking mechanism.
Gratings made of ductile iron, galvanised or stainless steel.
- 2- **MEARIN PLUS**: Highly-stable edge protection 6.0 mm made of glass-fibre-reinforced composite material.
- 3- **MEARIN EXPERT V/E**: Firmly anchored 4 mm edge protection made of galvanised (V) and stainless steel (E) fulfills even the highest requirements of users within the heavy load range.
- 4- High stability of the drainage channel body enables a broad utilization range, all the way up to drainage solutions of the class E 600.
- 5- Optimized flow cross section provides a higher drainage performance, and particularly provides a very good self-cleaning effect.
- 6- Practical plug system for an accurate setting of the drainage channel body with many strand variants.
- 7- Deep-seated anchorage bays in the drainage channel body guarantee stable attachment to the concrete bed.
- 8- **MEARIN PLUS/EXPERT**: Glass-fibre-reinforced composite material - drainage channel body in thermosetting polymer quality guarantees a high maximum load bearing capacity, temperature stability and resistance to deformation.





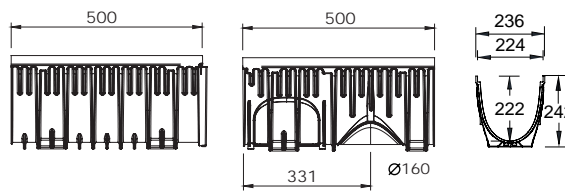
- > Complete, sealable glass-fibre-reinforced composite channel system with accessories
- > For standardized application, EN 1433 conform
- > CE compliant
- > With innovative CLIPFIX grating locking mechanism
- > Grates made of galvanised steel, stainless steel and ductile iron with CLIPFIX grating locking mechanism
- > MEARIN PLUS F 2000 shallow channels

MEARIN PLUS/EXPERT 2000 CHANNELS



010140760

MEARIN PLUS F 2000 shallow drainage channel

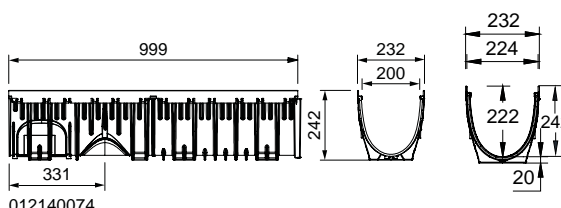


012140036

012140038

012140034

MEARIN PLUS 2000 drainage channel



012140074

012140076

MEARIN EXPERT V/E 2000 drainage channel

MEARIN PLUS F 2000 SHALLOW DRAINAGE CHANNEL WITH GRP EDGE AND SEALING JOINT ACCORDING TO EN 1433

Shallow channel made of glass-fibre-reinforced composite material. Clear width 200 mm, total width 237 mm. Suitable for all channel covers **MEA 200 CLIPFIX** and **MEA TSH 200 TOPSLOT**. For the realisation of water level slopes. Loading classes A 15 to D 400** according to EN 1433. Load capacity according to specification when installed according to the MEA installation instructions.

MEARIN PLUS F (BLACK) 2000 Shallow drainage channel body without fall, loading classes up to D 400 **)

Article	Length (mm)	Height (mm)	EAN-Code	kg/unit	unit/pallet	MG
MEARIN PLUS F 2000.0/100 shallow drainage channel body **)	1000	100	010140760	3,38	50	MR
MEARIN PLUS F 2000.0 A/100 shallow drainage channel body with Ø 110 mm outlet ^{8) **)}	1000	100	010140762	3,38	45	MR
MEARIN PLUS F 2000.1/100 shallow drainage channel body **)	500	100	010140764	1,69	100	MR
MEARIN PLUS F 2000.1 RW/100 shallow drainage channel body for change of drain direction ^{15) **)}	500	100	010140766	1,69	100	MR
MEARIN PLUS F BLACK 2000.0/100 shallow drainage channel body **)	1000	100	010140763	3,38	50	MR
MEARIN PLUS F BLACK 2000.0 A/100 shallow drainage channel body with Ø 110 mm outlet ^{8) **)}	1000	100	010140765	3,38	45	MR
MEARIN PLUS F BLACK 2000.1/100 shallow drainage channel body **)	500	100	010140767	1,69	100	MR
MEARIN PLUS F BLACK 2000.1 RW/100 shallow drainage channel body for change of drain direction ^{15) **)}	500	100	010140769	1,69	100	MR

> **NOTE** The detailed explanation of the footnotes can be found on page 388.

MEARIN PLUS 2000 DRAINAGE CHANNEL WITHOUT FALL WITH GRP EDGE AND SEALING JOINT ACCORDING TO EN 1433

Channel made of glass-fibre-reinforced composite material. Clear width 200 mm, total width 236 mm. Suitable for all channel covers **MEA 200 CLIPFIX** and **MEA TSH 200 TOPSLOT**. For the realisation of water level slopes. Loading classes A 15 to D 400** according to EN 1433. Load capacity according to specification when installed according to the MEA installation instructions.

MEARIN PLUS 2000 Drainage channel body without fall, loading classes up to D 400 **)

Article	Length (mm)	Height (mm)	EAN-Code	kg/unit	unit/pallet	MG
MEARIN PLUS 2000.0 Drainage channel body ^{5) 14) **)}	1000	242	012140034	6,00	27	MR
MEARIN PLUS 2000.1 Drainage channel body ^{3) **)}	500	242	012140036	3,35	54	MR
MEARIN PLUS 2000.1 RW Drainage channel for change of drain direction ^{5) 14) 15) **)}	500	242	012140038	3,35	54	MR

MEARIN EXPERT 2000 DRAINAGE CHANNEL WITHOUT FALL WITH INTEGRATED EDGE MADE OF GALVANISED STEEL (V) OR STAINLESS STEEL (E) AND SEALING JOINT ACCORDING TO EN 1433

Channel made of glass-fibre-reinforced composite material. Clear width 200 mm, total width 232 mm. Suitable for all channel covers **MEA 200 CLIPFIX** and **MEA TSH 200 TOPSLOT**. For the realisation of water level slopes. Loading classes A 15 to E 600** according to EN 1433. Load capacity according to specification when installed according to the MEA installation instructions.

MEARIN EXPERT V 2000 Drainage channel body without fall, loading classes up to E 600 **)

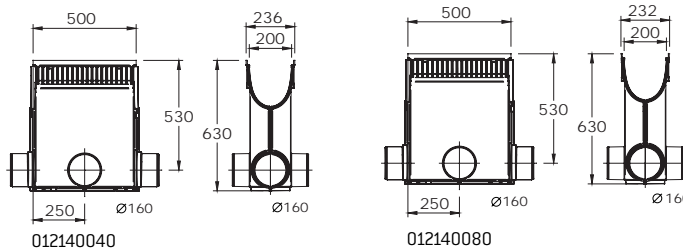
Article	Length (mm)	Height (mm)	EAN-Code	kg/unit	unit/pallet	MG
MEARIN EXPERT V 2000.0 Drainage channel body ^{5) 14) **)}	1000	242	012140074	7,80	27	MR
MEARIN EXPERT V 2000.1 Drainage channel body ^{3) **)}	500	242	012140076	4,30	54	MR
MEARIN EXPERT V 2000.1 RW Drainage channel body for change of drain irection ^{5) 14) 15) **)}	500	242	012140078	4,30	54	MR

MEARIN EXPERT E 2000 Drainage channel body without fall, loading classes up to E 600 **)

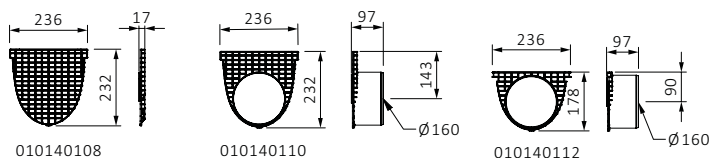
Article	Length (mm)	Height (mm)	EAN-Code	kg/unit	unit/pallet	MG
MEARIN EXPERT E 2000.0 Drainage channel body ^{5) 14) **)}	1000	242	012140920	7,80	27	MR
MEARIN EXPERT E 2000.1 Drainage channel body ^{3) **)}	500	242	012140922	4,30	54	MR
MEARIN EXPERT E 2000.1 RW Drainage channel body for change of drain direction ^{5) 14) 15) **)}	500	242	012140924	4,30	54	MR

> **NOTE** The detailed explanation of the footnotes can be found on page 388.

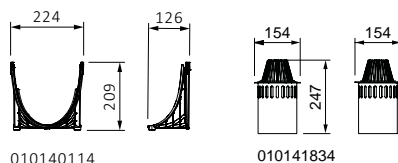
MEARIN PLUS/EXPERT 2000 ACCESSORIES



MEARIN PLUS/EXPERT 2000 gully



MEARIN PLUS/EXPERT 2000 end caps



MEARIN PLUS/EXPERT 2000 accessories

MEARIN PLUS/EXPERT 2000 ACCESSORIES

MEARIN PLUS 2000 Silt box without cover, with sediment bucket **)

Article	Length (mm)	Height (mm)	EAN-Code	kg/unit	unit/pallet	MG
MEARIN PLUS 2000.EK silt box with outlet Ø 160 mm, incl. sediment bucket **)	500	630	012140040	7,60	8	MR
MEARIN PLUS / EXPERT 2000 sediment bucket	-	-	010710067	0,70	1	MR

> NOTE The detailed explanation of the footnotes can be found on page 388.

MEARIN PLUS/EXPERT 2000 ACCESSORIES

MEARIN EXPERT V 2000 Silt box without cover, with sediment bucket **)

Article	Length (mm)	Height (mm)	EAN-Code	kg/unit	unit/pallet	MG
MEARIN EXPERT V 2000.EK silt box with outlet Ø 160 mm, incl. sediment bucket **)	500	630	012140080	8,80	8	MR
MEARIN PLUS / EXPERT 2000 sediment bucket	-	-	010710067	0,70	1	MR

MEARIN EXPERT E 2000 Silt box without cover, with sediment bucket **)

Article	Length (mm)	Height (mm)	EAN-Code	kg/unit	unit/pallet	MG
MEARIN EXPERT E 2000.EK silt box for pipe connection Ø 160 mm, incl. sediment bucket **)	500	630	012140978	8,80	8	MR

MEARIN PLUS F (BLACK) 2000 End caps for shallow channel

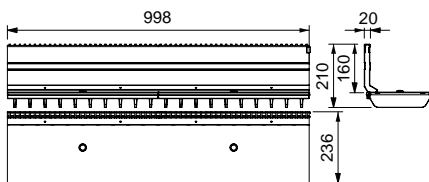
Article	Material	Height (mm)	EAN-Code	kg/unit	unit/pallet	MG
MEARIN PLUS F 2000.SE End cap closed for shallow channel start/end	PC	100	010140768	0,04	1	MR
MEARIN PLUS F BLACK 2000.SE End cap closed for shallow channel start/end	PC	100	010140771	0,04	1	MR

MEARIN PLUS/EXPERT 2000 Connection accessories and end caps

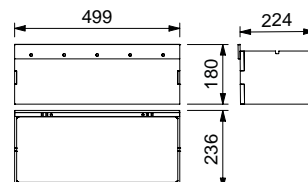
Article	Material	Height (mm)	EAN-Code	kg/unit	unit/pallet	MG
MEARIN PLUS/EXPERT 2000.SE End cap closed for channel start/end	PP	232	010140108	0,18	1	MR
MEARIN PLUS/EXPERT 2000.E End cap with outlet Ø 160 mm for channel end	PP	232	010140110	0,19	1	MR
MEARIN PLUS/EXPERT 2000.ES End cap with outlet Ø 160 mm for lateral channel connector *)	PP	178	010140112	0,24	1	MR
MEARIN PLUS/EXPERT 2000 Adapter for lateral channel connector, to corner, t and cross connections	PP	-	010140114	0,09	1	MR
MEARIN PLUS/EXPERT 1500- 2000 Vertical outlet connection Ø 160 mm	PP	182	010140117	0,14	1	MR
MEARIN PLUS/EXPERT 2000 Odour trap with dirt filter and dirt trap	PP, Galv. steel	-	010140546	2,00	1	MR

> **NOTE** The detailed explanation of the footnotes can be found on page 388.

MEA TSH 200 TOPSLOT



012152861



012152874

MEA TSH 200 TOPSLOT

MEA TSH 200 TOPSLOT

MEA TSH 200 TOPSLOT suitable for the systems **MEARIN PLUS/EXPERT 2000, MEARIN PLUS F 2000, MEADRAIN EN 2000, MEADRAIN SV/SE/SG 2000** and **MEADRAIN SVF/SEF 2000**. Covers all ranges of applications. Loading class A 15 to E 600** according to EN 1433. Load capacity according to specification, when installed according to the MEA installation instructions.

MEA TSH 200 TOPSLOT lateral, neck height 160 mm, loading class E 600 **)

Article	Material	Length (mm)	Inlet sect. area Ø cm ² /m above	EAN-Code	kg/unit	unit/pallet	MG
MEA TSH 200.0 / 160 TOPSLOT-E 600-Galv.steel-1 m-lateral incl. 2 ductile iron grates **)	Galv. steel, Ductile iron	1000	96	012152861	21,40	1	GR
MEA TSH 200.1 / 160 TOPSLOT-E 600-Galv.steel-0.5 m-lateral incl. ductile iron grating **)	Galv. steel, Ductile iron	500	96	012152863	10,70	1	GR
MEA TSH 200.R / 160 Galv.steel Inspection element upper part E 600-0.5 m, additional grating necessary **)	Galv. steel	500	-	012152874	19,90	1	GR
MEA TSH 200.0 / 160 TOPSLOT-E 600-Stainl.steel-1 m-lateral incl. 2 ductile iron grates **)	Stainl. steel, Ductile iron	1000	96	012152867	21,40	1	GR
MEA TSH 200.1 / 160 TOPSLOT-E 600-Stainl.steel-0.5 m-lateral incl. ductile iron grating **)	Stainl. steel, Ductile iron	500	96	012152869	10,70	1	GR
MEA TSH 200.R / 160 Stainl.steel Inspection element upper part E 600-0.5 m, additional grating necessary **)	Stainl. steel	500	-	012152876	19,90	1	GR

> NOTE The detailed explanation of the footnotes can be found on page 388.

MEA TSH 200 TOPSLOT ACCESSORIES

MEA TSH TOPSLOT end caps

Article	Material	Height (mm)	EAN-Code	kg/unit	unit/pallet	MG
MEA TSH.SE End cap made of galvanised steel	Galv. steel	156	012159030	0,03	1	GR
MEA TSH.SE End cap made of stainless steel ^{*)}	Stainl. steel	156	012159031	0,03	1	GR

MEA TSH TOPSLOT accessories

Article	Material	EAN-Code	kg/unit	unit/pallet	MG
MEA TSH Construction cover-S, 1 m for TOPSLOT ^{*)}	Galv. steel	010159893	0,29	1	GR
MEA TSH Construction cover-R, 0.5 m for revision attachment ^{*)}	Galv. steel	010159895	0,16	1	GR
MEA TSH plastic caps for Inspection element upper part-thread for replacement delivery	PP	010152866	0,01	1	GR
MEA TSH quick connector for grating for replacement delivery	PP	010152900	0,01	1	GR
MEA TSH assembly tool- 2 items necessary	Galv. steel	010152858	0,19	1	GR

COVERS FOR MEA TSH 200 INSPECTION ELEMENT UPPER PARTS

Boltable covers exclusively for **MEA TSH 200 inspection elements**, total width of the grates 222 mm. loading classes A 15 to E 600** according to EN 1433.

MEA EN 200 Cover for MEA TSH 200 inspection element upper part, 4-fold boltable, loading classes up to E 600 **)

Article	Material	Length (mm)	Inlet sect. area Ø cm ² /m above	EAN-Code	kg/unit	unit/pallet	MG
MEA EN 200 Ductile iron slotted grating-D 400-0.5 m 18/96 bolt fixing required ^{*)***)****)}	Ductile iron	500	962	010154236	7,27	54	MD
MEA EN 200 Ductile iron slotted grating-E 600-0.5 m 18/96 bolt fixing required ^{*)***)****)}	Ductile iron	500	962	010154124	8,57	96	MD
MEA TSH 150/200/300 Grating locking bolt with washer for inspection element, 4 pieces/grating will be needed ^{*)}	Stainl. steel	-	-	010153104	0,02	1	GR

> **NOTE** The detailed explanation of the footnotes can be found on page 388.

MEA TSH 200 SLIMSLOT



MEA TSH 200 SLIMSLOT

MEA TSH 200 SLIMSLOT

MEA TSH 200 SLIMSLOT suitable for channel systems **MEARIN PLUS/EXPERT 2000**, **MEARIN PLUS F 2000**, **MEADRAIN EN 2000**, **MEADRAIN SV/SE/SG 2000** and **MEADRAIN SVF/SEF 2000**. Load capacity according to specification when installed according to MEA installation instructions.

MEA TSH 200 SLIMSLOT lateral, galvanised steel, neck height 160 mm

Article	Material	Length (mm)	Inlet sect. area Ø cm ² /m above	EAN-Code	kg/unit	unit/pallet	MG
MEA TSH SlimSlot 200 Offset galvanised steel 1 m ^{*)}	Galv. steel	1000	86,40	012159092	6,69		GR
MEA TSH SlimSlot 200 Offset galvanised steel 0.5 m ^{*)}	Galv. steel	500	43,20	012159093	3,26		GR
MEA TSH 200 TopSlot support frame 0.5 m ^{*)}	Ductile iron	500	-	012159003	7,50		GR
MEA TSH 200.R / 160 Galv.steel Inspection element upper part E 600-0.5 m, additional grating necessary ^{*)**)}	Galv. steel	500	-	012159104	19,90	1	GR

> **NOTE** The detailed explanation of the footnotes can be found on page 388.

MEA TSH 200 SLIMSLOT ACCESSORIES

MEA TSH TOPSLOT accessories

Article	Material	EAN-Code	kg/unit	unit/pallet	MG
MEA TSH Construction cover-S, 1 m for TOPSLOT *)	Galv. steel	010159893	0,29	1	GR
MEA TSH Construction cover-R, 0.5 m for revision attachment *)	Galv. steel	010159895	0,16	1	GR
MEA TSH plastic caps for Inspection element upper part-thread for replacement delivery	PP	010152866	0,01	1	GR
MEA TSH quick connector for grating for replacement delivery	PP	010152900	0,01	1	GR
MEA TSH assembly tool- 2 items necessary	Galv. steel	010152858	0,19	1	GR

MEA 200 CHANNEL COVERS FOR MEA TSH 200 GULLIES

With bolted cover. Exclusively for **MEA TSH 200 inspection top piece**. Total width of the gratings 222 mm

MEA EN 200 Cover for MEA TSH 200 inspection element upper part, 4-fold boltable, loading classes up to E 600 **)

Article	Material	Length (mm)	Inlet sect. area Ø cm ² /m above	EAN-Code	kg/unit	unit/pallet	MG
MEA EN 200 Ductile iron slotted grating-D 400-0.5 m 18/96 bolt fixing required *)***)****)	Ductile iron	500	962	010154236	7,27	54	MD
MEA EN 200 Ductile iron slotted grating-E 600-0.5 m 18/96 bolt fixing required *)***)****)	Ductile iron	500	962	010154124	8,57	96	MD
MEA TSH 150/200/300 Grating locking bolt with washer for inspection element, 4 pieces/grating will be needed *)	Stainl. steel	-	-	010153104	0,02	1	GR

> **NOTE** The detailed explanation of the footnotes can be found on page 388.

MEA 200 CLIPFIX CHANNEL COVERS



Mesh grating 30/10



Ductile iron slotted grating



Longitudinal bar grating



Ductile Iron WAVE



Design grating HONEYCOMB



Design grating BAVARIA

MEA 200 CLIPFIX CHANNEL COVERS

With non-bolted CLIPFIX channel cover securement, with longitudinal shift protection. Suitable for the systems **MEARIN PLUS/EXPERT 2000**, **MEARIN PLUS F 2000**, **MEADRAIN SV/SE/SG 2000** and **MEADRAIN SVF/SEF 2000**. For drainage channel body and silt box, total width of the grates 222 mm. Loading classes A 15 to E 600** according to EN 1433.

MEA 200 channel covers, loading class A 15 with non-bolted CLIPFIX channel cover securement

Article	Material	Length (mm)	Inlet sect. area Ø cm ² /m above	EAN-Code	kg/unit	unit/pallet	MG
MEA 200 Galv. mesh grating-A 15-1 m-30/10 CXL	Galv. steel	1000	1657	010712843	5,97	70	GR
MEA 200 Galv. mesh grating-A 15-0.5 m-30/10 CXL	Galv. steel	500	1657	010712845	3,10	100	GR
MEA 200 Stainless steel mesh grating-A 15-1 m 30/10 CXL *)	Stainl. steel	1000	1657	010152936	5,97	70	GR
MEA 200 Stainless steel mesh grating-A 15-0.5 m 30/10 CXL *)	Stainl. steel	500	1657	010152938	3,10	100	GR

MEA 200 channel covers, loading class B 125 with non-bolted CLIPFIX channel cover securement

Article	Material	Length (mm)	Inlet sect. area Ø cm ² /m above	EAN-Code	kg/unit	unit/pallet	MG
MEA 200 Galv. longitudinal bar grating-B 125-1 m 31/7 CXL, heel-guard	Galv. steel	1000	1078	010730822	7,31	48	GR
MEA 200 Galv. longitudinal bar grating-B 125-0.5 m 31/7 CXL, heel-guard	Galv. steel	500	1078	010730824	3,81	96	GR
MEA 200 Galv. mesh grating-B 125-1 m-30/10 CXL	Galv. steel	1000	1799	010712842	6,30	70	GR
MEA 200 Galv. mesh grating-B 125-0.5 m-30/10 CXL	Galv. steel	500	1799	010712844	3,15	1	GR
MEA 200 Stainl. steel longitudinal bar grating-B 125-1 m 31/7 CXL, heelguard *)	Stainl. steel	1000	1078	010730826	7,42	204	GR
MEA 200 Stainl. steel longitudinal bar grating-B 125-0.5 m 31/7 CXL, heelguard *)	Stainl. steel	500	1078	010730828	3,76	204	GR

> NOTE The detailed explanation of the footnotes can be found on page 388.

MEA 200 CLIPFIX CHANNEL COVERS

With non-bolted CLIPFIX channel cover securement, with longitudinal shift protection. Suitable for the systems **MEARIN PLUS/EXPERT 2000**, **MEARIN PLUS F 2000**, **MEADRAIN SV/SE/SG 2000** and **MEADRAIN SVF/SEF 2000**. For drainage channel body and silt box, total width of the grates 222 mm. Loading classes A 15 to E 600** according to EN 1433.

MEA 200 channel covers, loading class C 250 with non-bolted CLIPFIX channel cover securement

Article	Material	Length (mm)	Inlet sect. area Ø cm ² /m above	EAN-Code	kg/unit	unit/pallet	MG
MEA 200 Ductile iron slotted grating-C 250-0.5 m 18/198 CXL *)****)	Ductile iron	500	1066	010712846	6,20	136	GR
MEA 200 Ductile iron slotted grating-C 250-0.5 m 5/198 CXL, heelguard *)****)	Ductile iron	500	230	010712980	7,43	60	GR
MEA 200 Design grating BAVARIA-C 250-0.5 m 10/16 CXL *)****)	Ductile iron	500	593	010713296	6,20	60	GR
MEA 200 Design grating HONEYCOMB-C 250-0.5 m 15/17 CXL *)****)	Ductile iron	500	448	010713292	6,26	54	GR
MEA 200 Ductile iron WAVE grating-C 250-0.5 m 19/24 CXL *)****)	Ductile iron	500	1004	010712982	8,07	54	GR
MEA 200 Galv. mesh grating-C 250-1 m 30/10 CXL	Galv. steel	1000	1482	010152348	11,06	70	GR
MEA 200 Galv. mesh grating-C 250-0.5 m 30/10 CXL	Galv. steel	500	1482	010152350	5,30	90	GR
MEA 200 Stainl. steel mesh grating-C 250-1 m-30/10 CXL *)	Stainl. steel	1000	1482	010712847	10,62	70	GR
MEA 200 Stainl. steel mesh grating-C 250-0.5 m-30/10 CXL *)	Stainl. steel	500	1482	010712849	4,90	90	GR

Recycled plastic

MEA 200 channel covers, loading class D 400 with non-bolted CLIPFIX channel cover securement **)

Article	Material	Length (mm)	Inlet sect. area Ø cm ² /m above	EAN-Code	kg/unit	unit/pallet	MG
MEA 200 Ductile iron slotted grating-D 400-0.5 m 18/198 CXL *)***)****)	Ductile iron	500	1066	010712848	7,50	120	GR
MEA 200 Design grating BAVARIA-D 400-0.5 m 10/16 CXL *)***)****)	Ductile iron	500	593	010714094	7,06	54	GR
MEA 200 Design grating HONEYCOMB-D 400-0.5 m 15/17 CXL *)***)****)	Ductile iron	500	448	010714090	7,19	54	GR
MEA 200 Galv. mesh grating-D 400-1 m 25/10 CXL *)**)	Galv. steel	1000	1726	010152355	13,20	300	GR
MEA 200 Galv. mesh grating-D 400-0.5 m 25/10 CXL *)**)	Galv. steel	500	1726	010152357	6,50	300	GR
MEA 200 Stainl. steel mesh grating-D 400-1 m 25/10 CXL *)**)	Stainl. steel	1000	1726	010152365	13,20	204	GR
MEA 200 Stainl. steel mesh grating-D 400-0.5 m 25/10 CXL *)**)	Stainl. steel	500	1726	010152367	6,50	204	GR

Polymer concrete

Metal

MEA 200 channel covers, loading class E 600 with non-bolted CLIPFIX channel cover securement **)

Article	Material	Length (mm)	Inlet sect. area Ø cm ² /m above	EAN-Code	kg/unit	unit/pallet	MG
MEA 200 Ductile iron slotted grating-E 600-0.5 m 18/198 CXL *)***)****)	Ductile iron	500	1077	010712868	8,51	96	GR
MEA 200 Ductile iron slotted grating-E 600-0.5 m 5/198 CXL, heelguard *)***)****)	Ductile iron	500	298	010712984	9,49	54	GR
MEA 200 Ductile iron longitudinal bar grating-E-0.5 m 34/7.7 CXL, heelguard ²⁰⁾ *)***)****)	Ductile iron	500	562	010152952	10,60	54	GR
MEA 200 Ductile iron WAVE grating-E 600-0.5 m 19/24 CXL *)***)****)	Ductile iron	500	1190	010140188	10,10	88	GR

Rainwater treatment

Grid hook

Article	Material	EAN-Code	kg/unit	unit/pallet	MG
MEADRAIN/MEARIN Grid hook	Galv. steel	010152115	0,23	1	GR

MEA 200 CLIPFIX Anti-theft protection

Article	Material	EAN-Code	kg/unit	unit/pallet	MG
MEA 200 CLIPFIX Anti-theft protection, bolt fixing required, 10 Pack	Stainl. steel polyamide	010714709	1,20	1	GR


Other

> **NOTE** The detailed explanation of the footnotes can be found on page 388.

MEARIN PLUS/EXPERT 3000 SYSTEM OVERVIEW



- 1- Innovative CLIPFIX grating locking mechanism
Gratings made of ductile iron, galvanised or stainless steel.
- 2- **MEARIN PLUS**: Highly-stable edge protection 6.0 mm made of glass-fibre-reinforced composite material.
- 3- **MEARIN EXPERT V/E**: Firmly anchored 4 mm edge protection made of galvanised (V) and stainless steel (E) fulfills even the highest requirements of users within the heavy load range.
- 4- High stability of the drainage channel body enables a broad utilization range, all the way up to drainage solutions of the class E 600.
- 5- Optimized flow cross section provides a higher drainage performance, and particularly provides a very good self-cleaning effect.
- 6- Practical plug system for an accurate setting of the drainage channel body with many strand variants.
- 7- Deep-seated anchorage bays in the drainage channel body guarantee stable attachment to the concrete bed.
- 8- **MEARIN PLUS/EXPERT**: Glass-fibre-reinforced composite material - drainage channel body in thermosetting polymer quality guarantees a high maximum load bearing capacity, temperature stability and resistance to deformation.

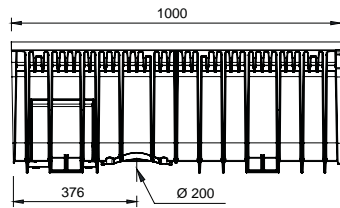




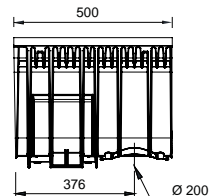
- > Complete, sealable glass-fibre-reinforced composite channel system with accessories
- > For standardized applications EN 1433 conform and CE compliant
- > With innovative CLIPFIX grating locking mechanism
- > Grates made of galvanised steel, stainless steel and ductile iron with CLIPFIX grating locking mechanism



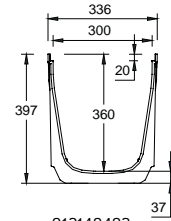
MEARIN PLUS/EXPERT 3000 CHANNELS



012140400

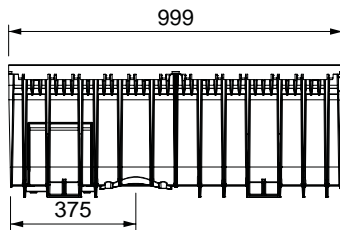


012140404

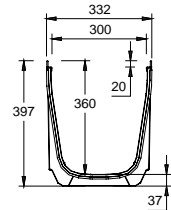
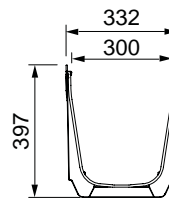


012140402

MEARIN PLUS 3000 drainage channel



012140406



012140408

MEARIN EXPERT V 3000 drainage channel

MEARIN PLUS 3000 DRAINAGE CHANNEL WITHOUT FALL WITH GRP EDGE AND SEALING JOINT ACCORDING TO EN 1433

Channel made of glass-fibre-reinforced composite. Clear width 300 mm, total width 336 mm. Suitable for all channel covers **MEA 300 CLIPFIX** and **MEA TSH 300 TOPSLOT**. For the realisation of water level slopes. Loading classes A 15 to D 400** according to EN 1433. Load capacity according to specification when installed according to the MEA installation instructions.

MEARIN PLUS 3000 Drainage channel body without fall, loading classes up to D 400 **)

Article	Length (mm)	Height (mm)	EAN-Code	kg/unit	unit/pallet	MG
MEARIN PLUS 3000.0 Drainage channel body ^{6) 14) **)}	1000	397	012140400	10,00	12	MR
MEARIN PLUS 3000.1 Drainage channel body ^{3) **)}	500	397	012140402	5,90	24	MR
MEARIN PLUS 3000.1 RW Drainage channel body for change of drain direction ^{6) 14) 15) **)}	500	397	012140404	5,90	24	MR

MEARIN EXPERT 3000 DRAINAGE CHANNEL WITHOUT FALL WITH INTEGRATED EDGE MADE OF GALVANISED STEEL (V) OR STAINLESS STEEL (E) AND SEALING JOINT ACCORDING TO EN 1433

Channel made of glass-fibre-reinforced composite. Clear width 300 mm, total width 332 mm. Suitable for all channel covers **MEA 300 CLIPFIX** and **MEA TSH 300 TOPSLOT**. For the realisation of water level slopes. Loading classes A 15 to E 600** according to EN 1433. Load capacity according to specification when installed according to the MEA installation instructions.

MEARIN EXPERT V 3000 Drainage channel body without fall, loading classes up to E 600 **)

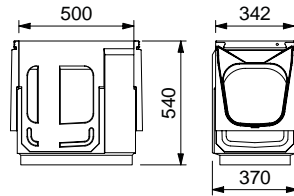
Article	Length (mm)	Height (mm)	EAN-Code	kg/unit	unit/pallet	MG
MEARIN EXPERT V 3000.0 Drainage channel body ^{6) 14) **)}	1000	397	012140406	11,80	12	MR
MEARIN EXPERT V 3000.1 Drainage channel body ^{3) **)}	500	397	012140408	6,86	24	MR
MEARIN EXPERT V 3000.1 RW Drainage channel body for change of drain direction ^{6) 14) 15) **)}	500	397	012140410	6,86	24	MR

MEARIN EXPERT E 3000 Drainage channel body without fall, loading classes up to E 600 **)

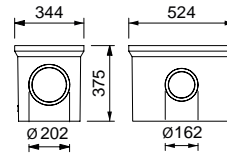
Article	Length (mm)	Height (mm)	EAN-Code	kg/unit	unit/pallet	MG
MEARIN EXPERT E 3000.0 Drainage channel body ^{6) 14) **)}	1000	397	012140982	11,80	14	MR
MEARIN EXPERT E 3000.1 Drainage channel body ^{3) **)}	500	397	012140984	6,86	24	MR
MEARIN EXPERT E 3000.1 RW Drainage channel body for change of drain direction ^{6) 14) 15) **)}	500	397	012140986	6,86	28	MR

> **NOTE** The detailed explanation of the footnotes can be found on page 388.

MEARIN PLUS/EXPERT 3000 ACCESSORIES

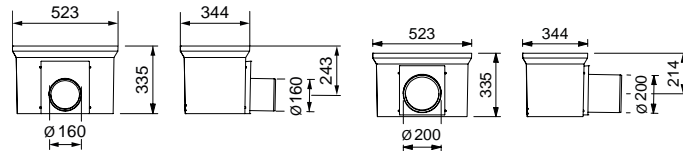


012140443



010154709

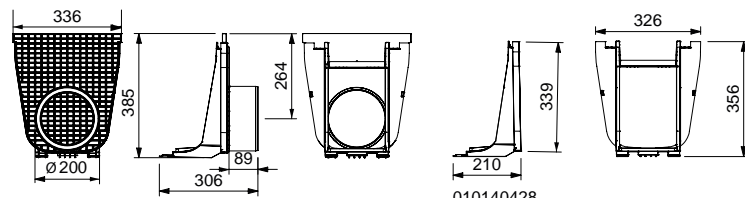
MEARIN EXPERT 3000 SK-OT
MEA SK-ZT gully intermediate part



010154726

010154728

MEA SK-UT short gully lower part



010140426

010140428

MEARIN PLUS/EXPERT 3000 end caps
and accessories



010140430

010140436

MEARIN PLUS/EXPERT 3000 outlet
connection

MEARIN PLUS/EXPERT 3000 ACCESSORIES

Gully upper, intermediate and lower part made of polymer concrete, with moulded channel adapter for MEARIN 3000. Clear width 300 mm. Suitable for drainage channel covers **MEA 300 CLIPFIX** and **MEA TSH 300 TOPSLOT**. Load capacity according to specification when installed according to the MEA installation instructions.

MEARIN PLUS/EXPERT 3000 Gully **)

Article	Length (mm)	Height (mm)	EAN-Code	kg/unit	unit/pallet	MG
MEARIN PLUS 3000 SK-OT Gully upper part made of polymer concrete with GRP edge **)	574	540	012140442	43,80	8	MR
MEARIN EXPERT V 3000 SK-OT Gully upper part made of polymer concrete with galv.steel edge **)	574	540	012140443	43,80	8	MR
MEARIN EXPERT E 3000 SK-OT Gully upper part made of polymer concrete, with stainless steel edge **)	574	540	012140988	43,80	8	MR
MEA SK-ZT Gully intermediate part made of polymer concrete for a height extension	524	375	010154709	23,31	12	MD
MEA SK-UT short Gully lower part, with integrated drain outlet Ø 160 mm	524	335	010154726	25,16	4	MD
MEA SK-UT short Gully lower part, with integrated drain outlet Ø 200 mm	524	335	010154728	27,00	4	MD
MEA Gully plastic Sediment bucket-short for gully with gully upper and lower part	-	-	010154714	1,90	60	MD
MEA Gully plastic Sediment bucket-long. For gully with gully upper, intermediate and lower part. *)	-	-	010154718	2,50	40	MD

Recycled plastic

Polymer concrete

MEARIN PLUS/EXPERT 3000 End caps and connection accessories

Article	Material	Height (mm)	EAN-Code	kg/unit	unit/pallet	MG
MEARIN PLUS/EXPERT 3000.SE End cap closed, for channel start/end with preforming for Ø 200 mm pipe connection	PP	371	010140424	0,69	1	MR
MEARIN PLUS/EXPERT 3000.ES End cap with pipe outlet Ø 200 mm for a lateral channel connection	PP	385	010140426	0,94	20	MR
MEARIN PLUS/EXPERT 3000 Adapter for lateral channel connection, to corner, T- and cross connections	PP	339	010140428	0,30	1	MR
MEARIN PLUS/EXPERT 3000 Vertical outlet connection Ø 200 mm	PP	-	010140430	0,37	1	MR
MEARIN PLUS/EXPERT 3000 Odour trap with dirt filter and dirt trap	PP, Galv. steel	-	010140436	2,50	1	MR

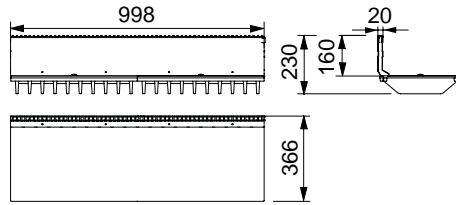
Metal

Rainwater treatment

Other

> **NOTE** The detailed explanation of the footnotes can be found on page 388.


MEA TSH 300 TOPSLOT



012154790

MEA TSH 300 TOPSLOT

MEA 300 CLIPFIX CHANNEL COVERS



Mesh grating 20/30




Ductile Iron grating



Ductile Iron grating WAVE



Ductile Iron slotted grating,
heelguard



Ductile Iron solid cover

MEA TSH 300 TOPSLOT

MEA TSH 300 TOPSLOT suitable for channel systems **MEARIN PLUS/EXPERT 3000** and **MEADRAIN SV/SE/SG 3000**. Covers all ranges of application. Loading class A 15 to E 600** according to EN 1433. Load capacity according to specification, when installed according to the MEA installation instructions.

MEA TSH 300 TOPSLOT lateral, galvanised steel, neck height 160 mm, loading class E 600 **)

Article	Material	Length (mm)	Height (mm)	EAN-Code	kg/unit	unit/pallet	MG
MEA TSH 300.0 / 160 TOPSLOT-E 600-Galv.steel-1 m-lateral incl. 2 ductile iron grates *)**)	Galv. steel, Ductile iron	1000	160	012154790	47,81	1	GR
MEA TSH 300.1 / 160 TOPSLOT-E 600-Galv.steel-0.5 m-lateral 1 ductile iron grating *)**)	Galv. steel	500	160	012154798	23,76	1	GR
MEA TSH 300.R / 160 Galv. inspection element upper part E 600-0.5 m *)	Galv. steel	500	160	012154794	19,30	1	GR
MEA TSH TOPSLOT 300.0/160 E-Stainl.steel-1 m-lateral incl. 2 ductile iron grates	Stainl. steel, Ductile iron	1000	230	012154796	47,81		GR
MEA TSH TOPSLOT 300.1/160 E-Stainl.steel-0.5 m-lateral incl. 1 ductile iron grating *)**)	Stainl. steel, Ductile iron	500	230	012154802	0,00	1	GR

MEA TSH 300 TOPSLOT ACCESSORIES

MEA TSH 300 TOPSLOT Accessories

Article	Material	Height (mm)	EAN-Code	kg/unit	unit/pallet	MG
MEA TSH.SE End cap made of galvanised steel	Galv. steel	156	012159030	0,03	1	GR
MEA TSH plastic caps for Inspection element upper part-thread for replacement delivery	PP	-	010152866	0,01	1	GR
MEA TSH quick connector for grating for replacement delivery	PP	-	010152900	0,01	1	GR
MEA TSH assembly tool- 2 items necessary	Galv. steel	-	010152858	0,19	1	GR

MEA 300 CHANNEL COVERS FOR MEA TSH 300 TOPSLOT

MEA TSH 300 TOPSLOT Grates

Article	Material	Length (mm)	Inlet sect. area Ø cm ² /m above	EAN-Code	kg/unit	unit/pallet	MG
MEA 300 Ductile iron slotted grating-D 400-0.5 m 18/143 bolt fixing required *)**)(****)	Ductile iron	500	-	010154849	16,09	54	MD
MEA 300 Ductile iron slotted grating-F 900-0.5 m 16/145 bolt fixing required *)**)(****)	Ductile iron	500	-	010154853	25,00	30	MD
MEA TSH 150/200/300 Grating locking bolt with washer for inspection element, 4 pieces/grating will be needed *)	Stainl. steel	-	-	010153104	0,02	1	GR

> **NOTE** The detailed explanation of the footnotes can be found on page 388.

MEA 300 CLIPFIX CHANNEL COVERS

With non-bolted CLIPFIX channel cover securement, with longitudinal shift protection. Suitable for the systems **MEARIN PLUS/EXPERT 3000** and **MEADRAIN SV/SE/SG 3000**. For drainage channel body and gully, total width of grates 322 mm. Loading classes B 125 to E 600** according to EN 1433.

MEA 300 channel covers, loading class B 125 with non-bolted CLIPFIX channel cover securement

Article	Material	Length (mm)	Inlet sect. area Ø cm ² /m above	EAN-Code	kg/unit	unit/pallet	MG
MEA 300 Stainless steel longitudinal-grating-B 125-1 m 31/7 CXL, heelguard *)	Stainl. steel	1000	1562	010712986	15,50	204	GR
MEA 300 Stainl. steel longitudinal bar grating-B 125-0.5 m 31/7 CXL, heelguard *)	Stainl. steel	500	1562	010712988	7,90	204	GR

MEA 300 channel covers, loading class C 250 with non-bolted CLIPFIX channel cover securement

Article	Material	Length (mm)	Inlet sect. area Ø cm ² /m above	EAN-Code	kg/unit	unit/pallet	MG
MEA 300 Ductile iron slotted grating-C 250-0.5 m 18/295 CXL *)****)	Ductile iron	500	1620	010712850	13,42	60	GR
MEA 300 Ductile iron slotted grating-C 250-0.5 m 5/295 CXL, heelguard *)****)	Ductile iron	500	454	010712990	15,67	30	GR
MEA 300 Ductile iron WAVE grating-C 250-0.5 m 19/24 CXL *)****)	Ductile iron	500	1780	010140449	15,30	60	GR
MEA 300 Galv. mesh grating-C 250-1 m 20/30 CXL	Galv. steel	1000	2309	010152364	31,15	40	GR
MEA 300 Galv. mesh grating-C 250-0.5 m 20/30 CXL	Galv. steel	500	2309	010152366	16,74	80	GR
MEA 300 stainless steel mesh grating-C 250-1 m 20/30 CXL *)	Stainl. steel	1000	2309	010152954	31,15	40	GR
MEA 300 stainless steel mesh grating-C 250-0.5 m 20/30 CXL *)	Stainl. steel	500	2309	010152956	16,74	80	GR

MEA 300 channel covers, loading class D 400 with non-bolted CLIPFIX channel cover securement **)

Article	Material	Length (mm)	Inlet sect. area Ø cm ² /m above	EAN-Code	kg/unit	unit/pallet	MG
MEA 300 Ductile iron slotted grating-D 400-0.5 m 18/295 CXL *)***)****)	Ductile iron	500	1620	010712852	17,00	48	GR
MEA 300 Ductile iron WAVE grating-D 400-0.5 m 17/24 CXL *)***)****)	Ductile iron	500	1780	010140455	18,90	30	GR

> **NOTE** The detailed explanation of the footnotes can be found on page 388.

MEA 300 CLIPFIX CHANNEL COVERS

With non-bolted CLIPFIX channel cover securement, with longitudinal shift protection. Suitable for the systems **MEARIN PLUS/EXPERT 3000** and **MEADRAIN SV/SE/SG 3000**. For drainage channel body and gully, total width of grates 322 mm. Loading classes B 125 to E 600** according to EN 1433.

MEA 300 channel covers, loading class E 600 with non-bolted CLIPFIX channel securement **)

Article	Material	Length (mm)	Inlet sect. area Ø cm ² /m above	EAN-Code	kg/unit	unit/pallet	MG
MEA 300 Ductile iron slotted grating-E 600-0.5 m 18/295 CXL *)**)(****)	Ductile iron	500	1620	010712870	19,45	54	GR
MEA 300 Ductile iron slotted grating-E 600-0.5 m 5/295 CXL, heelguard *)**)(****)	Ductile iron	500	450	010712996	21,28	50	GR
MEA 300 Ductile iron longitudinal grating-E-0.5 m 31/7.7 CXL, heelguard ²⁰ *)**)(****)	Ductile iron	500	401	010712998	20,90	54	GR
MEA 300 Ductile iron WAVE grating-E 600-0.5 m 19/24 CXL *)**)(****)	Ductile iron	500	1780	010140457	23,00	30	GR
MEA 300 Ductile iron solid cover-E 600-0.5 m CXL *)**)(****)	Ductile iron	500	-	010712853	17,20	50	GR

Grid hook

Article	Material	EAN-Code	kg/unit	unit/pallet	MG
MEADRAIN/MEARIN Grid hook	Galv. steel	010152115	0,23	1	GR

> **NOTE** The detailed explanation of the footnotes can be found on page 388.



MEAFLUID

MEAFLUID redefines the boundaries in the use and installation of channels thanks to the versatility of possibilities in which this system can be used for drainage purposes. Available in 2 widths, 100 and 150 mm, MEAFLUID is particularly adapted for being used for gar-


dens, front yards and green spaces, offering high water drainage levels and coupled with extra long living qualities. MEAFLUID is ideal for all who are searching for a professional quality drainage solution coupled to an easy to handle and fast to mount product at a fair price.



- > Extremely sturdy thanks to the GRP material
- > Widths: 100 and 150 mm
- > Easy to install
- > Exceptional value for money
- > Very light and extremely stable

> **NOTE** The detailed explanation of the footnotes can be found on page 388.

MEAFUID 1000 DRAINAGE CHANNELS



MEAFUID 1000.0 drainage channel



MEAFUID BLACK 1000.0 drainage channel

MEAFUID 1000 ACCESSORIES



MEAFUID 1000.EK silt box



MEAFUID BLACK 1000.EK silt box



MEAFUID 1000.EK end cap

MEAFUID 1000 DRAINAGE CHANNEL WITH GRP EDGE

Channel made of glass-fibre-reinforced composite. Clear width 100 mm, total width 136 mm. Suitable for all channel covers with **non-bolted MEA 100 CLIPFIX** and **TOPFIX** channel securement, **MEA 100 channel covers with bolt fixing required** channel cover securement and **MEA TSC 100 TOPSLOT**. For the realisation of water level slopes. Loading classes A 15 to C 250 according to EN 1433. Load capacity according to specification when installed according to the MEA installation instructions.

MEAFUID 1000 Drainage channel body without fall, loading classes up to C 250

Article	Length (mm)	Height (mm)	EAN-Code	kg/unit	unit/pallet	MG
MEAFUID GREY 1000.0 Drainage channel body-1 m ⁴⁾ **)	1000	127	010145100	2,60	50	MU

MEAFUID BLACK 1000 channel body

Article	Length (mm)	Height (mm)	EAN-Code	kg/unit	unit/pallet	MG
MEAFUID BLACK 1000 Drainage channel body-1 m ⁴⁾	1000	127	010145000	2,60	50	MU
MEAFUID BLACK 1000 Drainage channel body-0.5 m	500	127	010145008	1,30	54	MU

> **NOTE** The detailed explanation of the footnotes can be found on page 388.

MEAFUID 1000 ACCESSORIES

MEAFUID (BLACK) 1000 Silt box with sediment bucket

Article	Length (mm)	Height (mm)	EAN-Code	kg/unit	unit/pallet	MG
MEAFUID 1000.EK silt box 0.5 m with sediment bucket	500	395	010145108	5,00	16	MU
MEAFUID BLACK 1000.EK silt box 0.5 m with sediment bucket	500	395	010145002	2,60	16	MU
MEA GARD LINE-RIN-FLUID1000-Plastic sediment bucket *)	466	150	010710061	0,31	1	MG

MEAFUID 1000 End caps

Article	Material	Height (mm)	EAN-Code	kg/unit	unit/pallet	MG
MEAFUID GREY 1000.SE closed end cap for channel start/end with pipe connection option \varnothing 75 mm	PP	119	010141350	0,06	1	MU
MEAFUID GREY 1000.SE closed end cap for channel start/end with pipe connection option \varnothing 80 mm	PP	119	010141352	0,06	1	MU
MEAFUID BLACK 1000.SE closed end cap for channel start/end with pipe connection option \varnothing 75 mm	PP	119	010145003	0,30	1	MU
MEAFUID BLACK 1000 connector \varnothing 110 mm	GRP	-	010145004	0,30	1	MU
MEAFUID 1000 Drainage kit, contains drainage connector \varnothing 110 mm, odour trap, and 2 end caps closed	PP	-	010141400	0,30	1	MU

Grid hook

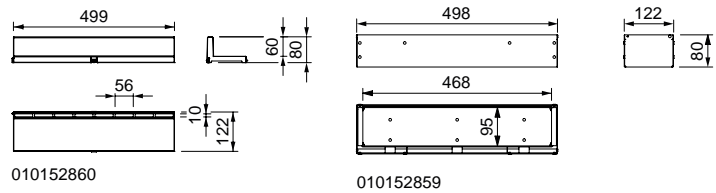
Article	Material	EAN-Code	kg/unit	unit/pallet	MG
MEADRAIN/MEARIN Grid hook	Galv. steel	010152115	0,23	1	GR

> **NOTE** The detailed explanation of the footnotes can be found on page 388.

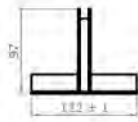
MEA TSC 100 TOPSLOT/ MEA UK TOPSLOT 100



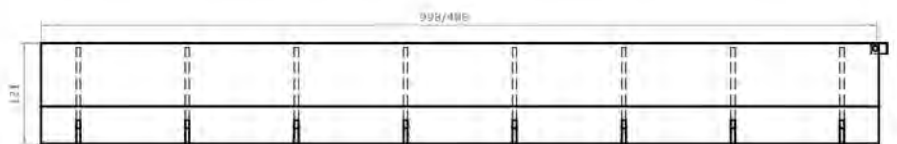
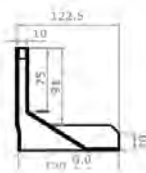

MEA TSC 100 TOPSLOT



MEA UK TOPSLOT 100



MEA UK TOPSLOT 100



MEA UK TOPSLOT 100

MEA TSC 100 TOPSLOT

MEA TSC 100 TOPSLOT suitable for channel systems **MEAHOME PLUS, MEAFUID 1000, MEAPARK** and **MEATEC 130**. Loading class A 15 according to EN 1433. Load capacity according to specification, when installed according to the MEA installation instructions.

MEA TSC 100 TOPSLOT lateral, PP, neck height 60 mm, loading class A 15

Article	Material	Length (mm)	Inlet sect. area Ø cm ² /m above	EAN-Code	kg/unit	unit/pallet	MG
MEA TSC 100/60 TOPSLOT-A 15-PP-0.5 m	Plastic	500	90	010152860	0,45	1	DY
MEA TSC 100.R/60-Galv. inspection element-A 15-0.5 m	Galv. steel	500	153	010152859	2,28	1	DY

MEA TSC 100 ACCESSORIES

MEA TSL / TSC 100 Topslots Accessories

Article	Material	EAN-Code	kg/unit	unit/pallet	MG
MEA TSL-TSC Grate hook for TOPSLOT, 2 pieces required	Galv. steel	010152113	0,42	1	GR

MEA UK TOPSLOT 100

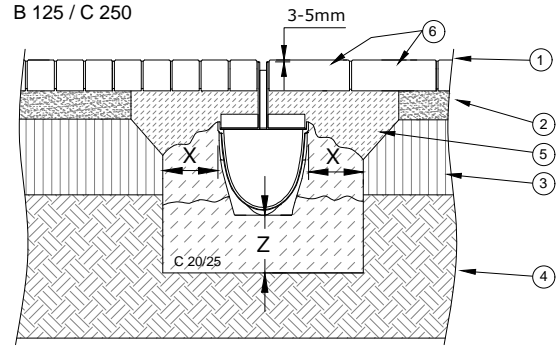
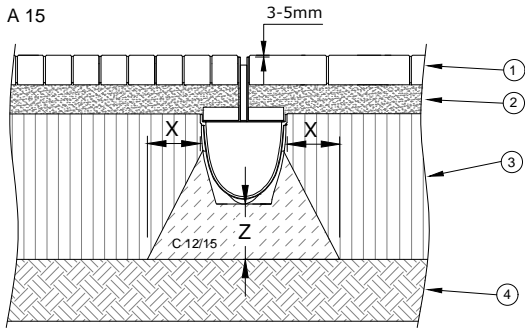
MEA UK TOPSLOT suitable for channel systems **MEARIN PLUS/EXPERT 1000, MEARIN PLUS F 1000, MEAFUID 1000, MEADRAIN EN 1000, MEADRAIN SV/SE/SG 1000** and **MEADRAIN SVF/SEF 1000**. Load capacity according to specification when installed according to MEA installation instructions.

UK TOPSLOT

Article	Material	Height (mm)	Inlet sect. area Ø cm ² /m above	EAN-Code	kg/unit	MG
MEA TS UK100.0 TopSlot-galvanised steel-C 250-1 m centre	Galv. steel	97	99	010140488	4,10	GR
MEA TS UK100.1 TopSlot-galvanised steel-C 250-0.5 m centre	Galv. steel	97	99	010140490	2,05	GR
MEA TS UK100.R Inspection element upper part-galvanised steel-C 250-0.5 m centre	Galv. steel	97	99	010140492	3,20	GR
MEA TS UK100.0 TopSlot-galvanised steel-C 250-1 m side	Galv. steel	121	99	010140494	6,00	GR
MEA TS UK100.1 gal-TopSlot-galvanised steel-C 250-0.5 m side	Galv. steel	121	99	010140496	3,00	GR
MEA TS UK100.R Inspection element upper part-galvanised steel-C 250-0.5 m side	Galv. steel	121	99	010140498	5,00	GR
MEA TS UK100.0 TopSlot-stainless steel-C 250-1 m centre *)	Stainl. steel	97	99	010140500	4,10	GR
MEA TS UK100.1 TopSlot-stainless steel-C 250-0.5 m centre *)	Stainl. steel	97	99	010140502	2,05	GR
MEA TS UK100.R Inspection element upper part-stainless steel-C 250-0.5 m centre *)	Stainl. steel	97	99	010140504	3,20	GR
MEA TS UK100.0 TopSlot-stainless steel-C 250-1 m side *)	Stainl. steel	121	99	010140506	6,00	GR
MEA TS UK100.1 TopSlot-stainless steel-C 250-0.5 m side *)	Stainl. steel	121	99	010140508	3,00	GR
MEA TS UK100.R Inspection element upper part-stainless steel-C 250-0.5 m side *)	Stainl. steel	121	99	010140510	5,00	GR

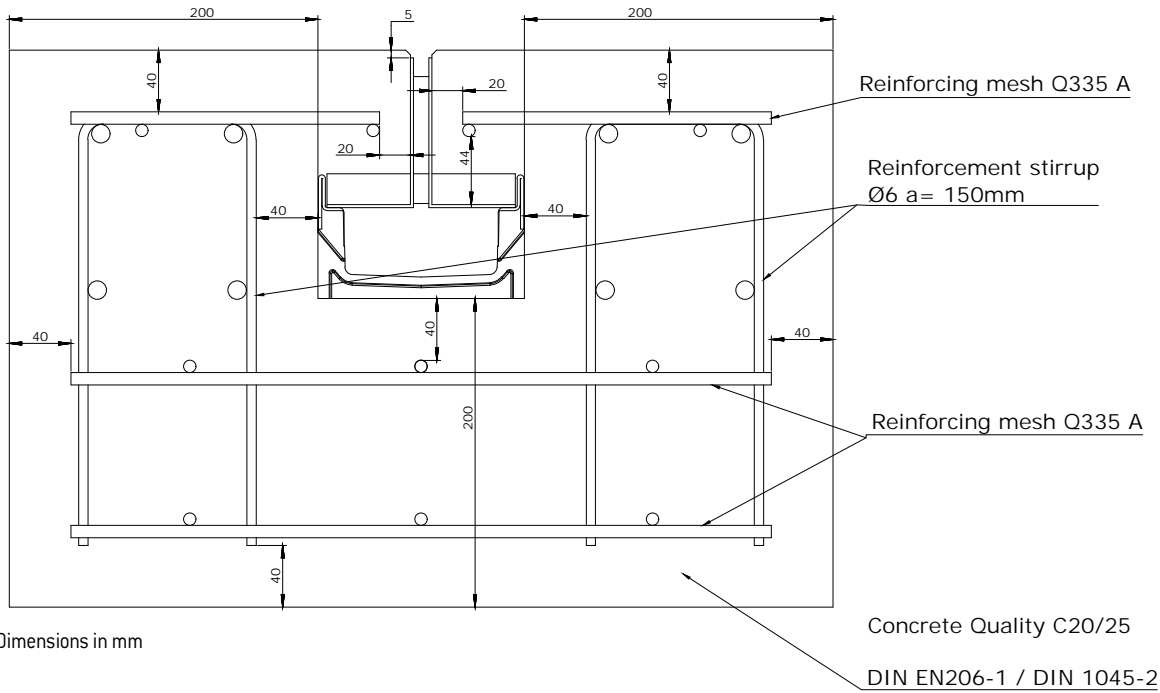
> **NOTE** The detailed explanation of the footnotes can be found on page 388.

MEA UK TOPSLOT (CENTRE) INSTALLATION



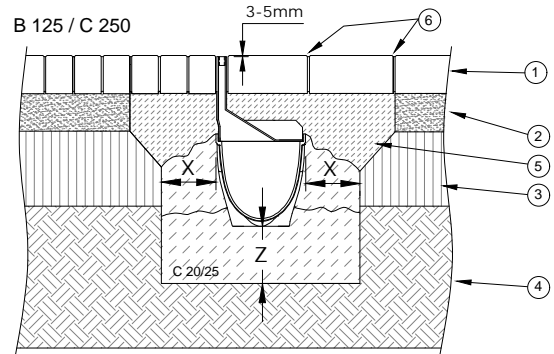
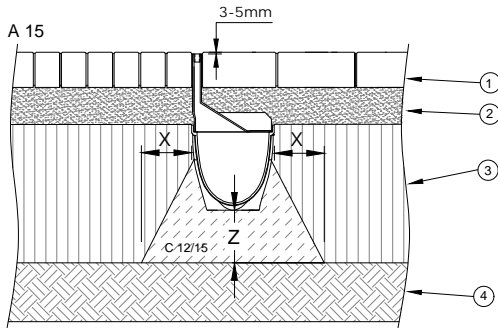
- ① Slab or Paving
- ② Pavement Bed
- ③ Ballast / gravel base course structure according to RStO
- ④ Natural soil
- ⑤ Mortar bed pavement
- ⑥ Grouting with Rompox Verkehr V2 or similar.

D 400**



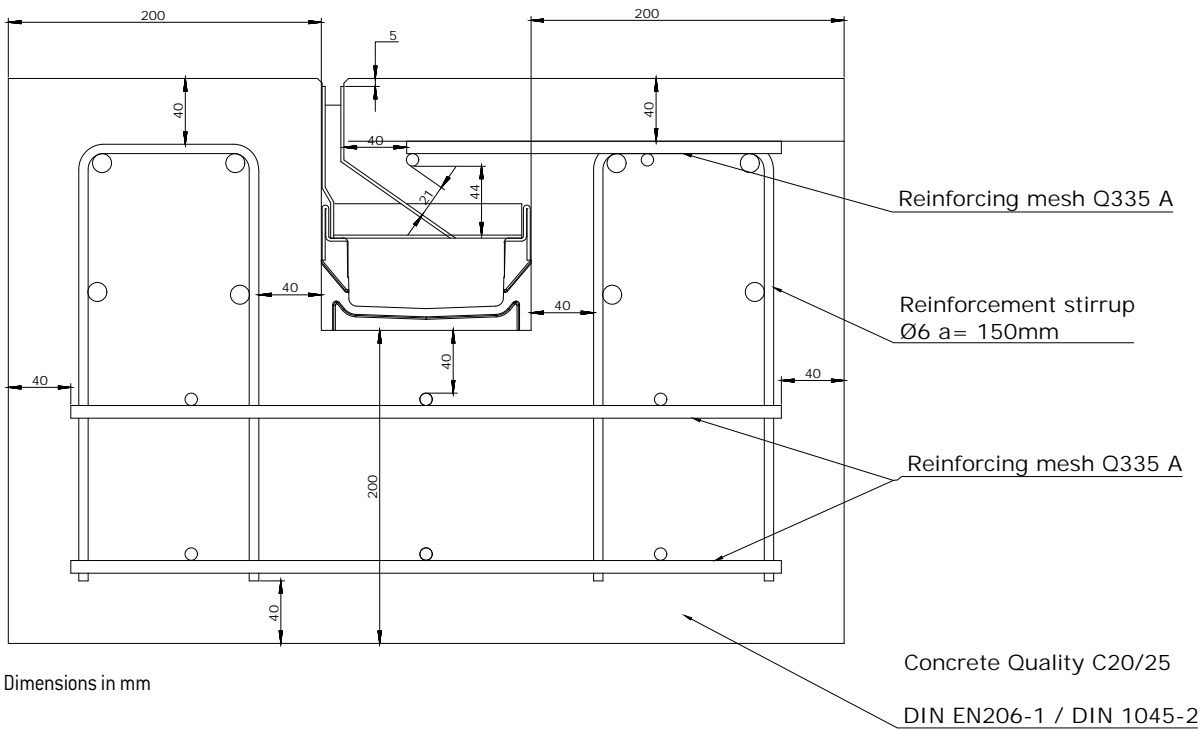
> NOTE The detailed explanation of the footnotes can be found on page 388.

MEA UK TOPSLOT (OFFSET) INSTALLATION



- ① Slab or Paving
- ② Pavement Bed
- ③ Ballast / gravel base course
- ④ Natural soil
- ⑤ Mortar bed pavement
- ⑥ Grouted joint

D 400**



Dimensions in mm

Concrete Quality C20/25


DIN EN206-1 / DIN 1045-2

> NOTE The detailed explanation of the footnotes can be found on page 388.

MEA 100 CLIPFIX CHANNEL COVERS



Longitudinal bar grating, heelguard



Longitudinal bar grating, heelguard



Plastic slotted grating, regranulate



Mesh grating 30/10



Slotted grating



Dotted grating, heelguard



Longitudinal bar grating



Longitudinal bar grating ductile iron



Ductile iron slotted grating



Ductile iron slotted grating




Ductile Iron WAVE grating



Design grating BAVARIA



Design grating HONEYCOMB



Ductile iron solid cover

MEA 100 CLIPFIX CHANNEL COVERS

With non-bolted CLIPFIX channel cover securement, with and without longitudinal shift protection. Suitable for the systems **MEARIN PLUS/ EXPERT 1000, MEARIN PLUS F 1000, MEAHOME PLUS, MEAFUID 1000, MEADRAIN SV/SE/SG 1000** and **MEADRAIN SVF/SEF 1000**. For drainage channel body and silt box, total width of grates 122 mm. Loading classes A 15 to C 250 according to EN 1433.

MEA 100 channel covers, loading class A 15 with non-bolted CLIPFIX channel cover securement

Article	Material	Length (mm)	Inlet sect. area Ø cm ² /m above	EAN-Code	kg/unit	unit/pallet	MG
MEA 100 Plastic longitudinal bar grating-A-0.5 m 39/7.7 CXL, black, heelguard	PP	500	159	010152570	0,40	252	GR
MEA 100 Plastic longitudinal bar grating-A-0.5 m 39/7.7 CXL, grey, heelguard	PP	500	159	010152572	0,40	252	GR
MEA 100 Galv. slotted grating-A 15-1 m 10/85 CX	Galv. steel	1000	280	010152107	1,42	150	GR
MEA 100 Galv. slotted grating-A 15-0.5 m 10/85 CX	Galv. steel	500	280	010152109	0,85	300	GR
MEA 100 Galv. longitudinal bar grating-A 15-1 m CX	Galv. steel	1000	609	010730798	2,87	300	GR
MEA 100 Galv. longitudinal bar grating-A 15-0.5 m CX	Galv. steel	500	609	010730800	1,49	300	GR
MEA 100 Galv. mesh grating-A 15-1 m 30/10 CX	Galv. steel	1000	845	010152204	2,48	168	GR
MEA 100 Galv. mesh grating-A 15-0.5 m 30/10 CX	Galv. steel	500	845	010152209	1,25	300	GR
MEA 100 Galvanised steel perforated grating-A 15-1 m Ø 6 mm CX, heelguard *)	Galv. steel	1000	170	010152920	1,75	150	GR
MEA 100 Galvanised steel perforated grating-A 15-0.5 m Ø 6 mm CX, heelguard *)	Galv. steel	500	170	010152922	0,95	100	GR
MEA 100 Stainl. steel slotted grating-A 15-1 m 10/85 CX *)	Stainl. steel	1000	280	010152223	1,42	100	GR
MEA 100 Stainl. steel slotted grating-A 15-0.5 m 10/85 CX *)	Stainl. steel	500	280	010152225	0,87	204	GR
MEA 100 Stainl. steel longitudinal bar grating-A 15-1 m CX *)	Stainl. steel	1000	609	010730802	2,73	60	GR
MEA 100 Stainl. steel longitudinal bar grating-A 15-0.5 m CX *)	Stainl. steel	500	609	010730804	1,35	300	GR
MEA 100 Stainl. steel mesh grating-A 15-1 m 30/10 CX *)	Stainl. steel	1000	845	010730334	2,60	100	GR
MEA 100 Stainl. steel mesh grating-A 15-0.5 m 30/10 CX *)	Stainl. steel	500	845	010730336	1,40	300	GR
MEA 100 Stainless steel perforated grating-A 15-1 m Ø 6 mm CX, heelguard *)	Stainl. steel	1000	170	010152924	1,75	100	GR
MEA 100 Stainless steel perforated grating-A 15-0.5 m Ø 6 mm CX, heelguard *)	Stainl. steel	500	170	010152926	0,95	50	GR

Recycled plastic

Polymer concrete

Metal

Rainwater treatment

Other

> **NOTE** The detailed explanation of the footnotes can be found on page 388.

MEA 100 CLIPFIX CHANNEL COVERS

With non-bolted CLIPFIX channel cover securement, with and without longitudinal shift protection. Suitable for the systems **MEARIN PLUS/ EXPERT 1000, MEARIN PLUS F 1000, MEAHOME PLUS, MEAFUID 1000, MEADRAIN SV/SE/SG 1000** and **MEADRAIN SVF/SEF 1000**. For drainage channel body and silt box, total width of grates 122 mm. Loading classes A 15 to C 250 according to EN 1433.

MEA 100 channel covers, loading class B 125 with non-bolted CLIPFIX channel cover securement

Article	Material	Length (mm)	Inlet sect. area Ø cm ² /m above	EAN-Code	kg/unit	unit/pallet	MG
MEA 100 Ductile iron slotted grating-B 125-0.5 m 12/95 CXL ^{*)****)}	Ductile iron	500	556	010145125	2,20	200	GR
MEA 100 recycled plastic slotted grating-B 125-0.5 m 6/45 CXL, heelguard	Regranulate	500	207	010152428	0,85	252	GR
MEA 100 Galv. longitudinal bar grating-B 125-1 m 31/7 CXL, heelguard	Galv. steel	1000	590	010730806	4,00	96	GR
MEA 100 Galv. longitudinal bar grating-B 125-0.5 m 31/7 CXL, heelguard	Galv. steel	500	590	010730808	1,99	300	GR
MEA 100 Galv. mesh grating-B 125-1 m 30/10 CXL	Galv. steel	1000	845	010152324	3,22	150	GR
MEA 100 Galv. mesh grating-B 125-0.5 m 30/10 CXL	Galv. steel	500	845	010152326	1,71	300	GR
MEA 100 Stainl. steel longitudinal bar grating-B 125-1 m 31/7 CXL, heelguard ^{*)}	Stainl. steel	1000	590	010730810	3,62	48	GR
MEA 100 Stainl. steel longitudinal bar grating-B 125-0.5 m 31/7 CXL, heelguard ^{*)}	Stainl. steel	500	590	010730812	1,86	300	GR

> **NOTE** The detailed explanation of the footnotes can be found on page 388.

MEA 100 CLIPFIX CHANNEL COVERS

With non-bolted CLIPFIX channel cover securement, with and without longitudinal shift protection. Suitable for the systems **MEARIN PLUS/ EXPERT 1000, MEARIN PLUS F 1000, MEAHOME PLUS, MEAFUID 1000, MEADRAIN SV/SE/SG 1000** and **MEADRAIN SVF/SEF 1000**. For drainage channel body and silt box, total width of grates 122 mm. Loading classes A 15 to C 250 according to EN 1433.

MEA 100 channel covers, loading class C 250 with non-bolted CLIPFIX channel cover securement

Article	Material	Length (mm)	Inlet sect. area Ø cm ² /m above	EAN-Code	kg/unit	unit/pallet	MG
MEA 100 Ductile iron slotted grating-C 250-0.5 m 10/95 CXL *)****)	Ductile iron	500	350	010152553	3,18	216	GR
MEA 100 Ductile iron slotted grating-C 250-0.5 m 5/95 CXL, heelguard *)****)	Ductile iron	500	156	010152555	3,31	200	GR
MEA 100 Design grating BAVARIA-C 250-0.5 m 10/21 CXL *)****)	Ductile iron	500	292	010152914	2,95	204	GR
MEA 100 Design grating HONEYCOMB-C 250-0.5 m 15/17 CXL *)****)	Ductile iron	500	206	010152910	3,38	204	GR
MEA 100 Ductile iron WAVE-grating-C 250-0,5 m 19/24 CXL *)****)	Ductile iron	500	546	010152440	3,84	216	GR
MEA 100 Ductile iron solid cover-C 250-0.5 m CXL *)****)	Ductile iron	500	-	010152557	3,80	200	GR
MEA 100 Plastic slotted grating-C 250-0.5 m 6/45 CXL, heelguard	Plastic	500	207	010152421	1,07	252	GR
MEA 100 Galv. mesh grating-C 250-1 m 30/10 CXL	Galv. steel	1000	857	010152328	5,35	150	GR
MEA 100 Galv. mesh grating-C 250-0.5 m 30/10 CXL	Galv. steel	500	857	010152330	2,76	195	GR
MEA 100 Stainl. steel longitudinal bar grating-C 250-1 m 31/7 CXL, heelguard *)	Stainl. steel	1000	590	010152450	4,48	100	GR
MEA 100 Stainl. steel longitudinal bar grating-C 250-0.5 m 31/7 CXL, heelguard *)	Stainl. steel	500	590	010152452	2,86	30	GR
MEA 100 Stainl. steel mesh grating-C 250-1 m 30/10 CXL *)	Stainl. steel	1000	857	010152332	5,23	60	GR
MEA 100 Stainl. steel mesh grating-C 250-0.5 m 30/10 CXL *)	Stainl. steel	500	857	010152334	2,64	150	GR

MEA 100 CLIPFIX Anti-theft protection

Article	Material	EAN-Code	kg/unit	unit/pallet	MG
MEA 100 CLIPFIX Anti-theft protection, bolt fixing required, 10 Pack. Cannot be used in the ME-ARIN PLUS F 1000.0 shallow channel and plastic gratings.	-	010714705	0,60	1	GR

> **NOTE** The detailed explanation of the footnotes can be found on page 388.

MEAFUID 1500 DRAINAGE CHANNELS



MEAFUID 1500.0 drainage channel



MEAFUID BLACK 1500.0
drainage channel

MEAFUID 1500 ACCESSORIES



MEAFUID GREY/BLACK 1500 accessories

MEAFUID 1500 DRAINAGE CHANNEL WITH GRP EDGE

Channel made of glass-fibre-reinforced composite. Clear width 150 mm, total width 186 mm. Suitable for all channel covers with **non-bolted CLIPFIX** channel securement and **MEA TSH 150 TOPSLOT**. For the realisation of water level slopes. Loading classes A 15 to C 250 according to EN 1433. Load capacity according to specification when installed according to the MEA installation instructions.

MEAFUID 1500 Drainage channel without fall, loading classes up to C 250

Article	Length (mm)	Height (mm)	EAN-Code	kg/unit	unit/pallet	MG
MEAFUID GREY 1500.0 Drainage channel body, 1 m ^{2) **)}	1000	185	010145102	4,30	40	MU

MEAFUID BLACK 1500 Drainage channel body, loading classes up to C 250

Article	Length (mm)	Height (mm)	EAN-Code	kg/unit	unit/pallet	MG
MEAFUID BLACK 1500 Drainage channel body ^{2) **)}	1000	-	010145145	4,30	40	MU

MEAFUID 1500 ACCESSORIES

MEARIN PLUS (BLACK)/MEAFUID 1500 Silt box without cover, with sediment bucket **)


Article	Length (mm)	Height (mm)	EAN-Code	kg/unit	unit/pallet	MG
MEARIN PLUS/MEAFUID 1500.EK Silt box with pipe connector Ø 160 mm, incl. sediment bucket **)	500	694	012145112	7,00	12	MR
MEARIN PLUS BLACK 1500.EK Silt box with pipe connector Ø 160 mm, incl. sediment bucket **)	500	694	012140618	7,00	12	MR

MEAFUID 1500 End caps and connection accessories


Article	Material	Height (mm)	EAN-Code	kg/unit	unit/pallet	MG
MEAFUID 1500.SE End cap for channel start/end	PP	175	010145116	0,32	1	MU
MEAFUID 1500.E End cap with lateral pipe connection Ø 110 mm	PP	185	010145114	0,62	1	MU
MEAFUID 1500 lateral connector Ø 125 mm	PP	-	010145113	0,09	1	MU

> **NOTE** The detailed explanation of the footnotes can be found on page 388.

MEA 150 CLIPFIX CHANNEL COVERS




Mesh grating 30/10




Ductile iron slotted grating



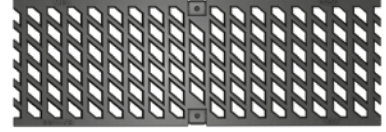
Longitudinal bar grating



Ductile iron WAVE grating



Design grating HONEYCOMB



Design grating BAVARIA

MEA 150 CLIPFIX CHANNEL COVERS

With non-bolted CLIPFIX channel cover securement, with longitudinal shift protection. Suitable for the systems **MEARIN PLUS/EXPERT 1500**, **MEARIN PLUS F 1500**, **MEAFUID 1500**, **MEADRAIN SV/SE/SG 1500** and **MEADRAIN SVF/SEF 1500**. For channel body and silt box, total width of grates 172 mm. Loading classes B 125 to C 250 according to EN 1433.

MEA 150 channel covers, loading class B 125 with non-bolted CLIPFIX channel cover securement

Article	Material	Length (mm)	Inlet sect. area Ø cm ² /m above	EAN-Code	kg/unit	unit/pallet	MG
MEA 150 Ductile iron slotted grating-B 125-0.5 m 12/147 CXL *)****)	Ductile iron	500	304	010712837	4,05	168	GR
MEA 150 Galv. longitudinal bar grating-B 125-1 m 31/7 CXL, heel-guard	Galv. steel	1000	834	010730814	5,70	204	GR
MEA 150 Galv. longitudinal bar grating-B 125-0.5 m 31/7 CXL, heelguard	Galv. steel	500	834	010730816	3,01	204	GR
MEA 150 Galv. mesh grating-B 125-1 m 30/10 CXL	Galv. steel	1000	1338	010712834	4,71	100	GR
MEA 150 Galv. mesh grating-B 125-0.5 m 30/10 CXL	Galv. steel	500	1338	010712836	2,43	1	GR
MEA 150 Stainl. steel longitudinal bar grating-B 125-1 m 31/7 CXL, heelguard *)	Stainl. steel	1000	834	010730818	5,98	204	GR
MEA 150 Stainl. steel longitudinal bar grating-B 125-0.5 m 31/7 CXL, heelguard *)	Stainl. steel	500	834	010730820	3,03	204	GR
MEA 150 Stainl. steel mesh grating-B 125-1 m 30/10 CXL *)	Stainl. steel	1000	1338	010152336	5,00	204	GR
MEA 150 Stainl. steel mesh grating-B 125-0.5 m 30/10 CXL *)	Stainl. steel	500	1338	010152338	2,50	100	GR

MEA 150 channel covers, loading class C 250 with non-bolted CLIPFIX channel cover securement

Article	Material	Length (mm)	Inlet sect. area Ø cm ² /m above	EAN-Code	kg/unit	unit/pallet	MG
MEA 150 Ductile iron slotted grating-C 250-0.5 m 12/147 CXL *)****)	Ductile iron	500	610	010712838	5,39	180	GR
MEA 150 Design grating BAVARIA-C 250-0.5 m 10/21 CXL *)****)	Ductile iron	500	445	010713280	4,98	104	GR
MEA 150 Design grating HONEYCOMB-C 250-0.5 m 15/17 CXL *)****)	Ductile iron	500	336	010713128	5,10	216	GR
MEA 150 Galv. mesh grating-C 250-1 m 30/10 CXL *)	Galv. steel	1000	1338	010152340	8,46	80	GR
MEA 150 Galv. mesh grating-C 250-0.5 m 30/10 CXL *)	Galv. steel	500	1338	010152342	4,16	20	GR
MEA 150 Stainl. steel mesh grating-C 250-1 m 30/10 CXL *)	Stainl. steel	1000	1338	010152344	8,25	204	GR
MEA 150 Stainl. steel mesh grating-C 250-0.5 m 30/10 CXL *)	Stainl. steel	500	1338	010152346	4,20	204	GR

Grid hook

Article	Material	EAN-Code	kg/unit	unit/pallet	MG
MEADRAIN/MEARIN Grid hook	-	010152115	0,23	1	GR

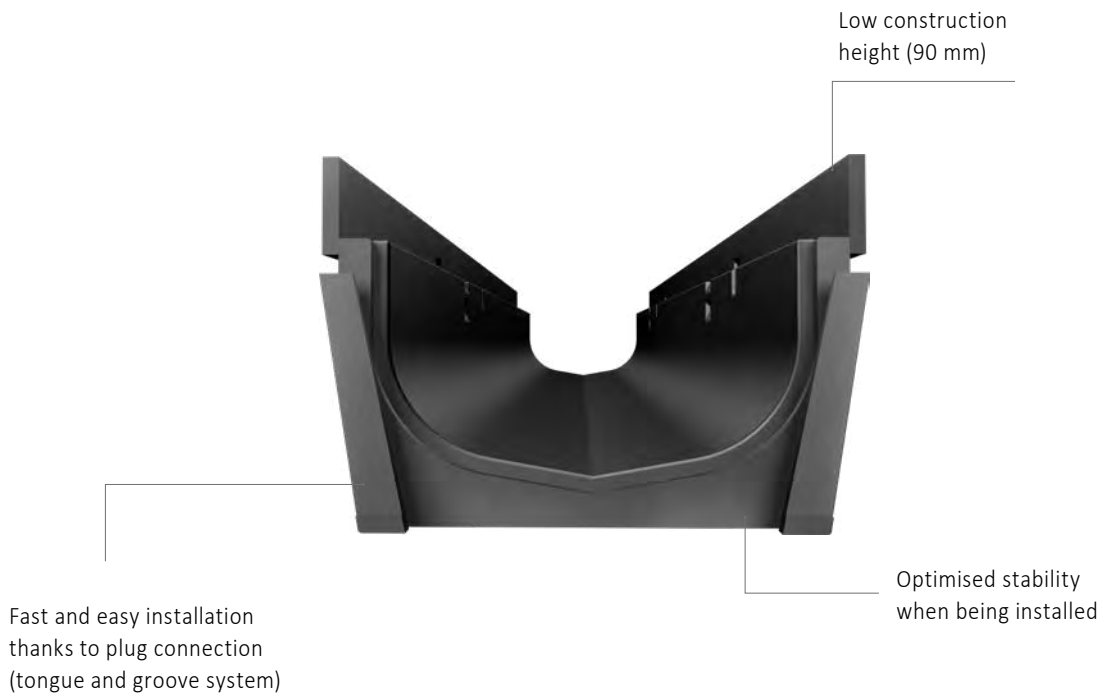
> **NOTE** The detailed explanation of the footnotes can be found on page 388.



MEAPARK

MEAPARK drainage channels are made of high quality recycled plastic (Polypropylene-Copolymer-regranulate). The MEAPARK channels are ecological (recycled material, asbestos and heavy metal free) and are very easy to handle thanks to their low weight. The MEAPARK channels are available in 1 meter length and can be cut on site to adapt the length to the needs. Low construction height (90 mm) optimised stability when being

installed. MEAPARK channels are perfect for the installation around the house, in front of a parking garage, in pedestrian areas and for landscaping purposes. The MEAPARK product portfolio is completed with end caps, outlet connector with odour trap and a large choice of gratings. With loading class up to B 125 the MEAPARK is offering a very attractive and performant solution at a fair price.



- > Water level slope channel made of recycled plastic
- > Clear width: 100 mm
- > Optimised geometry for optimised water drainage
- > Easy to adapt in length
- > Loading class up to B 125
- > With TOPFIX and CLIPFIX locking mechanism

Glass-fibre-reinforced composite

Recycled plastic

Polymer concrete

Metal

Rainwater treatment

Other

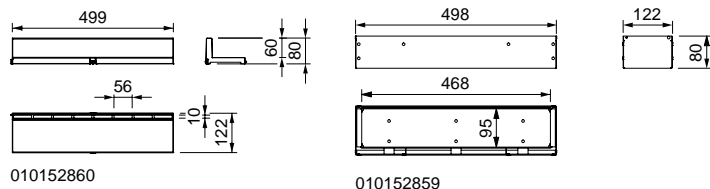
MEAPARK



MEAPARK channels



MEA TSC 100 TOPSLOT



MEAPARK DRAINAGE CHANNEL MADE OF RECYCLED PLASTIC WITH PLASTIC EDGE AND SEALING JOINT ACCORDING TO EN 1433

Drainage channel made of recycled material without slope. Clear width 100 mm, total width 132 mm. Suitable for channel covers **MEA 100 CLIPFIX**, **MEA 100 TOPFIX** and **TOPSLOTS TSC 100**. For the realisation of water level slopes. Loading class B 125 according to EN 1433. Load capacity according to specification when installed according to the MEA installation instructions.

MEAPARK complete channels

Article	Length (mm)	Height (mm)	EAN-Code	kg/unit	unit/pallet	MG
MEAPARK complete channel with galv. slotted grating-A 15-1 m TX ^{1) 22)}	1000	90	010141742	2,00	60	DY
MEAPARK 3-pack complete channels with galv. slotted gratings-A 15-TX, including drain socket Ø 110 mm, 2 end caps and dirt strainer-1 m ^{1) 22)}	1000	90	010141780	6,53	1	DY
MEAPARK complete channel with 2 ductile iron slotted grates, B 125-1 m CX ¹⁾	1000	90	010141744	2,00	60	DY
MEAPARK complete channel with 2 plastic longitudinal bar grates BLACK-A-1 m CXL ^{1) 22)}	1000	90	010141791	1,60	-	DY
MEAPARK complete channel with 2 plastic slotted gratings-B 125-1 m CX ¹⁾	1000	90	010141746	2,00	60	DY
MEAPARK complete channel with 2 MEA TSC 100 TopSlots, A 15-1 m CX ^{1) 22)}	1000	90	010141748	2,00	1	DY

MEAPARK drainage channel body

Article	Length (mm)	Height (mm)	EAN-Code	kg/unit	unit/pallet	MG
MEAPARK drainage channel body ¹⁾	1000	90	010141738	0,80	88	DY

> **NOTE** The detailed explanation of the footnotes can be found on page 388.

MEAPARK ACCESSORIES

MEAPARK End cap

Article	Material	Height (mm)	EAN-Code	kg/unit	unit/pallet	MG
MEAPARK.SE End cap closed for channel start/end with possible connector Ø 50 mm	PP	-	010141740	0,03	1	DY

MEAPARK Connection accessories

Article	Material	EAN-Code	kg/unit	unit/pallet	MG
MEAPARK Drainage kit, contains vertical outlet connector, dirt filter and MEAPARK.SE end cap closed	Polyamide	010141781	0,51	1	DY
MEAPARK dirt strainer for drain outlet Ø 110 mm, suitable for MEAPARK drainage channels incl. MEA GARDII-LINE drain outlet 010150197 and for MEAPARK yard gullies	Polyamide	010141790	0,01	1	DY

MEA TSC 100 TOPSLOT

MEA TSC 100 TOPSLOT suitable for channel systems **MEAHOME PLUS**, **MEAFUID 1000**, **MEAPARK** and **MEATEC 130**. Loading class A 15 according to EN 1433. Load capacity according to specification, when installed according to the MEA installation instructions.

MEA TSC 100 TOPSLOT lateral, PP, neck height 60 mm, loading class A 15

Article	Material	Length (mm)	Inlet sect. area Ø cm ² /m above	EAN-Code	kg/unit	unit/pallet	MG
MEA TSC 100/60 TOPSLOT-A 15-PP-0.5 m	Plastic	500	-	010152860	0,45	1	DY
MEA TSC 100.R/60-Galv. inspection element-A 15-0.5 m	Galv. steel	500	-	010152859	2,28	1	DY

MEA TSC 100 ACCESSORIES

MEA TSL / TSC 100 Topslots Accessories


Article	Material	EAN-Code	kg/unit	unit/pallet	MG
MEA TSL-TSC Grate hook for TOPSLOT, 2 pieces required	-	010152113	0,42	1	GR

> **NOTE** The detailed explanation of the footnotes can be found on page 388.

MEA 100 CHANNEL COVERS



Plastic longitudinal bar grating, grey



Plastic longitudinal bar grating, black



Recycled plastic slotted grating



Mesh grating 30/10



Slotted grating



Dotted grating



Longitudinal bar grating

MEA 100 TOPFIX CHANNEL COVERS

With non-bolted TOPFIX channel cover securement, without longitudinal shift protection. Suitable for the systems **MEAHOME PLUS** and **MEAPARK**. Total width of grates 122 mm.

MEA 100 channel covers, loading class A 15 with non-bolted TOPFIX channel cover securement

Article	Material	Length (mm)	Inlet sect. area Ø cm ² /m above	EAN-Code	kg/unit	unit/pallet	MG
MEA 100 Galv. slotted grating-A 15-1 m 10/85 TX *)	Galv. steel	1000	280	010141704	1,13	400	GR
MEA 100 Galv. slotted grating-A 15-0.5 m 10/85 TX *)	Galv. steel	500	280	010141703	0,65	1	GR
MEA 100 Stainl. steel slotted grating-A 15-1 m 10/85 TX *)	Stainl. steel	1000	280	010141732	1,42	400	GR
MEA 100 Stainl. steel slotted grating-A 15-0.5 m 10/85 TX *)	Stainl. steel	500	280	010141734	0,71	1	GR

MEA 100 CLIPFIX CHANNEL COVERS

With non-bolted CLIPFIX channel cover securement, with and without longitudinal shift protection. Suitable for the systems **MEARIN PLUS/ EXPERT 1000, MEAHOME PLUS, MEADRAIN SV/SE/SG 1000** and **SVF/SEF 1000** and **MEAPARK**. Total width of grates 122 mm, loading classes A 15 to B 125 according to EN 1433.

MEA 100 channel covers, loading class A 15 with non-bolted CLIPFIX channel cover securement

Article	Material	Length (mm)	Inlet sect. area Ø cm ² /m above	EAN-Code	kg/unit	unit/pallet	MG
MEA 100 Plastic longitudinal bar grating-A-0.5 m 39/7.7 CXL, black, heelguard	PP	500	159	010152570	0,40	252	GR
MEA 100 Plastic longitudinal bar grating-A-0.5 m 39/7.7 CXL, grey, heelguard	PP	500	159	010152572	0,40	252	GR
MEA 100 Galv. slotted grating-A 15-1 m 10/85 CX	Galv. steel	1000	280	010152107	1,42	150	GR
MEA 100 Galv. slotted grating-A 15-0.5 m 10/85 CX	Galv. steel	500	280	010152109	0,85	300	GR
MEA 100 Galv. longitudinal bar grating-A 15-1 m CX	Galv. steel	1000	609	010730798	2,87	300	GR
MEA 100 Galv. longitudinal bar grating-A 15-0.5 m CX	Galv. steel	500	609	010730800	1,49	300	GR
MEA 100 Galv. mesh grating-A 15-1 m 30/10 CX	Galv. steel	1000	845	010152204	2,48	168	GR
MEA 100 Galv. mesh grating-A 15-0.5 m 30/10 CX	Galv. steel	500	845	010152209	1,25	300	GR
MEA 100 Galvanised steel perforated grating-A 15-1 m Ø 6 mm CX, heelguard *)	Galv. steel	1000	170	010152920	1,75	150	GR
MEA 100 Galvanised steel perforated grating-A 15-0.5 m Ø 6 mm CX, heelguard *)	Galv. steel	500	170	010152922	0,95	100	GR
MEA 100 Stainl. steel slotted grating-A 15-1 m 10/85 CX *)	Stainl. steel	1000	280	010152223	1,42	100	GR
MEA 100 Stainl. steel slotted grating-A 15-0.5 m 10/85 CX *)	Stainl. steel	500	280	010152225	0,87	204	GR
MEA 100 Stainl. steel longitudinal bar grating-A 15-1 m CX *)	Stainl. steel	1000	609	010730802	2,73	60	GR
MEA 100 Stainl. steel longitudinal bar grating-A 15-0.5 m CX *)	Stainl. steel	500	609	010730804	1,35	300	GR
MEA 100 Stainl. steel mesh grating-A 15-1 m 30/10 CX *)	Stainl. steel	1000	845	010730334	2,60	100	GR
MEA 100 Stainl. steel mesh grating-A 15-0.5 m 30/10 CX *)	Stainl. steel	500	845	010730336	1,40	300	GR
MEA 100 Stainless steel perforated grating-A 15-1 m Ø 6 mm CX, heelguard *)	Stainl. steel	1000	170	010152924	1,75	100	GR
MEA 100 Stainless steel perforated grating-A 15-0.5 m Ø 6 mm CX, heelguard *)	Stainl. steel	500	170	010152926	0,95	50	GR

Recycled plastic

Polymer concrete

Metal

MEA 100 channel covers, loading class B 125 with non-bolted CLIPFIX channel cover securement

Article	Material	Length (mm)	Inlet sect. area Ø cm ² /m above	EAN-Code	kg/unit	unit/pallet	MG
MEA 100 Ductile iron slotted grating-B 125-0.5 m 12/95 CXL *)****)	Ductile iron	500	556	010145125	2,20	200	GR
MEA 100 recycled plastic slotted grating-B 125-0.5 m 6/45 CXL, heelguard	Regranulate	500	207	010152428	0,85	252	GR
MEA 100 Galv. longitudinal bar grating-B 125-1 m 31/7 CXL, heelguard	Galv. steel	1000	590	010730806	4,00	96	GR
MEA 100 Galv. longitudinal bar grating-B 125-0.5 m 31/7 CXL, heelguard	Galv. steel	500	590	010730808	1,99	300	GR
MEA 100 Galv. mesh grating-B 125-1 m 30/10 CXL	Galv. steel	1000	845	010152324	3,22	150	GR
MEA 100 Galv. mesh grating-B 125-0.5 m 30/10 CXL	Galv. steel	500	845	010152326	1,71	300	GR
MEA 100 Stainl. steel longitudinal bar grating-B 125-1 m 31/7 CXL, heelguard *)	Stainl. steel	1000	590	010730810	3,62	48	GR
MEA 100 Stainl. steel longitudinal bar grating-B 125-0.5 m 31/7 CXL, heelguard *)	Stainl. steel	500	590	010730812	1,86	300	GR

Rainwater treatment

Grid hook

Article	Material	EAN-Code	kg/unit	unit/pallet	MG
MEADRAIN/MEARIN Grid hook	Galv. steel	010152115	0,23	1	GR

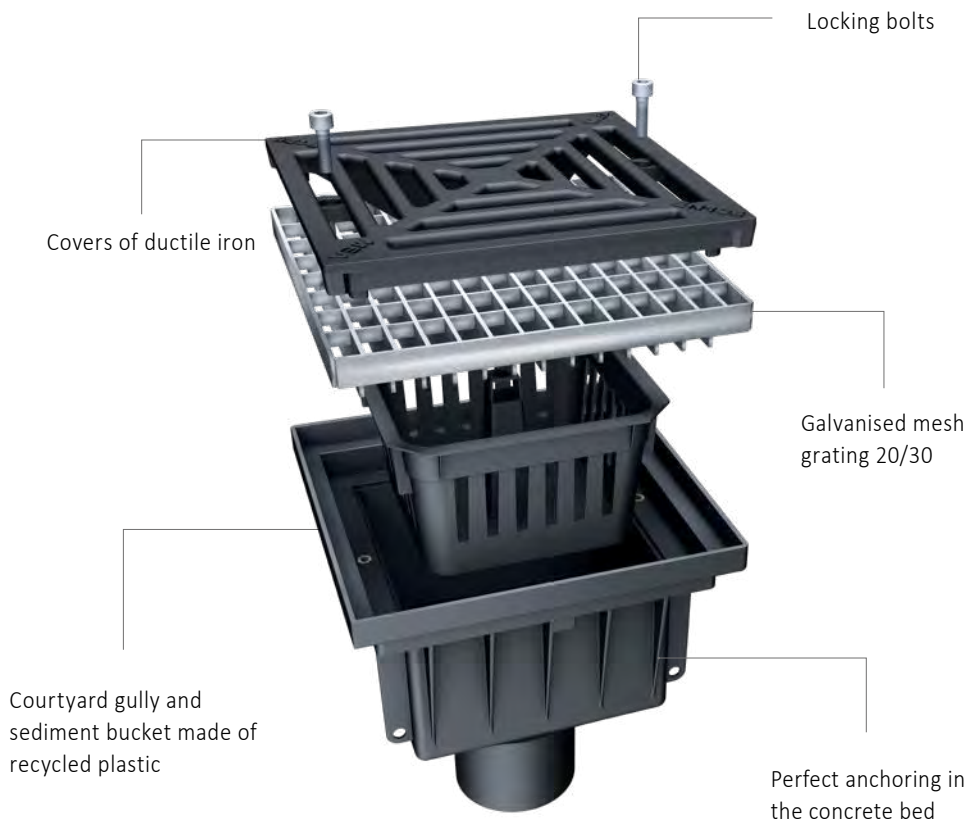
Other



MEAPARK COURTYARD GULLY

MEAPARK courtyard gullies are made of high quality recycled plastic (polypropylene copolymer regruanalte). They are ecological (recyclable, free of asbestos and heavy metals) and their light weight allow an easy installation.

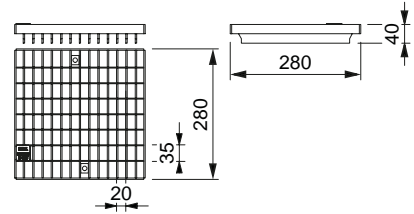
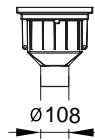
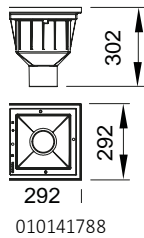
MEAPARK courtyard gullies have been designed to be installed everywhere around houses and landscaping areas. The MEAPARK yard gullies come with 2 types of covers: gratings made of galvanised steel or made of ductile iron.



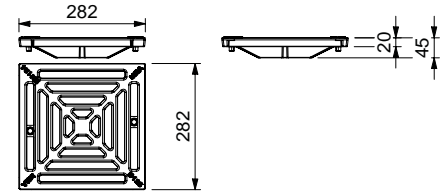
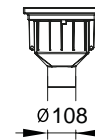
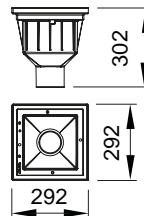
- > With galvanised mesh grating or ductile iron cover
- > Up to loading class B 125
- > Made of recycled plastic

> **NOTE** The detailed explanation of the footnotes can be found on page 388.

MEAPARK COURTYARD GULLY



MEAPARK courtyard gully with mesh grating



MEAPARK courtyard gully with ductile iron grating

MEAPARK YARD GULLY MADE OF PLASTIC

Yard gully made of plastic with sediment bucket and connector Ø 110 mm. Optionally with ductile iron grating or galvanized mesh grating 20/30. Loading classes, A 15 to B 125 (gratings according to EN 124).

MEAPARK Yard gully with ductile iron grating, loading class B 125 according to EN 124


Article	Length (mm)	Width (mm)	Height (mm)	EAN-Code	kg/unit	unit/pallet	MG
MEAPARK Yard gully with bolted ductile iron grating-B 125 with sediment bucket and vertical drain connection Ø 110 mm	292	292	302	010141786	5,93	24	DY

MEAPARK Yard gully with mesh grating 20/30, loading class B 125 according to EN 124

Article	Length (mm)	Width (mm)	Height (mm)	EAN-Code	kg/unit	unit/pallet	MG
MEAPARK Yard gully with bolted galv. mesh grating-B 125 20/30 with sediment bucket and vertical connection Ø 110 mm	292	292	302	010141788	5,02	24	DY

> NOTE The detailed explanation of the footnotes can be found on page 388.

NOTES



Glass-fibre-reinforced composite

Recycled plastic

Polymer concrete

Metal

Rainwater treatment












Other




DRAINAGE SYSTEMS MADE OF POLYMER CONCRETE

Polymer concrete is characterized by its excellent physical and chemical properties. Robust and significantly lighter than concrete, the material has outstanding re-

sistance to chemical liquids. The manufacturing methods allow a large variety of sizes and shapes to be used in a wide range of applications.


	MEADRAIN PG multi-storey car park channel	Page 119
	MEADRAIN SV and SVF, SE and SEF	Page 131
	MEADRAIN SG	Page 139
	MEADRAIN EN and ENS	Page 216
	MEAKERB kerbstone	Page 269
	MEAKERB BRIDGE	Page 275
	MEADRAIN DM	Page 281
	MEALINE S, G and 55	Page 306
	MEAGARD II, MEAGARD 165 and 200	Page 309
	MEAGARD courtyard gully	Page 318
	Point inlet MEADRAIN EN	Page 321



MEADRAIN PG

An important but often neglected aspect in the planning of multi-storey car parks and underground garages is the issue of drainage. The specially developed PG multi-storey car park channel is ideally suited for this purpose

due to its flat construction height. The installation works without any major interventions in the floor or ceiling construction. In practice, the MEADRAIN PG also impresses with its quick and easy cleaning without removing a cover.



- > 50 mm constructive height
- > Loading class C 250
- > Without grating
- > Sealable joints according to EN 1433
- > Smooth surface

> **NOTE** The detailed explanation of the footnotes can be found on page 388.

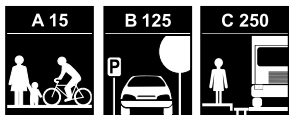
MEADRAIN PG DRAINAGE SYSTEM


A 15 B 125 C 250

MEADRAIN PG SYSTEM OVERVIEW



- 1- MEADRAIN PG Shallow channel in the following widths: 100, 150 and 300 mm
- 2- Easy cleaning, thanks to free channel cross-section
- 3- Matching accessories made of stainless steel
- 4- Easy to seal, as the sealing joint is freely accessible from above even after installation





- > Shallow channel made of high resistance MEA polymer concrete with comb profile
- > With integrated sealing joint
- > Extremely resistant to chemical substances
- > 100% system solution

Glass-fibre-reinforced composite

Recycled plastic

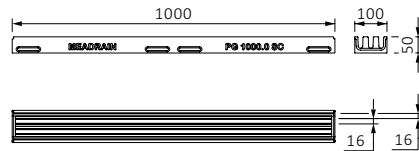
Polymer concrete

Metal

Rainwater treatment

Other

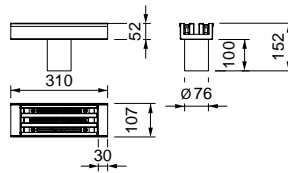
MEADRAIN PG 1000 MULTI-STOREY CAR PARK CHANNEL



010155602

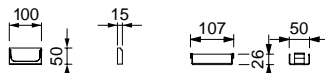
MEADRAIN PG 1000.0 car park channel

MEADRAIN PG 1000 ACCESSORIES



010155582

MEADRAIN PG 1000.EK outlet element with pipe connection \varnothing 75 mm



010155606

010155584

MEADRAIN PG 1000.SE end cap for channel start/end

MEADRAIN PG 1000 MULTI-STOREY CAR PARK CHANNEL

Shallow multi-storey car park channel made of polymer concrete with comb profile, trafficable and walk-on without additional cover, with integrated sealing joint, total width 100 mm. loading classes A 15 to C 250 according to EN 1433.

MEADRAIN PG 1000 Multi-storey car park channel without slope, loading classes up to C 250

Article	Length (mm)	Height (mm)	EAN-Code	kg/unit	unit/pallet	MG
MEADRAIN PG 1000.0 multi-storey car park channel	1000	50	010155602	7,24	80	PG
MEADRAIN PG 1000.0/A multi-storey car park channel with \varnothing 75 mm outlet ^{*)}	1000	50	010155604	7,21	80	PG

MEADRAIN PG 1000 ACCESSORIES

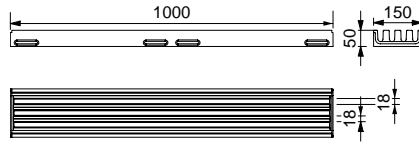
MEADRAIN PG 1000 drain element made of stainless steel

Article	Length (mm)	Height (mm)	EAN-Code	kg/unit	unit/pallet	MG
MEADRAIN PG 1000.EK outlet made of stainl. steel including cover and dirt filter, with pipe connection possibility \varnothing 75 mm ^{*)}	310	52	010155582	4,05	1	PG

MEADRAIN PG 1000 End caps

Article	Material	Height (mm)	EAN-Code	kg/unit	unit/pallet	MG
MEADRAIN PG 1000.SE End cap for channel start/end	Polymer concrete	50	010155606	0,14	1	PG
MEADRAIN PG 1000.EK End cap for drain element ^{*)}	Stainl. steel	26	010155584	0,17	1	PG

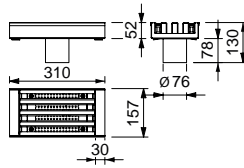
MEADRAIN PG 1500 MULTI-STOREY CAR PARK CHANNEL



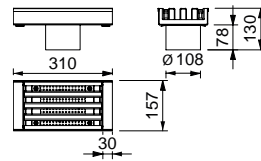
010155595

MEADRAIN PG 1500.0 car park channel

MEADRAIN PG 1500 ACCESSORIES

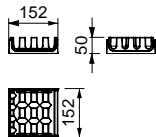


010155590



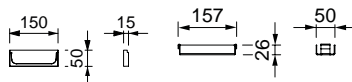
010155616

MEADRAIN PG 1500.EK V2A outlet element with pipe connection \varnothing 75 mm / \varnothing 110 mm

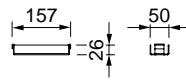


010155580

MEADRAIN PG 1500.K crossing element



010155599



010155586

MEADRAIN PG 1500.SE end cap for channel start/end, crossing element

MEADRAIN PG 1500 MULTI-STOREY CAR PARK CHANNEL

Shallow multi-storey car park channel made of polymer concrete with comb profile no additional cover, loading class C 250 with integrated sealing joint, total width 150 mm. Loading classes A 15 to C 250 according to EN 1433.

MEADRAIN PG 1500 Multi-storey car park channel without slope, loading classes up to C 250

Article	Length (mm)	Height (mm)	EAN-Code	kg/unit	unit/pallet	MG
MEADRAIN PG 1500.0 multi-storey car park channel-1 m	1000	50	010155595	10,87	50	PG
MEADRAIN PG 1500.0/A multi-storey car park channel with continuous bar profile above the outlet-1 m ⁷⁾	1000	50/120	010155597	11,13	35	PG
MEADRAIN PG 1500.0/A multi-storey car park channel with outlet Ø 110 mm with continuous bar profile above the outlet-1 m	1000	-	010155600	10,94	35	PG
MEADRAIN PG 1500.0-30H multi-storey car park channel-1 m	1000	30	035155632	7,40	80	PG
MEADRAIN PG 1500.0/A-30H multi-storey car park channel with outlet Ø 75 mm-1 m ⁷⁾	1000	30	035155634	7,50	48	PG

MEADRAIN PG 1500 ACCESSORIES

MEADRAIN PG 1500 Outlets made of stainless steel

Article	Length (mm)	Height (mm)	EAN-Code	kg/unit	unit/pallet	MG
MEADRAIN PG 1500.EK outlet made of stainl. steel including cover and dirt filter, with pipe connection possibility Ø 110 mm ⁷⁾	310	52	010155616	5,58	1	PG
MEADRAIN PG 1500.EK outlet made of stainl. steel including cover and dirt filter, with pipe connection possibility Ø 75 mm ⁷⁾	310	56	010155590	5,27	1	PG

MEADRAIN PG 1500 Crossing element made of galvanised ductile iron

Article	Material	EAN-Code	kg/unit	unit/pallet	MG
MEADRAIN PG 1500.K Crossing element made of galv. ductile iron	Ductile iron	010155580	4,90	1	PG

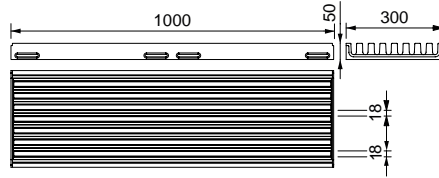
MEADRAIN PG 1500 End caps

Article	Material	Height (mm)	EAN-Code	kg/unit	unit/pallet	MG
MEADRAIN PG 1500.SE End cap for channel start/end	Polymer concrete	50	010155599	0,20	1	PG
MEADRAIN PG 1500.EK End cap made of stainl. steel for drain element ⁷⁾	Stainl. steel	26	010155586	0,13	1	PG
MEADRAIN PG 1500.SE-30H End cap for channel start/end	Polymer concrete	30	035155638	0,15	1	PG

MEADRAIN PG 1500 Odour trap and accessories

Article	Material	Height (mm)	EAN-Code	kg/unit	unit/pallet	MG
MEA odour trap.GV Ø 110 mm made of stainl. steel, fitting outlet-elements with outlet Ø 110 mm ⁷⁾	Stainl. steel	126	010141812	0,58	1	PG
MEADRAIN PG 1500 / PG 3000 Joint Cleaner ⁷⁾	Stainl. steel	-	010155596	0,21	1	PG
MEADRAIN PG 1500 / PG 3000 Joint cleaning shovel ⁷⁾	Stainl. steel	-	010155594	0,87	1	PG

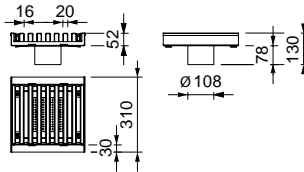
MEADRAIN PG 3000 MULTI-STOREY CAR PARK CHANNEL



010155694

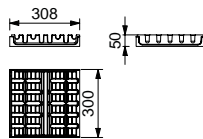
MEADRAIN PG 3000.0 car park channel

MEADRAIN PG 3000 ACCESSORIES



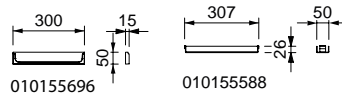
010155618

MEADRAIN PG 3000.EK V2A outlet element with pipe connection \varnothing 110 mm, \varnothing 75 mm



010155695

MEADRAIN PG 3000.K crossing element



010155696

010155588

MEADRAIN PG 3000.SE end cap for channel start/end, crossing element

MEADRAIN PG 3000 MULTI-STOREY CAR PARK CHANNEL

Shallow multi-storey car park channel made of polymer concrete with comb profile no additional cover, loading class C 250 with integrated sealing joint, total width 300 mm. Loading classes A 15 to C 250 according to EN 1433.

MEADRAIN PG 3000 Multi-storey car park channel without slope, loading classes up to C 250

Article	Length (mm)	Height (mm)	EAN-Code	kg/unit	unit/pallet	MG
MEADRAIN PG 3000.0 multi-storey car park channel	1000	50	010155694	22,85	30	PG

MEADRAIN PG 3000 ACCESSORIES

MEADRAIN PG 3000 Outlets made of stainl. steel

Article	Length (mm)	Height (mm)	EAN-Code	kg/unit	unit/pallet	MG
MEADRAIN PG 3000.EK outlet made of stainl. steel including cover and dirt filter, with pipe connection possibility Ø 110 mm *)	310	52	010155618	8,98	1	PG
MEADRAIN PG 3000.EK outlet made of stainl. steel including cover and dirt filter, with pipe connection possibility Ø 75 mm *)	310	52	010155592	7,20	1	PG

MEADRAIN PG 3000 Crossing element

Article	Material	EAN-Code	kg/unit	unit/pallet	MG
MEADRAIN PG 3000.K Crossing element	Polymer concrete	010155695	6,51	1	PG
MEADRAIN PG 3000.K/A Crossing element with outlet Ø 75 mm	Stainl. steel	010155697	6,36	9	PG

MEADRAIN PG 3000 End caps

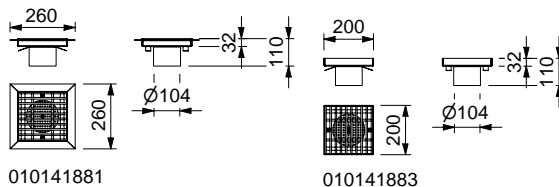
Article	Material	Height (mm)	EAN-Code	kg/unit	unit/pallet	MG
MEADRAIN PG 3000.SE End cap for channel start and end	Polymer concrete	50	010155696	0,38	1	PG
MEADRAIN PG 3000.EK End cap made of stainl. steel for drain element *)	Stainl. steel (AISI 304)	26	010155588	0,26	1	PG

MEADRAIN PG 3000 odour trap and accessories

Article	Material	Height (mm)	EAN-Code	kg/unit	unit/pallet	MG
MEA odour trap.GV Ø 110 mm made of stainl. steel, fitting outlet-elements with outlet Ø 110 mm *)	Stainl. steel	126	010141812	0,58	1	PG
MEADRAIN PG 1500 / PG 3000 Joint Cleaner *)	Stainl. steel	-	010155596	0,21	1	PG
MEADRAIN PG 1500 / PG 3000 Joint cleaning shovel *)	Stainl. steel	-	010155594	0,87	1	PG

> **NOTE** The detailed explanation of the footnotes can be found on page 388.

MEA PARKING DECK DRAIN



MEA parking deck drain

MEA PARKING DECK DRAIN


Versions with sealing flange for OS installation (OS) or without sealing flange for mastic asphalt installation (AS).

MEA parking deck drain

Article	Material	Length (mm)	Width (mm)	Height (mm)	EAN-Code	kg/unit	unit/pallet	MG
MEA parking deck drain-OS 20x20 (AISI 316) Ø 110 mm including cover with 2-fold screw connection and dirt strainer. Including OS sealing flange (26x26 cm). Can be used for subsequent odour trap. *)	Stainl. steel (AISI 316)	260	260	32	010141881	0,00	1	PG
MEA parking deck drain-AS 20x20 (AISI 316) Ø 110 mm including cover with 2-fold screw connection and dirt strainer. Can be used for subsequent odour trap. *)	Stainl. steel (AISI 316)	200	200	32	010141883	0,00	1	PG

> NOTE The detailed explanation of the footnotes can be found on page 388.

NOTES



Glass-fibre-reinforced composite

Recycled plastic

Polymer concrete

Metal

Rainwater treatment

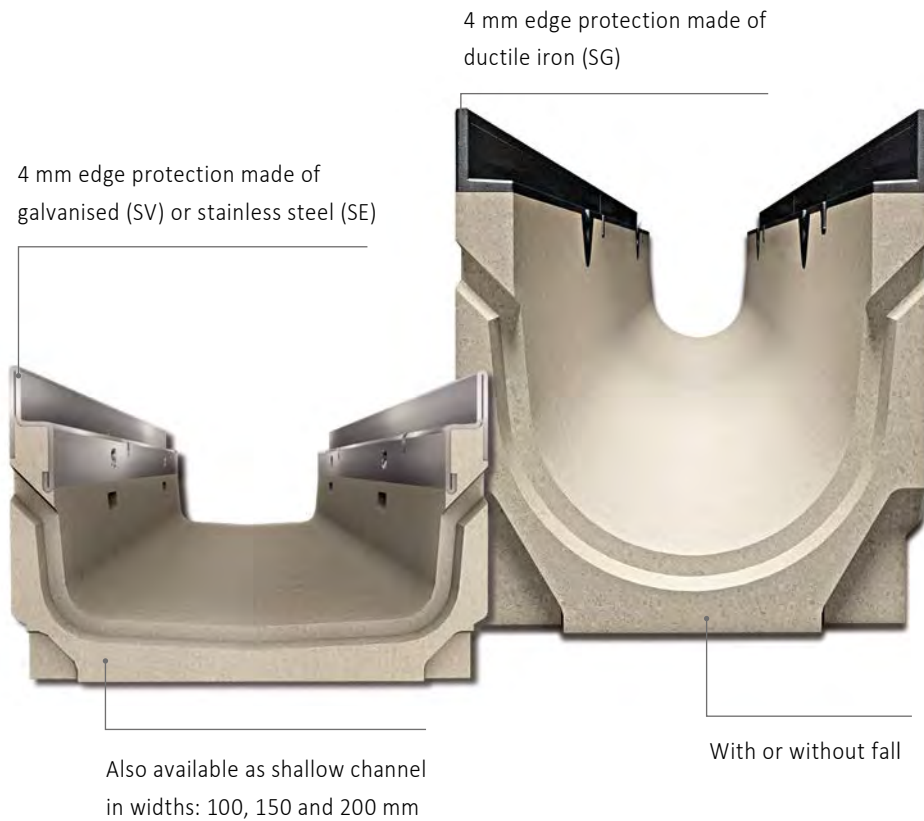
Other



MEADRAIN SV, SVF, SE, SEF AND SG

Our MEADRAIN S channel product portfolio has been designed to provide a maximum of flexibility in using rain water drainage channel for loading classes up to E 600. Our „universal“ drainage channel made of polymer concrete covers all possible application fields, from landscaping to industrial areas with maximum traffic and charges.


The MEADRAIN S drainage channels are available with edges made of gavanised and stainless steel as well as of ductile iron, providing a solution for every typ of project. The system is available in 4 differents widths (100, 150, 200 and 300 mm) and various heights (from flat to high capacity channels).




- > Loading class E 600
- > Lateral ribs for more stability and optimal anchorage in the concrete bed
- > Matching covers with longitudinal shift protection
- > With CLIPFIX grating locking mechanism
- > With or without fall
- > Widths: 100, 150, 200 and 300 mm

Glass-fibre-reinforced composite
Recycled plastic
Polymer concrete
Metal
Rainwater treatment
Other

MEADRAIN S 1000 SYSTEM OVERVIEW



- 1- CLIPFIX Grating locking mechanism
Plastic, galvanised steel, stainless steel and ductile iron gratings can be fastened and loosened with a single movement - without bolts, safely and quickly
- 2- The drainage channels are made of high quality polymer concrete
- 3- **MEADRAIN SV 1000** with 4 mm edge protection made of galvanised steel
- 4- **MEADRAIN SE 1000** with 4 mm stainless steel edge protection
- 5- Lateral ribs guarantee optimum anchoring and a stable positioning in the concrete bed



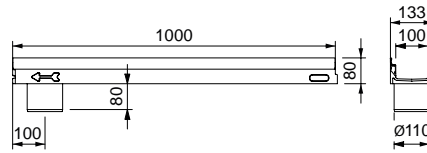



- > Certified compliant with EN 1433 and CE
- > Complete system equipped with CLIPFIX grating locking mechanism
- > Matching covers with longitudinal displacement lock

MEADRAIN S DRAINAGE SYSTEM | CW 100

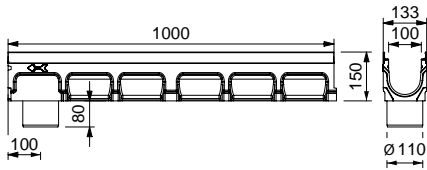
A 15 B 125 C 250 D 400** E 600**

MEADRAIN S 1000 CHANNELS



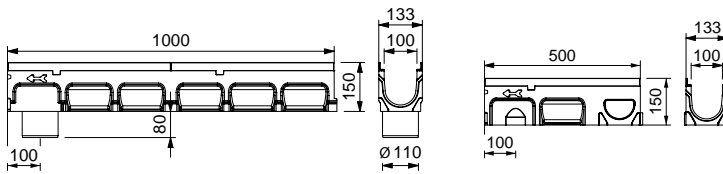
010154635

MEADRAIN SVF/SEF 1000 shallow channels



010712602

MEADRAIN SV/SE 1000 drainage channels



010713608

010713610

MEADRAIN SG 1000 drainage channels

MEADRAIN SVF 1000 SHALLOW POLYMER CONCRETE DRAINAGE CHANNEL WITH 4 MM EDGE PROTECTION MADE OF GALVANISED STEEL, SEALING JOINT ACCORDING TO EN 1433

Clear width of the shallow drainage channel body 100 mm, total width 133 mm. Suitable for all channel covers **MEA 100 CLIPFIX** with and without longitudinal shift protection, **MEA TSL 100**, **TSC 100** and **MEA TSH 100 TOPSLOT**. For the realisation of water level slopes. Loading classes A 15 to E 600** according to EN 1433. Load capacity according to MEA installation instructions.

MEADRAIN SVF 1000 shallow drainage channel body without fall, Loading classes up to E 600 **)

Article	Length (mm)	Height (mm)	EAN-Code	kg/unit	unit/pallet	MG
MEADRAIN SVF 1000.0/80 shallow drainage channel body ^{1) **)}	1000	80	010154631	9,08	35	MD
MEADRAIN SVF 1000.0 A/80 shallow drainage channel body with tight formed-in flanged drain outlet Ø 110 mm ^{8) **)}	1000	80	010154635	9,06	30	MD
MEADRAIN SVF 1000.1/80 shallow drainage channel body ^{1) **)}	500	80	010154633	4,80	70	MD

> **NOTE** The detailed explanation of the footnotes can be found on page 388.

MEADRAIN SV 1000 POLYMER CONCRETE CHANNEL BODY**WITH 4 MM EDGE PROTECTION MADE OF GALVANISED STEEL, SEALING JOINT ACCORDING TO EN 1433**

Clear width of the channel body 100 mm. Total width 133 mm. Suitable for drainage channel covers **MEA 100 CLIPFIX**, **TOPSLOTS TSL 100**, **TSC 100** and **TSH 100** with and without longitudinal shift protection. For the realisation of water level slopes, step slopes and linear slopes (0.5%). Loading classes A 15 to E 600** according to EN 1433. Load capacity according to specification, when installed according to the MEA installation instructions.

MEADRAIN SV 1000 drainage channel body without fall, Loading classes up to E 600 **)

Article	Length (mm)	Height (mm)	EAN-Code	kg/unit	unit/pallet	MG
MEADRAIN SV 1000.0 Drainage channel body ^{4) **)}	1000	150	010712600	13,97	36	MD
MEADRAIN SV 1000.0/A Drainage channel with tight formed-in flanged drain outlet Ø 110 mm ^{8) **)}	1000	150	010712602	13,73	25	MD
MEADRAIN SV 1000.1 Drainage channel body ^{4) 14) **)}	500	150	010712604	7,17	40	MD
MEADRAIN SV 1005.0 Drainage channel body ^{4) **)}	1000	175	010712618	15,09	36	MD
MEADRAIN SV 1005.0/A Drainage channel with tight formed-in flanged drain outlet Ø 110 mm ^{8) **)}	1000	175	010712620	15,03	30	MD
MEADRAIN SV 1005.1 Drainage channel body ^{4) 14) **)}	500	175	010712622	7,72	40	MD
MEADRAIN SV 1010.0 Drainage channel body ^{4) **)}	1000	200	010712636	16,55	30	MD
MEADRAIN SV 1010.0/A Drainage channel with tight formed-in flanged drain outlet Ø 110 mm ^{8) **)}	1000	200	010712638	16,23	20	MD
MEADRAIN SV 1010.1 Drainage channel body ^{4) 14) **)}	500	200	010712640	8,07	40	MD
MEADRAIN SV 1015.0 Drainage channel body ^{4) **)}	1000	225	010712642	17,62	24	MD
MEADRAIN SV 1015.0/A Drainage channel with tight formed-in flanged drain outlet Ø 110 mm ^{8) **)}	1000	225	010712644	19,70	20	MD
MEADRAIN SV 1015.1 Drainage channel body ^{4) 14) **)}	500	225	010712646	9,86	40	MD
MEADRAIN SV 1020.0 Drainage channel body ^{4) **)}	1000	250	010712648	18,65	24	MD
MEADRAIN SV 1020.0/A Drainage channel with tight formed-in flanged drain outlet Ø 110 mm ^{8) **)}	1000	250	010712650	19,64	20	MD
MEADRAIN SV 1020.1 Drainage channel body ^{4) 14) **)}	500	250	010712652	9,57	40	MD
MEADRAIN SV 1030.0 Drainage channel body ^{4) **)}	1000	305	010712654	23,12	18	MD
MEADRAIN SV 1030.0/A Drainage channel with tight formed-in flanged drain outlet Ø 110 mm ^{8) **)}	1000	305	010712656	22,88	20	MD
MEADRAIN SV 1030.1 Drainage channel body ^{4) 14) **)}	500	305	010714100	12,11	30	MD

> **NOTE** The detailed explanation of the footnotes can be found on page 388.

MEADRAIN SV 1000 POLYMER CONCRETE CHANNEL BODY**WITH 4 MM EDGE PROTECTION MADE OF GALVANISED STEEL, SEALING JOINT ACCORDING TO EN 1433**

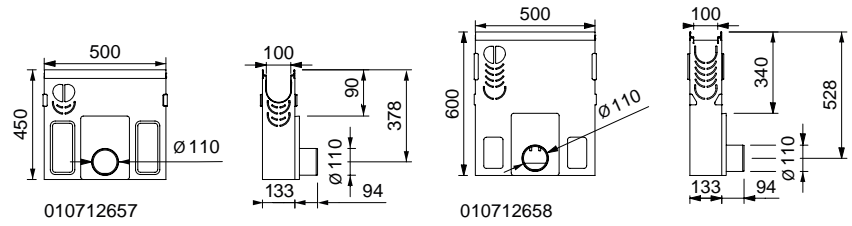
Clear width of the channel body 100 mm. Total width 133 mm. Suitable for drainage channel covers **MEA 100 CLIPFIX**, **TOPSLOTS TSL 100**, **TSC 100** and **TSH 100** with and without longitudinal shift protection. For the realisation of water level slopes, step slopes and linear slopes (0.5%). Loading classes A 15 to E 600** according to EN 1433. Load capacity according to specification, when installed according to the MEA installation instructions.

MEADRAIN SV 1000 drainage channel body with 0.5% fall, Loading classes up to E 600 **)

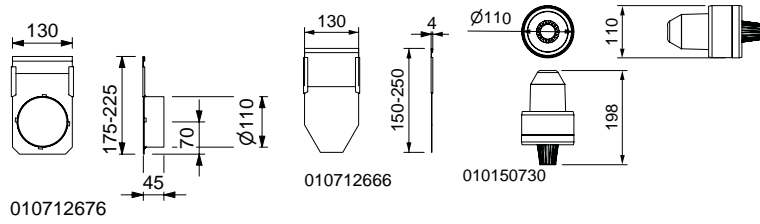

Article	Length (mm)	Height (mm)	Height 2 (mm)	EAN-Code	kg/unit	unit/pallet	MG
MEADRAIN SV 1001 Drainage channel body **)	1000	150	155	010712606	13,16	36	MD
MEADRAIN SV 1002 Drainage channel body **)	1000	155	160	010712608	13,55	36	MD
MEADRAIN SV 1003 Drainage channel body **)	1000	160	165	010712610	14,12	36	MD
MEADRAIN SV 1004 Drainage channel body **)	1000	165	170	010712612	14,34	36	MD
MEADRAIN SV 1005 Drainage channel body 4) **)	1000	170	175	010712614	14,72	36	MD
MEADRAIN SV 1005/A Drainage channel with tight formed-in flanged drain outlet Ø 110 mm 3) **)	1000	170	175	010712616	15,17	25	MD
MEADRAIN SV 1006 Drainage channel body **)	1000	175	180	010712624	14,78	36	MD
MEADRAIN SV 1007 Drainage channel body **)	1000	180	185	010712626	15,36	36	MD
MEADRAIN SV 1008 Drainage channel body **)	1000	185	190	010712628	15,35	36	MD
MEADRAIN SV 1009 Drainage channel body **)	1000	190	195	010712630	15,43	36	MD
MEADRAIN SV 1010 Drainage channel body 4) **)	1000	195	200	010712632	15,95	30	MD
MEADRAIN SV 1010/A Drainage channel with tight formed-in flanged drain outlet Ø 110 mm 3) **)	1000	195	200	010712634	16,01	20	MD
MEADRAIN SV 1011 Drainage channel body **)	1000	200	205	010714102	16,70	30	MD
MEADRAIN SV 1012 Drainage channel body **)	1000	205	210	010714104	17,20	30	MD
MEADRAIN SV 1013 Drainage channel body **)	1000	210	215	010714106	17,37	30	MD
MEADRAIN SV 1014 Drainage channel body **)	1000	215	220	010714108	17,83	30	MD
MEADRAIN SV 1015 Drainage channel body 4) **)	1000	220	225	010714110	18,06	30	MD
MEADRAIN SV 1015/A Drainage channel with tight formed-in flanged drain outlet Ø 110 mm 3) **)	1000	220	225	010714112	17,55	36	MD
MEADRAIN SV 1016 Drainage channel body **)	1000	225	230	010714114	18,36	30	MD
MEADRAIN SV 1017 Drainage channel body **)	1000	230	235	010714116	18,71	30	MD
MEADRAIN SV 1018 Drainage channel body **)	1000	235	240	010714118	19,10	30	MD
MEADRAIN SV 1019 Drainage channel body **)	1000	240	245	010714120	19,36	30	MD
MEADRAIN SV 1020 Drainage channel body 4) **)	1000	245	250	010714122	19,60	24	MD
MEADRAIN SV 1020/A Drainage channel with tight formed-in flanged drain outlet Ø 110 mm 3) **)	1000	245	250	010714124	21,19	20	MD
MEADRAIN SV 1021 Drainage channel body **)	1000	255	260	010714126	21,24	24	MD
MEADRAIN SV 1022 Drainage channel body **)	1000	260	265	010714128	21,48	24	MD
MEADRAIN SV 1023 Drainage channel body **)	1000	265	270	010714130	21,46	24	MD
MEADRAIN SV 1024 Drainage channel body **)	1000	270	275	010714132	22,01	24	MD
MEADRAIN SV 1025 Drainage channel body **)	1000	275	280	010714134	22,16	24	MD
MEADRAIN SV 1026 Drainage channel body **)	1000	280	285	010714136	22,63	18	MD
MEADRAIN SV 1027 Drainage channel body **)	1000	285	290	010714138	22,80	18	MD
MEADRAIN SV 1028 Drainage channel body **)	1000	290	295	010714140	23,10	18	MD
MEADRAIN SV 1029 Drainage channel body **)	1000	295	300	010714142	23,30	18	MD
MEADRAIN SV 1030 Drainage channel body 4) **)	1000	300	305	010714144	23,66	18	MD
MEADRAIN SV 1030/A Drainage channel with tight formed-in flanged drain outlet Ø 110 mm 3) **)	1000	300	305	010714146	19,38	20	MD

> **NOTE** The detailed explanation of the footnotes can be found on page 388.

MEADRAIN S 1000 ACCESSORIES



MEADRAIN SV/SE/SG 1000 silt boxes



MEADRAIN SV/SE/SG 1000 Accessories

MEADRAIN SV 1000 AND SVF 1000 ACCESSORIES

MEADRAIN SV 1000 Silt box with sediment bucket **)

Article	Material	EAN-Code	kg/unit	unit/pallet	MG
MEADRAIN SV 1000.EK short silt box, H=45 cm incl. sediment bucket for pipe connection Ø 110 mm **)	Polymer concrete	010712657	28,50	10	MD
MEADRAIN SV 1000.EK110 Silt box incl. sediment bucket for pipe connection Ø 110 mm **)	Polymer concrete	010712658	32,84	10	MD
MEADRAIN SV 1000.EK160 Silt box incl. sediment bucket for pipe connection Ø 160 mm **)	Polymer concrete	010712660	32,80	10	MD
MEADRAIN SV 1000.EK QG110 Silt box incl. sediment bucket, with odour trap crosswise to flow direction Ø 110 mm **)	Polymer concrete	010712662	36,50	8	MD
MEADRAIN SV 1000.EK QG160 Silt box incl. sediment bucket, with odour trap crosswise to flow direction Ø 160 mm **)	Polymer concrete	010712664	35,70	6	MD

MEADRAIN SVF 1000 End cap for shallow channel

Article	Material	Height (mm)	EAN-Code	kg/unit	unit/pallet	MG
MEADRAIN SVF 1000.SE End cap for shallow channel start/end	Galv. steel	80	010154637	0,08	1	MD

MEADRAIN SV/SG 1000 End caps

Article	Material	Height (mm)	Height 2 (mm)	EAN-Code	kg/unit	unit/pallet	MG
MEADRAIN SV/SG 1000-20.SE End cap for channel start/end, height-adjustable	Galv. steel	150	250	010712666	0,28	1	MD
MEADRAIN SV/SG 1030.SE End cap for channel start/end, fixed height *)	Galv. steel	305	-	010712668	0,30	1	MD
MEADRAIN SV/SG 1000-5.E End cap for channel end, height adjustable with connection piece Ø 110 mm	Galv. steel	150	175	010712670	0,38	1	MD
MEADRAIN SV/SG 1005-15.E End cap for channel end, height adjustable with connection piece Ø 110 mm	Galv. steel	175	225	010712676	0,45	1	MD
MEADRAIN SV/SG 1015-30.E End cap for channel end, height adjustable with connection piece Ø 110 mm *)	Galv. steel	225	305	010712678	0,76	1	MD

Accessories

Article	Material	EAN-Code	kg/unit	unit/pallet	MG
MEADRAIN/MEAGARD/MEALINE Drainage set with Ø 110 mm connector, Sediment bucket and odour seal	PP	010150730	0,20	1	MG

> **NOTE** The detailed explanation of the footnotes can be found on page 388.

MEADRAIN SEF 1000 SHALLOW POLYMER CONCRETE DRAINAGE CHANNEL**WITH 4 MM EDGE PROTECTION MADE OF STAINLESS STEEL, SEALING JOINT ACCORDING TO EN 1433**

Clear width of the shallow channel body 100 mm, total width 133 mm. For the realisation of water level slopes. Suitable for the all channel covers **MEA 100 CLIPFIX** with and without longitudinal shift protection, **MEA TSL 100**, **MEA TSC 100** and **MEA TSH 100 TOPSLOT**. Loading classes A 15 to E 600** according to EN 1433. Load capacity according to MEA installation instructions.

MEADRAIN SEF 1000 shallow drainage channel body without fall, Loading classes up to E 600 **)

Article	Length (mm)	Height (mm)	EAN-Code	kg/unit	unit/pallet	MG
MEADRAIN SEF 1000.0/80 shallow drainage channel body ^{1)*)**)}	1000	80	010713484	8,56	35	MD
MEADRAIN SEF 1000.0 A/80 shallow drainage channel body with tight formed-in flanged drain outlet Ø 110 mm ^{8)*)**)}	1000	80	010713488	8,47	30	MD
MEADRAIN SEF 1000.1/80 shallow drainage channel body ^{1)*)**)}	500	80	010713486	5,05	70	MD

MEADRAIN SE 1000 POLYMER CONCRETE CHANNEL BODY**WITH 4 MM STAINLESS STEEL EDGE PROTECTION, SEALING JOINT ACCORDING TO EN 1433**

Clear width of the channel body 100 mm. Total width 133 mm. Suitable for drainage channel covers **MEA 100 CLIPFIX**, **TOPSLOTS TSL 100**, **TSC 100** and **TSH 100** with and without longitudinal shift protection. For the realisation of water level slopes, step slopes and linear slopes (0.5%). Loading classes A 15 to E 600** according to EN 1433. Load capacity according to specification, when installed according to the MEA installation instructions.

MEADRAIN SE 1000 drainage channel body without fall, Loading classes up to E 600 **)

Article	Length (mm)	Height (mm)	EAN-Code	kg/unit	unit/pallet	MG
MEADRAIN SE 1000.0 Drainage channel body ^{4)*)**)}	1000	150	010713492	13,97	36	MD
MEADRAIN SE 1000.0/A Drainage channel with tight formed-in flanged drain outlet Ø 110 mm ^{8)*)**)}	1000	150	010713494	13,73	25	MD
MEADRAIN SE 1000.1 Drainage channel body ^{4)14)*)**)}	500	150	010713496	7,17	40	MD
MEADRAIN SE 1005.0 Drainage channel body ^{4)*)**)}	1000	175	010713510	15,09	36	MD
MEADRAIN SE 1005.0/A Drainage channel with tight formed-in flanged drain outlet Ø 110 mm ^{8)*)**)}	1000	175	010713512	15,03	25	MD
MEADRAIN SE 1005.1 Drainage channel body ^{4)14)*)**)}	500	175	010713514	7,72	40	MD
MEADRAIN SE 1010.0 Drainage channel body ^{4)*)**)}	1000	200	010713528	16,55	30	MD
MEADRAIN SE 1010.0/A Drainage channel with tight formed-in flanged drain outlet Ø 110 mm ^{8)*)**)}	1000	200	010713530	16,23	20	MD
MEADRAIN SE 1010.1 Drainage channel body ^{4)14)*)**)}	500	200	010713532	8,07	40	MD
MEADRAIN SE 1015.0 Drainage channel body ^{4)*)**)}	1000	225	010713534	17,62	24	MD
MEADRAIN SE 1015.0/A Drainage channel with tight formed-in flanged drain outlet Ø 110 mm ^{8)*)**)}	1000	225	010713536	19,15	25	MD
MEADRAIN SE 1015.1 Drainage channel ^{4)14)*)**)}	500	225	010713538	9,86	40	MD
MEADRAIN SE 1020.0 Drainage channel body ^{4)*)**)}	1000	250	010713540	18,65	24	MD
MEADRAIN SE 1020.0/A Drainage channel with tight formed-in flanged drain outlet Ø 110 mm ^{8)*)**)}	1000	250	010713542	19,64	20	MD
MEADRAIN SE 1020.1 Drainage channel body ^{4)14)*)**)}	500	250	010713544	9,57	40	MD
MEADRAIN SE 1030.0 Drainage channel body ^{4)*)**)}	1000	305	010713546	23,12	18	MD
MEADRAIN SE 1030.0/A Drainage channel with tight formed-in flanged drain outlet Ø 110 mm ^{8)*)**)}	1000	305	010713548	22,88	20	MD
MEADRAIN SE 1030.1 Drainage channel body ^{4)14)*)**)}	500	305	010714150	12,11	36	MD

> **NOTE** The detailed explanation of the footnotes can be found on page 388.

MEADRAIN SE 1000 POLYMER CONCRETE CHANNEL BODY WITH 4 MM STAINLESS STEEL EDGE PROTECTION, SEALING JOINT ACCORDING TO EN 1433

Clear width of the channel body 100 mm. Total width 133 mm. Suitable for drainage channel covers **MEA 100 CLIPFIX**, **TOPSLOTS TSL 100**, **TSC 100** and **TSH 100** with and without longitudinal shift protection. For the realisation of water level slopes, step slopes and linear slopes (0.5%). Loading classes A 15 to E 600** according to EN 1433. Load capacity according to specification, when installed according to the MEA installation instructions.

MEADRAIN SE 1000 drainage channel body with 0.5% fall, Loading classes up to E 600 **)

Article	Length (mm)	Height (mm)	Height 2 (mm)	EAN-Code	kg/unit	unit/pallet	MG
MEADRAIN SE 1001 Drainage channel body *)**)	1000	150	155	010713498	13,16	36	MD
MEADRAIN SE 1002 Drainage channel body *)**)	1000	155	160	010713500	13,76	36	MD
MEADRAIN SE 1003 Drainage channel body *)**)	1000	160	165	010713502	14,12	36	MD
MEADRAIN SE 1004 Drainage channel body *)**)	1000	165	170	010713504	14,34	36	MD
MEADRAIN SE 1005 Drainage channel body 4)*)**)	1000	170	175	010713506	14,72	36	MD
MEADRAIN SE 1005/A Drainage channel with tight formed-in flanged drain outlet Ø 110 mm 8)*)**)	1000	170	175	010713508	15,17	30	MD
MEADRAIN SE 1006 Drainage channel body *)**)	1000	175	180	010713516	14,78	36	MD
MEADRAIN SE 1007 Drainage channel body *)**)	1000	180	185	010713518	15,36	36	MD
MEADRAIN SE 1008 Drainage channel body *)*)	1000	185	190	010713520	15,35	36	MD
MEADRAIN SE 1009 Drainage channel body *)**)	1000	190	195	010713522	15,43	36	MD
MEADRAIN SE 1010 Drainage channel body 4)*)**)	1000	195	200	010713524	15,95	30	MD
MEADRAIN SE 1010/A Drainage channel with tight formed-in flanged drain outlet Ø 110 mm 8)*)**)	1000	195	200	010713526	16,01	20	MD
MEADRAIN SE 1011 Drainage channel body *)**)	1000	200	205	010714152	16,70	30	MD
MEADRAIN SE 1012 Drainage channel body *)**)	1000	205	210	010714154	17,20	30	MD
MEADRAIN SE 1013 Drainage channel body *)**)	1000	210	215	010714156	17,37	30	MD
MEADRAIN SE 1014 Drainage channel body *)**)	1000	215	220	010714158	17,83	30	MD
MEADRAIN SE 1015 Drainage channel body 4)*)**)	1000	220	225	010714160	18,06	30	MD
MEADRAIN SE 1015/A Drainage channel with tight formed-in flanged drain outlet Ø 110 mm 8)*)**)	1000	220	225	010714162	17,55	25	MD
MEADRAIN SE 1016 Drainage channel body *)**)	1000	225	230	010714164	18,36	30	MD
MEADRAIN SE 1017 Drainage channel body *)**)	1000	230	235	010714166	18,71	30	MD
MEADRAIN SE 1018 Drainage channel body *)**)	1000	235	240	010714168	19,10	30	MD
MEADRAIN SE 1019 Drainage channel body *)**)	1000	240	245	010714170	19,36	30	MD
MEADRAIN SE 1020 Drainage channel body 4)*)**)	1000	245	250	010714172	19,60	24	MD
MEADRAIN SE 1020/A Drainage channel with tight formed-in flanged drain outlet Ø 110 mm 8)*)**)	1000	245	250	010714174	20,01	20	MD
MEADRAIN SE 1021 Drainage channel body *)**)	1000	255	260	010714176	21,24	24	MD
MEADRAIN SE 1022 Drainage channel body *)**)	1000	260	265	010714178	21,48	24	MD
MEADRAIN SE 1023 Drainage channel body *)**)	1000	265	270	010714180	21,46	24	MD
MEADRAIN SE 1024 Drainage channel body *)**)	1000	270	275	010714182	22,01	24	MD
MEADRAIN SE 1025 Drainage channel body *)**)	1000	275	280	010714184	22,16	24	MD
MEADRAIN SE 1026 Drainage channel body *)**)	1000	280	285	010714186	22,63	18	MD
MEADRAIN SE 1027 Drainage channel body *)**)	1000	285	290	010714188	22,80	18	MD
MEADRAIN SE 1028 Drainage channel body *)**)	1000	290	295	010714190	23,10	18	MD
MEADRAIN SE 1029 Drainage channel body *)**)	1000	295	300	010714192	23,30	18	MD
MEADRAIN SE 1030 Drainage channel body 4)*)**)	1000	300	305	010714194	23,66	18	MD
MEADRAIN SE 1030/A Drainage channel with tight formed-in flanged drain outlet Ø 110 mm 8)*)**)	1000	300	305	010714196	19,38	20	MD

> **NOTE** The detailed explanation of the footnotes can be found on page 388.

MEADRAIN SE 1000 AND SEF 1000 ACCESSORIES

MEADRAIN SE 1000 Silt box with sediment bucket **)

Article	Length (mm)	Height (mm)	EAN-Code	kg/unit	unit/pallet	MG
MEADRAIN SE 1000.EK short silt box, H=45 cm incl. sediment bucket for pipe connection Ø 110 mm *)**)	500	455	010713550	28,50	10	MD
MEADRAIN SE 1000.EK110 Silt box incl. sediment bucket for pipe connection Ø 110 mm *)**)	500	600	010713552	32,84	10	MD
MEADRAIN SE 1000.EK160 Silt box incl. sediment bucket for pipe connection Ø 160 mm *)**)	500	600	010713554	32,80	10	MD
MEADRAIN SE 1000.EK QG110 Silt box incl. sediment bucket, with odour trap cross-wise to flow direction Ø 110 mm *)**)	500	600	010713556	36,50	8	MD
MEADRAIN SE 1000.EK QG160 Silt box incl. sediment bucket, with odour trap cross-wise to flow direction Ø 160 mm *)**)	500	600	010713558	35,70	8	MD

MEADRAIN SEF 1000 End cap for shallow channel

Article	Material	Height (mm)	EAN-Code	kg/unit	unit/pallet	MG
MEADRAIN SEF 1000.SE End cap for shallow channel start/end *)	Stainl. steel	80	010713490	0,09	1	MD

MEADRAIN SE End caps

Article	Material	Height (mm)	Height 2 (mm)	EAN-Code	kg/unit	unit/pallet	MG
MEADRAIN SE 1000-20.SE End cap for channel start/end, height-adjustable *)	Stainl. steel	160	250	010713560	0,28	1	MD
MEADRAIN SE 1030.SE End cap for channel start/end, fixed height *)	Stainl. steel	305	-	010713562	0,50	1	MD
MEADRAIN SE 1000-5.E End cap for channel end- height adjustable with connector Ø 110 mm *)	Stainl. steel	150	175	010713564	0,47	1	MD
MEADRAIN SE 1005-15.E End cap for channel end, height adjustable with connector Ø 110 mm *)	Stainl. steel	175	225	010713566	0,40	1	MD
MEADRAIN SE 1015-30.E End cap for channel end- height adjustable with connector Ø 110 mm *)	Stainl. steel	225	305	010713568	0,68	1	MD

Accessories

Article	Material	EAN-Code	kg/unit	unit/pallet	MG
MEADRAIN/MEAGARD/MEALINE Drainage set with Ø 110 mm connector, Sediment bucket and odour seal	PP	010150730	0,20	1	MG

> **NOTE** The detailed explanation of the footnotes can be found on page 388.

MEADRAIN SG 1000 POLYMER CONCRETE CHANNEL BODY**WITH 4 MM EDGE PROTECTION MADE OF DUCTILE IRON, SEALING JOINT ACCORDING TO EN 1433**

Clear width of the channel body 100 mm. Total width 133 mm. Suitable for drainage channel covers **MEA 100 CLIPFIX**, **TOPSLOTS TSL 100**, **TSC 100** and **TSH 100** with and without longitudinal shift protection. For the realisation of water level slopes, step slopes and linear slopes (0.5%). Loading classes A 15 to E 600** according to EN 1433. Load capacity according to specification, when installed according to the MEA installation instructions.

MEADRAIN SG 1000 drainage channel body without fall, Loading classes up to E 600 **)

Article	Length (mm)	Height (mm)	EAN-Code	kg/unit	unit/pallet	MG
MEADRAIN SG 1000.0 Drainage channel body ^{4) 14) *) **)}	1000	150	010713606	14,34	36	MD
MEADRAIN SG 1000.0/A Drainage channel with tight formed-in flanged drain outlet Ø 110 mm ^{8) *) **)}	1000	150	010713608	14,50	30	MD
MEADRAIN SG 1000.1 Drainage channel body ^{4) 14) *) **)}	500	150	010713610	7,69	40	MD
MEADRAIN SG 1005.0 Drainage channel body ^{4) *) **)}	1000	175	010713612	15,77	36	MD
MEADRAIN SG 1005.0/A Drainage channel with tight formed-in flanged drain outlet Ø 110 mm ^{8) *) **)}	1000	175	010713614	16,02	25	MD
MEADRAIN SG 1005.1 Drainage channel body ^{4) 14) *) **)}	500	175	010713616	8,16	40	MD
MEADRAIN SG 1010.0 Drainage channel body ^{4) *) **)}	1000	200	010713618	17,17	30	MD
MEADRAIN SG 1010.0/A Drainage channel with tight formed-in flanged drain outlet Ø 110 mm ^{8) *) **)}	1000	200	010713620	17,50	20	MD
MEADRAIN SG 1010.1 Drainage channel body ^{4) 14) *) **)}	500	200	010713622	9,00	40	MD
MEADRAIN SG 1015.0 Drainage channel body ^{4) *) **)}	1000	225	010713624	18,83	24	MD
MEADRAIN SG 1015.0/A Drainage channel with tight formed-in flanged drain outlet Ø 110 mm ^{8) *) **)}	1000	225	010713626	19,00	20	MD
MEADRAIN SG 1015.1 Drainage channel body ^{4) 14) *) **)}	500	225	010713628	9,45	40	MD
MEADRAIN SG 1020.0 Drainage channel body ^{4) *) **)}	1000	250	010713630	19,95	24	MD
MEADRAIN SG 1020.0/A Drainage channel with tight formed-in flanged drain outlet Ø 110 mm ^{8) *) **)}	1000	250	010713632	20,50	20	MD
MEADRAIN SG 1020.1 Drainage channel body ^{4) 14) *) **)}	500	250	010713634	10,40	40	MD
MEADRAIN SG 1030.0 Drainage channel body ^{4) *) **)}	1000	305	010713636	24,50	18	MD
MEADRAIN SG 1030.0/A Drainage channel with tight formed-in flanged drain outlet Ø 110 mm ^{8) *) **)}	1000	305	010713638	14,02	20	MD
MEADRAIN SG 1030.1 Drainage channel body ^{14) *) **)}	500	305	010714200	12,51	18	MD

> **NOTE** The detailed explanation of the footnotes can be found on page 388.

MEADRAIN SG 1000 POLYMER CONCRETE CHANNEL BODY**WITH 4 MM EDGE PROTECTION MADE OF DUCTILE IRON, SEALING JOINT ACCORDING TO EN 1433**

Clear width of the channel body 100 mm. Total width 133 mm. Suitable for drainage channel covers **MEA 100 CLIPFIX**, **TOPSLOTS TSL 100**, **TSC 100** and **TSH 100** with and without longitudinal shift protection. For the realisation of water level slopes, step slopes and linear slopes (0.5%). Loading classes A 15 to E 600** according to EN 1433. Load capacity according to specification, when installed according to the MEA installation instructions.

MEADRAIN SG 1000 drainage channel body with 0,5% fall, Loading classes up to E 600 **)

Article	Length (mm)	Height (mm)	Height 2 (mm)	EAN-Code	kg/unit	unit/pallet	MG
MEADRAIN SG 1001 Drainage channel body ¹⁾ **)	1000	150	155	010713640	14,58	36	MD
MEADRAIN SG 1002 Drainage channel body ¹⁾ **)	1000	155	160	010713642	14,50	36	MD
MEADRAIN SG 1003 Drainage channel body ¹⁾ **)	1000	160	165	010713644	15,00	36	MD
MEADRAIN SG 1004 Drainage channel body ¹⁾ **)	1000	165	170	010713646	15,13	36	MD
MEADRAIN SG 1005 Drainage channel body ⁴⁾ **)	1000	170	175	010713648	15,50	36	MD
MEADRAIN SG 1005/A Drainage channel with tight formed-in flanged drain outlet Ø 110 mm ⁸⁾ **)	1000	170	175	010713650	14,02	25	MD
MEADRAIN SG 1006 Drainage channel body ¹⁾ **)	1000	175	180	010713652	16,00	36	MD
MEADRAIN SG 1007 Drainage channel body ¹⁾ **)	1000	180	185	010713654	16,50	36	MD
MEADRAIN SG 1008 Drainage channel body ¹⁾ **)	1000	185	190	010713656	16,50	36	MD
MEADRAIN SG 1009 Drainage channel body ¹⁾ **)	1000	190	195	010713658	17,00	36	MD
MEADRAIN SG 1010 Drainage channel body ⁴⁾ **)	1000	195	200	010713660	17,22	30	MD
MEADRAIN SG 1010/A Drainage channel with tight formed-in flanged drain outlet Ø 110 mm ⁸⁾ **)	1000	195	200	010713662	17,00	25	MD
MEADRAIN SG 1011 Drainage channel body ¹⁾ **)	1000	200	205	010714202	17,70	30	MD
MEADRAIN SG 1012 Drainage channel body ¹⁾ **)	1000	205	210	010714204	17,98	30	MD
MEADRAIN SG 1013 Drainage channel body ¹⁾ **)	1000	210	215	010714206	18,26	30	MD
MEADRAIN SG 1014 Drainage channel body ¹⁾ **)	1000	215	220	010714208	18,54	30	MD
MEADRAIN SG 1015 Drainage channel body ⁴⁾ **)	1000	220	225	010714210	19,24	30	MD
MEADRAIN SG 1015/A Drainage channel with tight formed-in flanged drain outlet Ø 110 mm ⁸⁾ **)	1000	220	225	010714212	18,82	20	MD
MEADRAIN SG 1016 Drainage channel body ¹⁾ **)	1000	225	230	010714214	19,10	30	MD
MEADRAIN SG 1017 Drainage channel body ¹⁾ **)	1000	230	235	010714216	19,38	30	MD
MEADRAIN SG 1018 Drainage channel body ¹⁾ **)	1000	235	240	010714218	19,66	30	MD
MEADRAIN SG 1019 Drainage channel body ¹⁾ **)	1000	240	245	010714220	19,94	30	MD
MEADRAIN SG 1020 Drainage channel body ⁴⁾ **)	1000	245	250	010714222	20,22	24	MD
MEADRAIN SG 1020/A Drainage channel with tight formed-in flanged drain outlet Ø 110 mm ⁸⁾ **)	1000	245	250	010714224	20,22	20	MD
MEADRAIN SG 1021 Drainage channel body ¹⁾ **)	1000	255	260	010714226	21,75	24	MD
MEADRAIN SG 1022 Drainage channel body ¹⁾ **)	1000	260	265	010714228	22,56	24	MD
MEADRAIN SG 1023 Drainage channel body ¹⁾ **)	1000	265	270	010714230	22,56	24	MD
MEADRAIN SG 1024 Drainage channel body ¹⁾ **)	1000	270	275	010714232	22,59	24	MD
MEADRAIN SG 1025 Drainage channel body ¹⁾ **)	1000	275	280	010714234	22,87	18	MD
MEADRAIN SG 1026 Drainage channel body ¹⁾ **)	1000	280	285	010714236	23,15	18	MD
MEADRAIN SG 1027 Drainage channel body ¹⁾ **)	1000	285	290	010714238	23,43	18	MD
MEADRAIN SG 1028 Drainage channel body ¹⁾ **)	1000	290	295	010714240	23,71	18	MD
MEADRAIN SG 1029 Drainage channel body ¹⁾ **)	1000	295	300	010714242	23,99	18	MD
MEADRAIN SG 1030 Drainage channel body ⁴⁾ **)	1000	300	305	010714244	24,27	18	MD
MEADRAIN SG 1030/A Drainage channel with tight formed-in flanged drain outlet Ø 110 mm ⁸⁾ **)	1000	300	305	010714246	24,27	20	MD

> **NOTE** The detailed explanation of the footnotes can be found on page 388.

MEADRAIN SG 1000 ACCESSORIES

MEADRAIN SG 1000 Silt box with sediment bucket **)

Article	Length (mm)	Height (mm)	EAN-Code	kg/unit	unit/pallet	MG
MEADRAIN SG 1000.EK short silt box, H=45 cm incl. sediment bucket for pipe connection Ø 110 mm *)**)	500	455	010713664	35,00	10	MD
MEADRAIN SG 1000.EK110 Silt box incl. sediment bucket for pipe connection Ø 110 mm *)**)	500	600	010713666	33,18	10	MD
MEADRAIN SG 1000.EK160 Silt box incl. sediment bucket for pipe connection Ø 160 mm *)**)	500	600	010713668	35,00	10	MD
MEADRAIN SG 1000.EK QG110 silt box incl. sediment bucket with odour trap transversely to flow direction Ø 110 mm *)**)	500	600	010713670	36,50	8	MD
MEADRAIN SG 1000.EK QG160 silt box incl. sediment bucket with odour trap transversely to flow direction Ø 160 mm *)**)	500	600	010713672	37,00	8	MD

MEADRAIN SV/SG 1000 End caps

Article	Material	Height (mm)	Height 2 (mm)	EAN-Code	kg/unit	unit/pallet	MG
MEADRAIN SV/SG 1000-20.SE End cap for channel start/end, height-adjustable	Galv. steel	150	250	010712666	0,28	1	MD
MEADRAIN SV/SG 1030.SE End cap for channel start/end, fixed height *)	Galv. steel	305	-	010712668	0,30	1	MD
MEADRAIN SV/SG 1000-5.E End cap for channel end, height adjustable with connection piece Ø 110 mm	Galv. steel	150	175	010712670	0,38	1	MD
MEADRAIN SV/SG 1005-15.E End cap for channel end, height adjustable with connection piece Ø 110 mm	Galv. steel	175	225	010712676	0,45	1	MD
MEADRAIN SV/SG 1015-30.E End cap for channel end, height adjustable with connection piece Ø 110 mm *)	Galv. steel	225	305	010712678	0,76	1	MD

Accessories

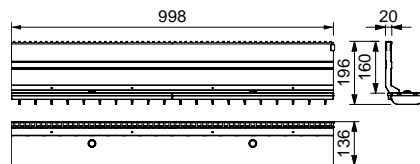
Article	Material	EAN-Code	kg/unit	unit/pallet	MG
MEADRAIN/MEAGARD/MEALINE Drainage set with Ø 110 mm connector, Sediment bucket and odour seal	PP	010150730	0,20	1	MG

> **NOTE** The detailed explanation of the footnotes can be found on page 388.

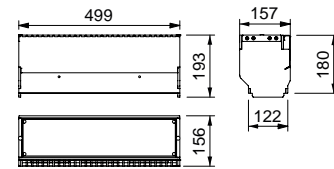
MEADRAIN S DRAINAGE SYSTEM | CW 100

A 15 B 125 C 250 D 400** E 600**

MEA TSH 100 TOPSLOT



012152875



012152883

MEA TSH 100 TOPSLOT

MEA TSH 100 TOPSLOT

MEA TSH 100 TOPSLOT suitable for channel systems **MEARIN PLUS/EXPERT 1000, MEARIN PLUS F 1000, MEADRAIN EN 1000, MEADRAIN SV/SE/SG 1000** and **MEADRAIN SVF/SEF 1000**. Covers all ranges of applications. Loading classes A 15 to E 600** according to EN 1433. Load capacity according to specification, when installed according to the MEA installation instructions.

MEA TSH 100 TOPSLOT lateral, neck height 160 mm, loading class E 600 **)

Article	Material	Length (mm)	Inlet sect. area Ø cm ² /m above	EAN-Code	kg/unit	unit/pallet	MG
MEA TSH 100.0 / 160 TOPSLOT-E 600-Galv.steel-1 m-lateral incl. 2 ductile iron grates **)	Galv. steel	1000	96	012152875	10,80	1	GR
MEA TSH 100.1 / 160 TOPSLOT-E 600-Galv.steel-0.5 m-lateral incl. ductile iron grate **)	Galv. steel	500	96	012152877	5,40	1	GR
MEA TSH 100.R / 160 Inspection element upper part-E 600-Galv.-0.5 m-lateral **)	Galv. steel	500	96	012152883	13,50	1	GR
MEA TSH 100.0 / 160 TOPSLOT-E 600-Stainl.steel-1 m-lateral incl. 2 ductile iron grates **)	Stainl. steel	1000	96	012152879	10,80	1	GR
MEA TSH 100.1 / 160 TOPSLOT-E 600-Stainl.steel-0.5 m-lateral incl. ductile iron grate **)	Stainl. steel	500	96	012152881	5,40	1	GR
MEA TSH 100.R / 160 Inspection element upper part-E 600-Stainl.steel-0.5 m-lateral **)	Stainl. steel	500	96	012152885	13,50	1	GR

MEA TSH 100 TOPSLOT ACCESSORIES

MEA TSH TOPSLOT end caps

Article	Material	Height (mm)	EAN-Code	kg/unit	unit/pallet	MG
MEA TSH.SE End cap made of galvanised steel	Galv. steel	156	012159030	0,03	1	GR
MEA TSH.SE End cap made of stainless steel *)	Stainl. steel	156	012159031	0,03	1	GR

MEA TSH TOPSLOT accessories

Article	Material	EAN-Code	kg/unit	unit/pallet	MG
MEA TSH Construction cover-S, 1 m for TOPSLOT *)	Galv. steel	010159893	0,29	1	GR
MEA TSH Construction cover-R, 0.5 m for revision attachment *)	Galv. steel	010159895	0,16	1	GR
MEA TSH plastic caps for Inspection element upper part-thread for replacement delivery	PP	010152866	0,01	1	GR
MEA TSH quick connector for grating for replacement delivery	PP	010152900	0,01	1	GR
MEA TSH assembly tool- 2 items necessary	Galv. steel	010152858	0,19	1	GR

> **NOTE** The detailed explanation of the footnotes can be found on page 388.


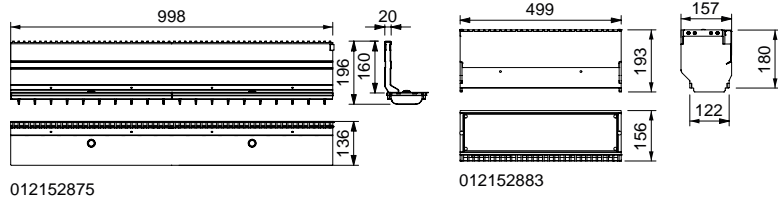
MEADRAIN S DRAINAGE SYSTEM | CW 100

A 15 B 125 C 250 D 400** E 600**

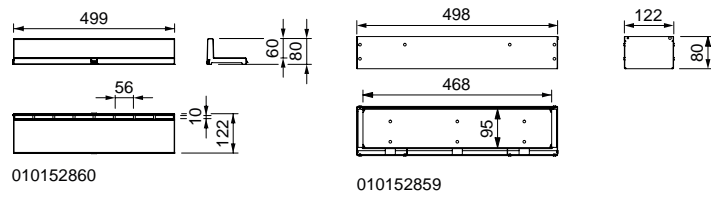
MEA TSH 100 SLIMSLOT/ TSC 100 TOPSLOT



MEA TSH 100 SLIMSLOT



MEA TSC 100 TOPSLOT



MEA TSH 100 SLIMSLOT

MEA TSH 100 SlimSlot suitable for channel systems **MEARIN PLUS/EXPERT 1000, MEARIN PLUS F 1000, MEADRAIN EN 1000, MEADRAIN SV/SE/SG 1000** and **MEADRAIN SVF/SEF 1000**. Load capacity according to specification when installed according to MEA installation instructions.

MEA TSH 100 SlimSlot lateral, galvanised steel, neck height 160 mm

Article	Material	Length (mm)	Inlet sect. area Ø cm ² /m above	EAN-Code	kg/unit	MG
MEA TSH SlimSlot 100 Offset galvanised steel-1 m *)	Galv. steel	1000	86,40	012159076	5,46	GR
MEA TSH SlimSlot 100 Offset galvanised steel 0.5 m *)	Galv. steel	500	43,20	012159077	2,63	GR
MEA TSH 100 TopSlot support frame 0.5 m *)	Ductile iron	500	-	012159029	3,14	GR
MEA TSH SlimSlot 100.R inspection element-E 600-galv.-0.5 m *)	Galv. steel	500	86	012159100	14,36	GR

MEA TSH 100 SLIMSLOT ACCESSORIES

MEA TSH TOPSLOT accessories

Article	Material	EAN-Code	kg/unit	unit/pallet	MG
MEA TSH Construction cover-S, 1 m for TOPSLOT *)	Galv. steel	010159893	0,29	1	GR
MEA TSH Construction cover-R, 0.5 m for revision attachment *)	Galv. steel	010159895	0,16	1	GR
MEA TSH plastic caps for Inspection element upper part-thread for replacement delivery	PP	010152866	0,01	1	GR
MEA TSH quick connector for grating for replacement delivery	PP	010152900	0,01	1	GR
MEA TSH assembly tool- 2 items necessary	Galv. steel	010152858	0,19	1	GR

MEA TSC 100 TOPSLOTS

MEA TSC 100 slotted top suitable for the channel systems **MEARIN PLUS/MEARIN EXPERT 1000, MEAHOME PLUS, MEADRAIN SV/SE/SG 1000, SVF/SEF 1000** and **MEATEC 130**. Loading classes A 15 according to DIN EN 1433. Loading capacity as specified, when installed according to MEA installation instructions.

MEA TSC 100 TOPSLOT lateral, PP, neck height 60 mm, loading class A 15

Article	Material	Length (mm)	Inlet sect. area Ø cm ² /m above	EAN-Code	kg/unit	unit/pallet	MG
MEA TSC 100/60 TOPSLOT-A 15-PP-0.5 m	Plastic	500	90	010152860	0,45	1	DY
MEA TSC 100.R/60-Galv. inspection element-A 15-0.5 m	Galv. steel	500	153	010152859	2,28	1	DY

MEA TSC 100 TOPSLOT ACCESSORIES

MEA TSL / TSC 100 Topslots Accessories

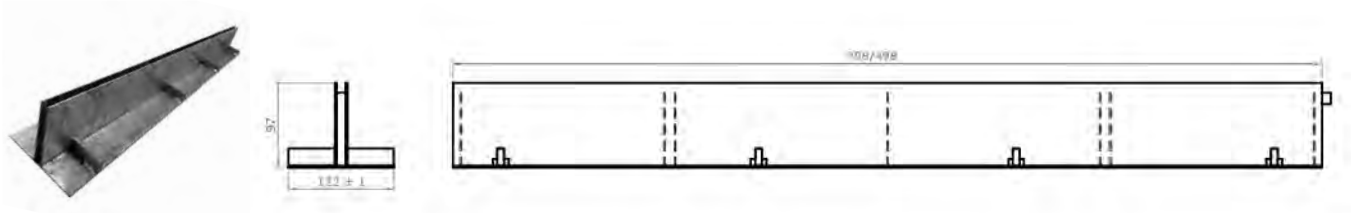
Article	Material	EAN-Code	kg/unit	unit/pallet	MG
MEA TSL-TSC Grate hook for TOPSLOT, 2 pieces required	Galv. steel	010152113	0,42	1	GR

> **NOTE** The detailed explanation of the footnotes can be found on page 388.

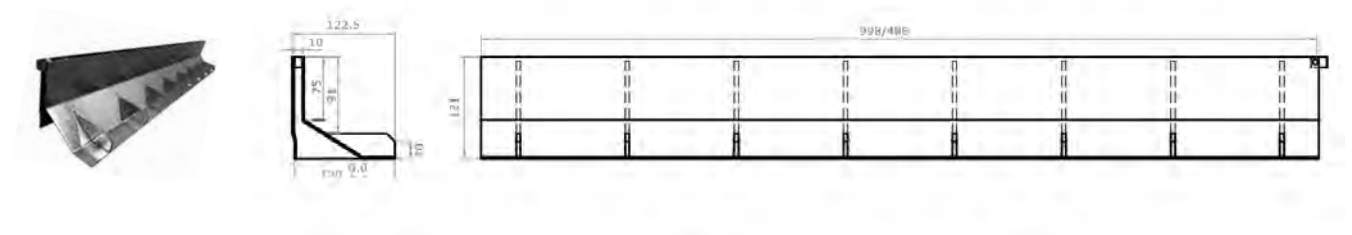
MEADRAIN S DRAINAGE SYSTEM | CW 100

A 15 B 125 C 250

MEA UK TOPSLOT 100



MEA UK TOPSLOT 100



MEA UK TOPSLOT 100

MEA UK TOPSLOT 100

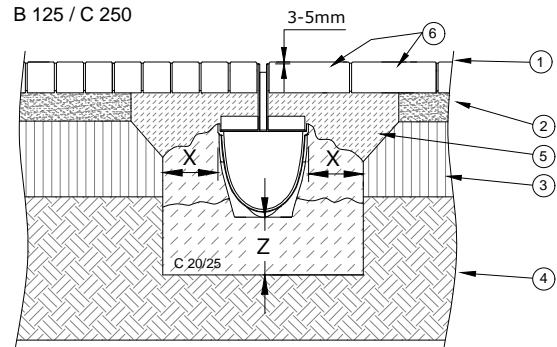
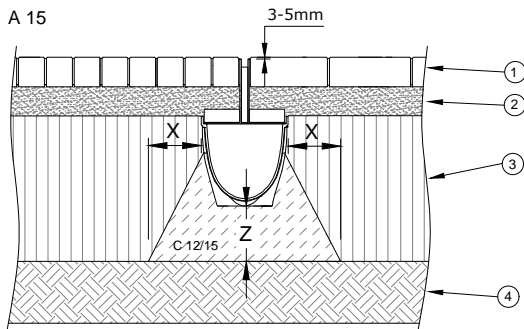
MEA UK TOPSLOT suitable for channel systems **MEARIN PLUS/EXPERT 1000, MEARIN PLUS F 1000, MEAFLUID 1000, MEADRAIN EN 1000, MEADRAIN SV/SE/SG 1000** and **MEADRAIN SVF/SEF 1000**. Load capacity according to specification when installed according to MEA installation instructions.

UK TOPSLOT

Article	Material	Height (mm)	Inlet sect. area Ø cm ² /m above	EAN-Code	kg/unit	MG
MEA TS UK100.0 TopSlot-galvanised steel-C 250-1 m centre	Galv. steel	97	99	010140488	4,10	GR
MEA TS UK100.1 TopSlot-galvanised steel-C 250-0.5 m centre	Galv. steel	97	99	010140490	2,05	GR
MEA TS UK100.R Inspection element upper part-galvanised steel-C 250-0.5 m centre	Galv. steel	97	99	010140492	3,20	GR
MEA TS UK100.0 TopSlot-galvanised steel-C 250-1 m side	Galv. steel	121	99	010140494	6,00	GR
MEA TS UK100.1 gal-TopSlot-galvanised steel-C 250-0.5 m side	Galv. steel	121	99	010140496	3,00	GR
MEA TS UK100.R Inspection element upper part-galvanised steel-C 250-0.5 m side	Galv. steel	121	99	010140498	5,00	GR
MEA TS UK100.0 TopSlot-stainless steel-C 250-1 m centre *)	Stainl. steel	97	99	010140500	4,10	GR
MEA TS UK100.1 TopSlot-stainless steel-C 250-0.5 m centre *)	Stainl. steel	97	99	010140502	2,05	GR
MEA TS UK100.R Inspection element upper part-stainless steel-C 250-0.5 m centre *)	Stainl. steel	97	99	010140504	3,20	GR
MEA TS UK100.0 TopSlot-stainless steel-C 250-1 m side *)	Stainl. steel	121	99	010140506	6,00	GR
MEA TS UK100.1 TopSlot-stainless steel-C 250-0.5 m side *)	Stainl. steel	121	99	010140508	3,00	GR
MEA TS UK100.R Inspection element upper part-stainless steel-C 250-0.5 m side *)	Stainl. steel	121	99	010140510	5,00	GR

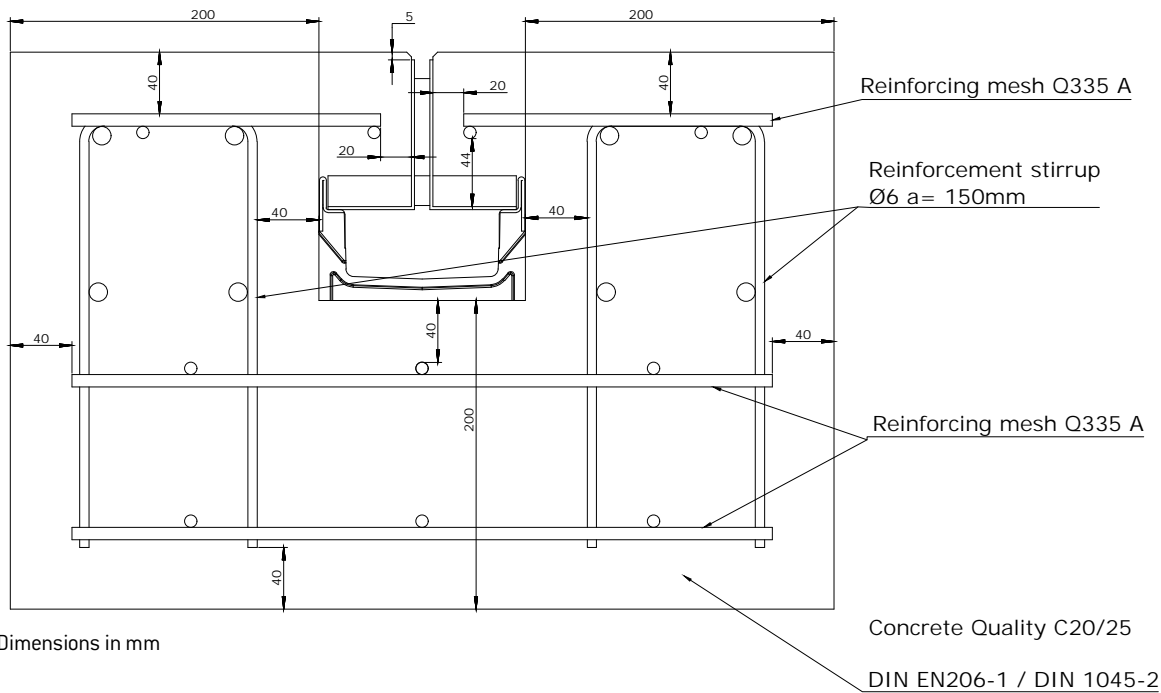
> **NOTE** The detailed explanation of the footnotes can be found on page 388.

MEA UK TOPSLOT (CENTRE) INSTALLATION

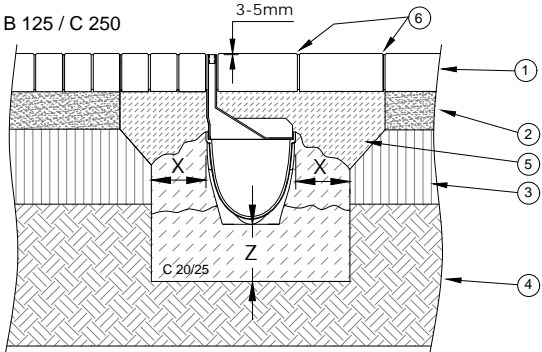
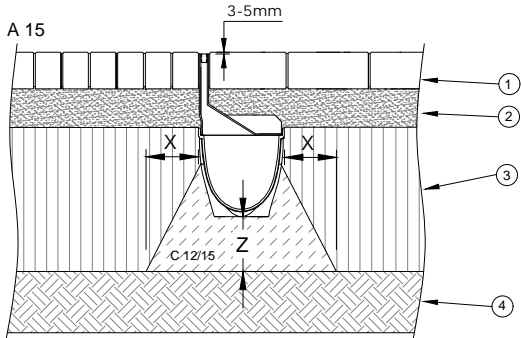


- ① Slab or Paving
- ② Pavement Bed
- ③ Ballast / gravel base course structure according to RStO
- ④ Natural soil
- ⑤ Mortar bed pavement
- ⑥ Grouting with Rompox Verkehr V2 or similar.

D 400**

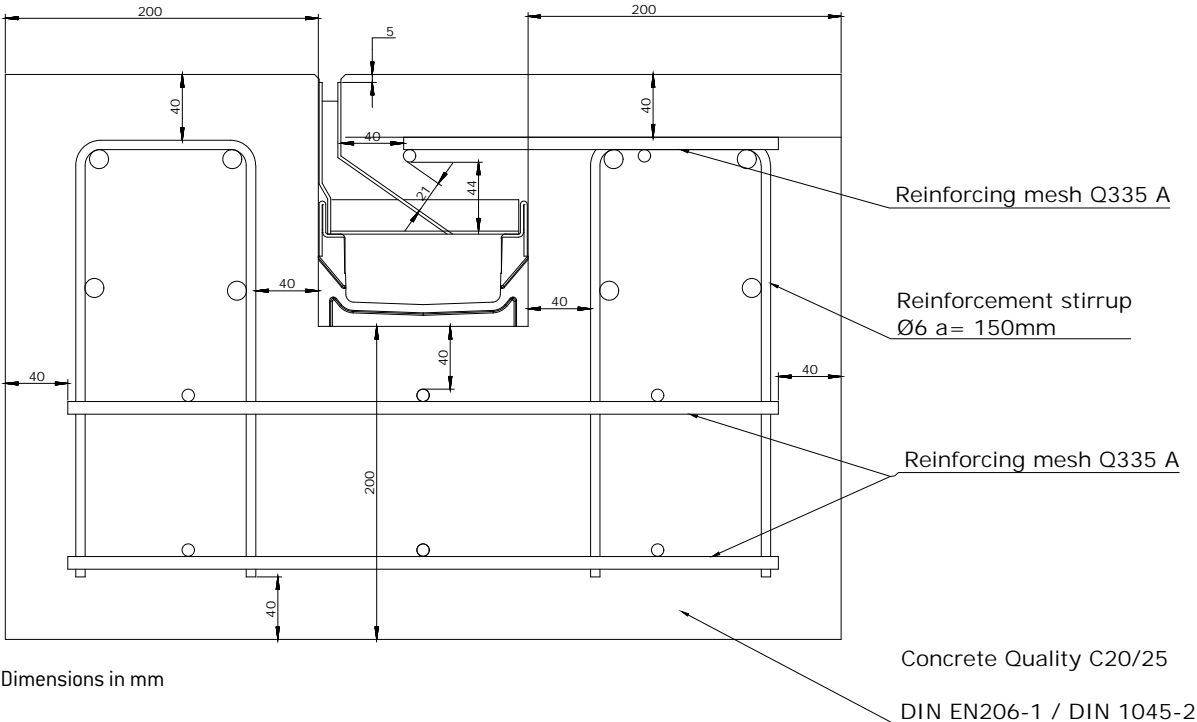


MEA UK TOPSLOT (OFFSET) INSTALLATION



- ① Slab or Paving
- ② Pavement Bed
- ③ Ballast / gravel base course
- ④ Natural soil
- ⑤ Mortar bed pavement
- ⑥ Grouted joint

D 400**



Dimensions in mm

Concrete Quality C20/25

DIN EN206-1 / DIN 1045-2

Glass-fibre-reinforced composite

Recycled plastic

Polymer concrete

Metal

Rainwater treatment

Other

MEA 100 CLIPFIX CHANNEL COVERS



Plastic longitudinal bar grating, black, heelguard



Plastic longitudinal bar grating, grey, heelguard



Plastic grating, regranulate



Mesh grating 30/10



Slotted grating



Dotted grating, heelguard



Longitudinal bar grating



Ductile iron longitudinal bar grating



Ductile iron slotted grating



Ductile iron slotted grating, heelguard



Ductile iron grating WAVE



Design grating BAVARIA



Design grating HONEYCOMB



Ductile iron solid cover

MEA 100 CLIPFIX CHANNEL COVERS

With non-bolted CLIPFIX channel cover securement, with and without longitudinal shift protection. Suitable for the systems **MEARIN PLUS/ EXPERT 1000, MEAHOME PLUS, MEADRAIN SV/SE/SG 1000** and **MEADRAIN SVF/SEF 1000**. For drainage channel body and silt box, total width of grates 122 mm. Loading classes A 15 to E 600** according to EN 1433.

MEA 100 channel covers, loading class A 15 with non-bolted CLIPFIX channel cover securement

Article	Material	Length (mm)	Inlet sect. area Ø cm ² /m above	EAN-Code	kg/unit	unit/pallet	MG
MEA 100 Plastic longitudinal bar grating-A-0.5 m 39/7.7 CXL, black, heelguard	pp	500	159	010152570	0,40	252	GR
MEA 100 Plastic longitudinal bar grating-A-0.5 m 39/7.7 CXL, grey, heelguard	pp	500	159	010152572	0,40	252	GR
MEA 100 Galv. slotted grating-A 15-1 m 10/85 CX	Galv. steel	1000	280	010152107	1,42	150	GR
MEA 100 Galv. slotted grating-A 15-0.5 m 10/85 CX	Galv. steel	500	280	010152109	0,85	300	GR
MEA 100 Galv. longitudinal bar grating-A 15-1 m CX	Galv. steel	1000	609	010730798	2,87	300	GR
MEA 100 Galv. longitudinal bar grating-A 15-0.5 m CX	Galv. steel	500	609	010730800	1,49	300	GR
MEA 100 Galv. mesh grating-A 15-1 m 30/10 CX	Galv. steel	1000	845	010152204	2,48	168	GR
MEA 100 Galv. mesh grating-A 15-0.5 m 30/10 CX	Galv. steel	500	845	010152209	1,25	300	GR
MEA 100 Galvanised steel perforated grating-A 15-1 m Ø 6 mm CX, heelguard *)	Galv. steel	1000	170	010152920	1,75	150	GR
MEA 100 Galvanised steel perforated grating-A 15-0.5 m Ø 6 mm CX, heelguard *)	Galv. steel	500	170	010152922	0,95	100	GR
MEA 100 Stainl. steel slotted grating-A 15-1 m 10/85 CX *)	Stainl. steel	1000	280	010152223	1,42	100	GR
MEA 100 Stainl. steel slotted grating-A 15-0.5 m 10/85 CX *)	Stainl. steel	500	280	010152225	0,87	204	GR
MEA 100 Stainl. steel longitudinal bar grating-A 15-1 m CX *)	Stainl. steel	1000	609	010730802	2,73	60	GR
MEA 100 Stainl. steel longitudinal bar grating-A 15-0.5 m CX *)	Stainl. steel	500	609	010730804	1,35	300	GR
MEA 100 Stainl. steel mesh grating-A 15-1 m 30/10 CX *)	Stainl. steel	1000	845	010730334	2,60	100	GR
MEA 100 Stainl. steel mesh grating-A 15-0.5 m 30/10 CX *)	Stainl. steel	500	845	010730336	1,40	300	GR
MEA 100 Stainless steel perforated grating-A 15-1 m Ø 6 mm CX, heelguard *)	Stainl. steel	1000	170	010152924	1,75	100	GR
MEA 100 Stainless steel perforated grating-A 15-0.5 m Ø 6 mm CX, heelguard *)	Stainl. steel	500	170	010152926	0,95	50	GR

> **NOTE** The detailed explanation of the footnotes can be found on page 388.

MEA 100 CLIPFIX CHANNEL COVERS

With non-bolted CLIPFIX channel cover securement, with and without longitudinal shift protection. Suitable for the systems **MEARIN PLUS/ EXPERT 1000, MEAHOME PLUS, MEADRAIN SV/SE/SG 1000** and **MEADRAIN SVF/SEF 1000**. For drainage channel body and silt box, total width of grates 122 mm. Loading classes A 15 to E 600** according to EN 1433.

MEA 100 channel covers, loading class B 125 with non-bolted CLIPFIX channel cover securement

Article	Material	Length (mm)	Inlet sect. area Ø cm ² /m above	EAN-Code	kg/unit	unit/pallet	MG
MEA 100 Ductile iron slotted grating-B 125-0.5 m 12/95 CXL *)****)	Ductile iron	500	556	010145125	2,20	200	GR
MEA 100 recycled plastic slotted grating-B 125-0.5 m 6/45 CXL, heelguard	Regranulate	500	207	010152428	0,85	252	GR
MEA 100 Galv. longitudinal bar grating-B 125-1 m 31/7 CXL, heelguard	Galv. steel	1000	590	010730806	4,00	96	GR
MEA 100 Galv. longitudinal bar grating-B 125-0.5 m 31/7 CXL, heelguard	Galv. steel	500	590	010730808	1,99	300	GR
MEA 100 Galv. mesh grating-B 125-1 m 30/10 CXL	Galv. steel	1000	845	010152324	3,22	150	GR
MEA 100 Galv. mesh grating-B 125-0.5 m 30/10 CXL	Galv. steel	500	845	010152326	1,71	300	GR
MEA 100 Stainl. steel longitudinal bar grating-B 125-1 m 31/7 CXL, heelguard *)	Stainl. steel	1000	590	010730810	3,62	48	GR
MEA 100 Stainl. steel longitudinal bar grating-B 125-0.5 m 31/7 CXL, heelguard *)	Stainl. steel	500	590	010730812	1,86	300	GR

MEA 100 channel covers, loading class C 250 with non-bolted CLIPFIX channel cover securement

Article	Material	Length (mm)	Inlet sect. area Ø cm ² /m above	EAN-Code	kg/unit	unit/pallet	MG
MEA 100 Ductile iron slotted grating-C 250-0.5 m 10/95 CXL *)****)	Ductile iron	500	350	010152553	3,18	216	GR
MEA 100 Ductile iron slotted grating-C 250-0.5 m 5/95 CXL, heelguard *)****)	Ductile iron	500	156	010152555	3,31	200	GR
MEA 100 Design grating BAVARIA-C 250-0.5 m 10/21 CXL *)****)	Ductile iron	500	292	010152914	2,95	204	GR
MEA 100 Design grating HONEYCOMB-C 250-0.5 m 15/17 CXL *)****)	Ductile iron	500	206	010152910	3,38	204	GR
MEA 100 Ductile iron WAVE-grating-C 250-0,5 m 19/24 CXL *)****)	Ductile iron	500	546	010152440	3,84	216	GR
MEA 100 Ductile iron solid cover-C 250-0.5 m CXL *)****)	Ductile iron	500	-	010152557	3,80	200	GR
MEA 100 Plastic slotted grating-C 250-0.5 m 6/45 CXL, heelguard	Plastic	500	207	010152421	1,07	252	GR
MEA 100 Galv. mesh grating-C 250-1 m 30/10 CXL	Galv. steel	1000	857	010152328	5,35	150	GR
MEA 100 Galv. mesh grating-C 250-0.5 m 30/10 CXL	Galv. steel	500	857	010152330	2,76	195	GR
MEA 100 Stainl. steel longitudinal bar grating-C 250-1 m 31/7 CXL, heelguard *)	Stainl. steel	1000	590	010152450	4,48	100	GR
MEA 100 Stainl. steel longitudinal bar grating-C 250-0.5 m 31/7 CXL, heelguard *)	Stainl. steel	500	590	010152452	2,86	30	GR
MEA 100 Stainl. steel mesh grating-C 250-1 m 30/10 CXL *)	Stainl. steel	1000	857	010152332	5,23	60	GR
MEA 100 Stainl. steel mesh grating-C 250-0.5 m 30/10 CXL *)	Stainl. steel	500	857	010152334	2,64	150	GR

> **NOTE** The detailed explanation of the footnotes can be found on page 388.

MEA 100 CLIPFIX CHANNEL COVERS

With non-bolted CLIPFIX channel cover securement, with and without longitudinal shift protection. Suitable for the systems **MEARIN PLUS/ EXPERT 1000, MEAHOME PLUS, MEADRAIN SV/SE/SG 1000** and **MEADRAIN SVF/SEF 1000**. For drainage channel body and silt box, total width of grates 122 mm. Loading classes A 15 to E 600** according to EN 1433.

MEA 100 channel covers, loading class D 400 with non-bolted CLIPFIX channel cover securement **)

Article	Material	Length (mm)	Inlet sect. area Ø cm ² /m above	EAN-Code	kg/unit	unit/pallet	MG
MEA 100 Ductile iron slotted grating-D 400-0.5 m 11/95 CXL *)***)****)	Ductile iron	500	410	010712677	3,50	200	GR
MEA 100 Ductile iron slotted grating-D 400-0.5 m 5/95 CXL, heelguard *)***)****)	Ductile iron	500	186	010152767	4,18	200	GR
MEA 100 Design grating BAVARIA-D 400-0.5 m 10/21 CXL *)***)****)	Ductile iron	500	292	010713124	3,48	216	GR
MEA 100 Design grating HONEYCOMB-D 400-0.5 m 15/17 CXL *)***)****)	Ductile iron	500	206	010713120	3,42	216	GR
MEA 100 Galv. Mesh grating-D 400-1 m 30/10 CXL *)**)	Galv. steel	1000	845	010152335	5,90	100	GR
MEA 100 Galv. Mesh grating-D 400-0.5 m 30/10 CXL *)**)	Galv. steel	500	845	010152337	2,90	150	GR
MEA 100 Stainl. steel mesh grating-D 400-1 m 30/10 CXL *)**)	Stainl. steel	1000	845	010152351	5,90	100	GR
MEA 100 Stainl. steel mesh grating-D 400-0.5 m 30/10 CXL *)**)	Stainl. steel	500	845	010152353	2,90	10	GR

MEA 100 channel covers, loading class E 600 with non-bolted CLIPFIX channel cover securement **)

Article	Material	Length (mm)	Inlet sect. area Ø cm ² /m above	EAN-Code	kg/unit	unit/pallet	MG
MEA 100 Ductile iron slotted grating-E 600-0.5 m 11/95 CXL *)***)****)	Ductile iron	500	410	010712671	3,83	216	GR
MEA 100 Ductile iron slotted grating-E 600-0.5 m 5/95 CXL, heelguard *)***)****)	Ductile iron	500	156	010712970	4,22	216	GR
MEA 100 Ductile iron longitudinal bar grating-E 600-0.5 m 19/7.7 CXL, heelguard ²⁰⁾ *)***)****)	Ductile iron	500	380	010712703	3,56	204	GR
MEA 100 Ductile iron WAVE-grating-E 600-0.5 m 19/24 CXL *)***)****)	Ductile iron	500	309	010712679	4,50	200	GR

Grid hook

Article	Material	EAN-Code	kg/unit	unit/pallet	MG
MEADRAIN/MEARIN Grid hook	Galv. steel	010152115	0,23	1	GR

MEA 100 CLIPFIX Anti-theft protection

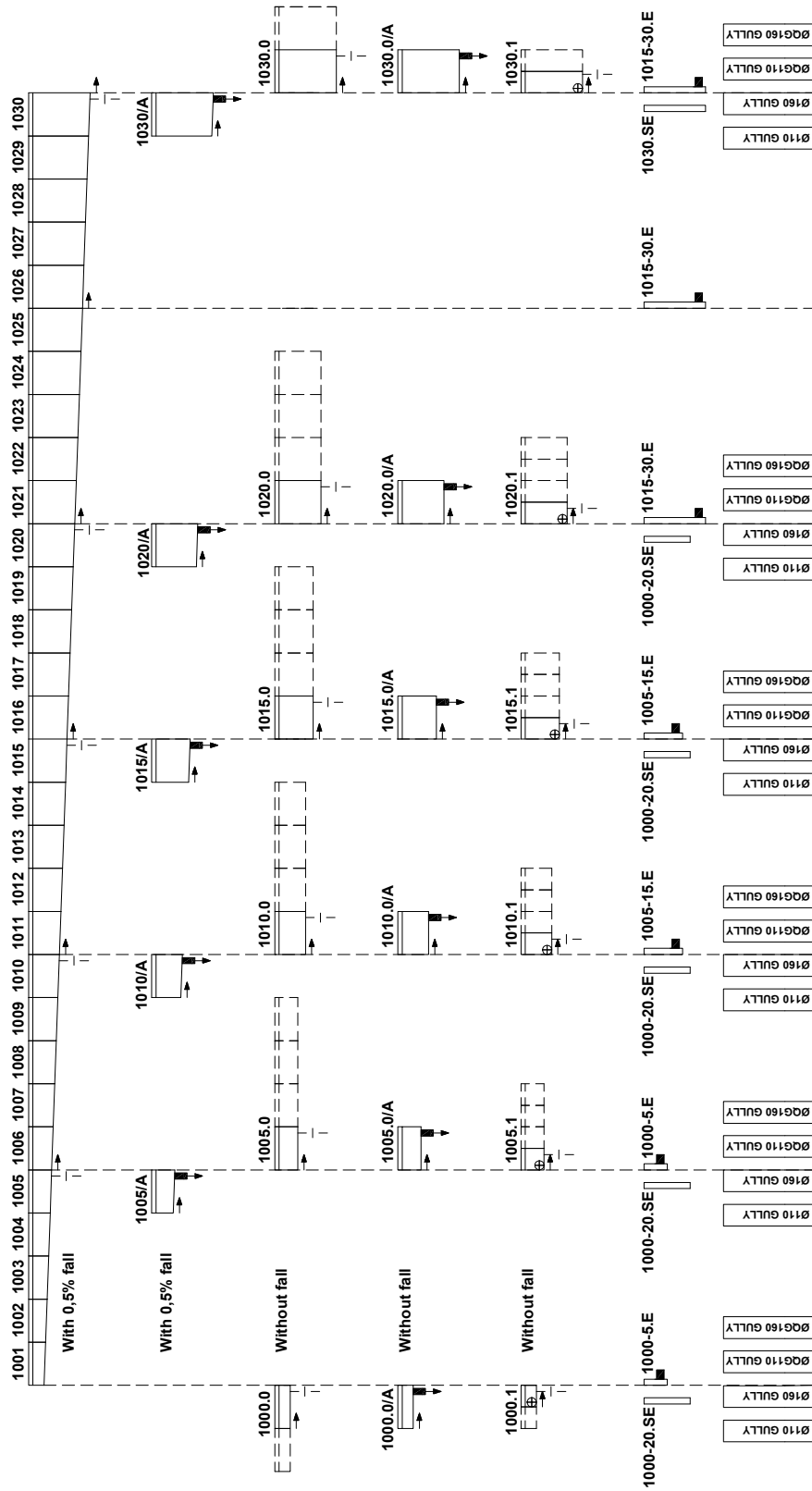
Article	Material	EAN-Code	kg/unit	unit/pallet	MG
MEA 100 CLIPFIX Anti-theft protection, bolt fixing required, 10 Pack. Cannot be used in the MEARIN PLUS F 1000.0 shallow channel and plastic gratings.	Polyamide, Stainl. steel	010714705	0,60	1	GR

> **NOTE** The detailed explanation of the footnotes can be found on page 388.

MEADRAIN S DRAINAGE SYSTEM | CW 100


A 15 B 125 C 250 D 400** E 600**

MEADRAIN SV/SE/SG 1000 according to DIN EN1433



- ⊕ = Connection option for corner-, T- and cross- connections
- = Flow direction
- ▬ = End cap with outlet for channel end
- ⊕ = Connection option for vertical drain
- ▬ = With tight formed-in drain outlet
- ▬ = Closed end cap for channel start and end

NOTES



Glass-fibre-reinforced composite

Recycled plastic


Polymer concrete

Metal

Rainwater treatment

Other

MEADRAIN S 1500 SYSTEM OVERVIEW



1- CLIPFIX Grating locking mechanism


Galvanised steel, stainless steel and ductile iron gratings can be fastened and loosened with a single movement - without bolts, safely and quickly

2- The drainage channels are made of high quality polymer concrete

3- **MEADRAIN SV 1500** with 4 mm edge protection made of galvanised steel

4- **MEADRAIN SE 1500** with 4 mm stainless steel edge protection

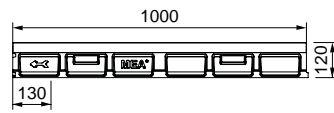
5- Lateral ribs guarantee optimum anchoring and a stable positioning in the concrete bed



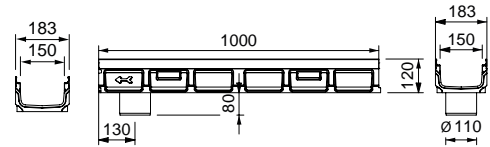
- > Certified compliant with EN 1433 and CE
- > Complete system equipped with CLIPFIX grating locking mechanism
- > Matching covers with longitudinal displacement lock



MEADRAIN S 1500 CHANNELS

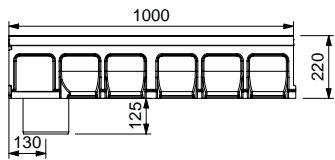


010155610

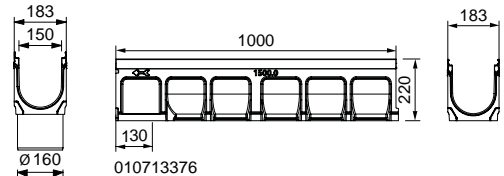


010713372

MEADRAIN SVF/SEF 1500 shallow drainage channels

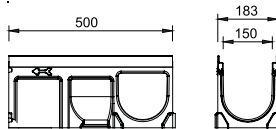


010713378



010713376

MEADRAIN SV/SE 1500 drainage channels



010713682

MEADRAIN SG 1500 drainage channels

MEADRAIN SVF 1500 SHALLOW POLYMER CONCRETE DRAINAGE CHANNEL

WITH 4 MM EDGE PROTECTION MADE OF GALVANISED STEEL, SEALING JOINT ACCORDING TO EN 1433

Clear width of the shallow channel body 150 mm, total width 183 mm. Suitable for all channel covers **MEA 150 CLIPFIX** with longitudinal shift protection and **MEA TSH 150 TOPSLOT**. For the realisation of water level slopes. Loading classes A 15 to E 600** according to EN 1433. Load capacity according to MEA installation instructions.

MEADRAIN SVF 1500 shallow drainage channel body without fall, loading classes up to E 600 **)

Article	Length (mm)	Height (mm)	EAN-Code	kg/unit	unit/pallet	MG
MEADRAIN SVF 1500.0/120 shallow drainage channel body ^{1) **)}	1000	120	010155610	13,99	28	MD
MEADRAIN SVF 1500.0 A/120 shallow drainage channel body with tight formed-in flanged drain outlet \varnothing 110 mm ^{3) **)}	1000	120	010155612	13,12	20	MD

> **NOTE** The detailed explanation of the footnotes can be found on page 388.

MEADRAIN SV 1500 POLYMER CONCRETE CHANNEL BODY**WITH 4 MM EDGE PROTECTION MADE OF GALVANISED STEEL, SEALING JOINT ACCORDING TO EN 1433**

Clear width of the channel body 150 mm. Total width 183 mm. Suitable for drainage channel covers **MEA 150 CLIPFIX** and **TOPSLOTS TSH 150** with longitudinal shift protection. For the realisation of water level slopes, step slopes and linear slopes (0.5%). Loading classes A 15 to E 600** according to EN 1433. Load capacity according to specification, when installed according to the MEA installation instructions.

MEADRAIN SV 1500 Complete channels

Article	Length (mm)	Height (mm)	EAN-Code	kg/unit	unit/pallet	MG
MEADRAIN SV 1500 complete drainage channel incl. ductile iron slotted grating-C 250-1 m CX ^{5) **}	1000	220	010713303	33,32	16	MD
MEADRAIN SV 1500 complete drainage channel incl. ductile iron slotted grating-D 400-1 m CX ^{5) **}	1000	220	010713305	33,32	16	MD

MEADRAIN SV 1500 Drainage channel body without fall, loading classes up to E 600 **)

Article	Length (mm)	Height (mm)	EAN-Code	kg/unit	unit/pallet	MG
MEADRAIN SV 1500.0 Drainage channel body ^{5) **}	1000	220	010713300	21,65	16	MD
MEADRAIN SV 1500.0/A Drainage channel with tight formed-in flanged drain outlet Ø 160 mm ^{9) **}	1000	220	010713302	22,13	16	MD
MEADRAIN SV 1500.1 Drainage channel body ^{5) 14) **}	500	220	010713334	10,28	24	MD
MEADRAIN SV 1510.0 Drainage channel body ^{5) **}	1000	270	010713336	24,32	16	MD
MEADRAIN SV 1510.0/A Drainage channel with tight formed-in flanged drain outlet Ø 160 mm ^{9) **}	1000	270	010713338	25,08	12	MD
MEADRAIN SV 1510.1 Drainage channel body ^{5) 14) **}	500	270	010713340	13,00	24	MD
MEADRAIN SV 1520.0 Drainage channel body ^{5) *) **}	1000	320	010713342	27,06	12	MD
MEADRAIN SV 1520.0/A Drainage channel with tight formed-in flanged drain outlet Ø 160 mm ^{9) *) **}	1000	320	010713344	28,48	12	MD
MEADRAIN SV 1520.1 Drainage channel body ^{5) 14) *) **}	500	320	010713346	15,13	24	MD

MEADRAIN SV 1500 Drainage channel body with 0.5% fall, loading class up to E 600 **)


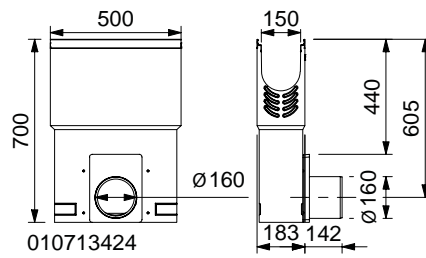
Article	Length (mm)	Height (mm)	Height 2 (mm)	EAN-Code	kg/unit	unit/pallet	MG
MEADRAIN SV 1501 Drainage channel body ^{**}	1000	220	225	010713312	22,26	16	MD
MEADRAIN SV 1502 Drainage channel body ^{**}	1000	225	230	010713314	22,62	16	MD
MEADRAIN SV 1503 Drainage channel body ^{**}	1000	230	235	010713316	22,22	16	MD
MEADRAIN SV 1504 Drainage channel body ^{**}	1000	235	240	010713318	23,22	16	MD
MEADRAIN SV 1505 Drainage channel body ^{**}	1000	240	245	010713320	23,42	16	MD
MEADRAIN SV 1506 Drainage channel body ^{**}	1000	245	250	010713348	23,82	16	MD
MEADRAIN SV 1507 Drainage channel body ^{**}	1000	250	255	010713350	24,12	16	MD
MEADRAIN SV 1508 Drainage channel body ^{**}	1000	255	260	010713352	23,78	16	MD
MEADRAIN SV 1509 Drainage channel body ^{**}	1000	260	265	010713354	23,69	16	MD
MEADRAIN SV 1510 Drainage channel body ^{5) **}	1000	265	270	010713356	23,56	16	MD
MEADRAIN SV 1510/A Drainage channel with tight formed-in flanged drain outlet Ø 160 mm ^{9) **}	1000	265	270	010713368	25,45	12	MD

> **NOTE** The detailed explanation of the footnotes can be found on page 388.

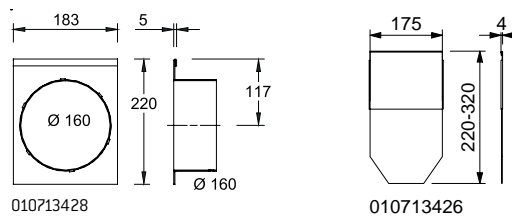
MEADRAIN S 1500 ACCESSORIES



MEADRAIN SV/SE 1500 gully



MEADRAIN SV/SE/SG 1500 end cpas



MEADRAIN SV AND SVF 1500 ACCESSORIES

MEADRAIN SV 1500 Silt box made of polymer concrete incl. plastic sediment bucket **)

Article	Length (mm)	Height (mm)	EAN-Code	kg/unit	unit/pallet	MG
MEADRAIN SV 1500.EK160 silt box with sediment bucket, for \varnothing 160 mm pipe connector, open on both sides for construction heights 220 mm **)	500	700	010713326	37,90	8	MD
MEADRAIN SV 1500.EK200 silt box with sediment bucket, for \varnothing 200 mm pipe connector, open on both sides for construction heights 220 mm **)	500	700	010713324	37,30	8	MD

MEADRAIN SVF 1500 End cap for shallow channel

Article	Material	Height (mm)	EAN-Code	kg/unit	unit/pallet	MG
MEADRAIN SVF 1500.SE End cap for shallow channel start/end	Galv. steel	120	010155614	0,18	1	MD

MEADRAIN SV/SG 1500 End caps

Article	Material	Height (mm)	Height 2 (mm)	EAN-Code	kg/unit	unit/pallet	MG
MEADRAIN SV/SG 1500-20.SE End cap for channel start/ end, height-adjustable	Galv. steel	220	320	010713358	0,50	1	MD
MEADRAIN SV/SG 1500.E End cap with connection piece \varnothing 160 mm for channel end, fixed height	Galv. steel	220	-	010713330	0,97	1	MD
MEADRAIN SV/SG 1510.E End cap with connection piece \varnothing 160 mm for channel end, fixed height	Galv. steel	270	-	010713364	1,13	1	MD
MEADRAIN SV/SG 1520.E End cap with connection piece \varnothing 160 mm for channel end, fixed height *)	Galv. steel	320	-	010713366	0,95	1	MD

> **NOTE** The detailed explanation of the footnotes can be found on page 388.

MEADRAIN SEF 1500 SHALLOW POLYMER CONCRETE DRAINAGE CHANNEL**WITH 4 MM EDGE PROTECTION MADE OF STAINLESS STEEL, SEALING JOINT ACCORDING TO EN 1433**

Clear width of the shallow channel body 150 mm, total width 183 mm. Suitable for all channel covers **MEA 150 CLIPFIX** with longitudinal shift protection and **MEA TSH 150 TOPSLOT**. For the realisation of water level slopes. Loading classes A 15 to E 600** according to EN 1433. Load capacity according to MEA installation instructions.

MEADRAIN SEF 1500 Shallow drainage channel body without fall, loading classes up to E 600 **)

Article	Length (mm)	Height (mm)	EAN-Code	kg/unit	unit/pallet	MG
MEADRAIN SEF 1500.0/120 shallow drainage channel body ^{1)*)**)}	1000	120	010713370	12,96	28	MD
MEADRAIN SEF 1500.0 A/120 shallow drainage channel with tight formed-in flanged drain outlet Ø 110 mm ^{8)*)**)}	1000	120	010713372	13,22	28	MD

MEADRAIN SE 1500 POLYMER CONCRETE CHANNEL BODY**WITH 4 MM STAINLESS STEEL EDGE PROTECTION, SEALING JOINT ACCORDING TO EN 1433**

Clear width of the channel body 150 mm. Total width 183 mm. Suitable for drainage channel covers **MEA 150 CLIPFIX** and **TOPSLOTS TSH 150** with longitudinal shift protection. For the realisation of water level slopes, step slopes and linear slopes (0.5%). Loading classes A 15 to E 600** according to EN 1433. Load capacity according to specification, when installed according to the MEA installation instructions.

MEADRAIN SE 1500 Drainage channel body without fall, loading classes up to E 600 **)

Article	Length (mm)	Height (mm)	EAN-Code	kg/unit	unit/pallet	MG
MEADRAIN SE 1500.0 Drainage channel body ^{5)*)**)}	1000	220	010713376	21,65	16	MD
MEADRAIN SE 1500.0/A Drainage channel with tight formed-in flanged drain outlet Ø 160 mm ^{9)*)**)}	1000	220	010713378	22,13	16	MD
MEADRAIN SE 1500.1 Drainage channel body ^{5) 14)*)**)}	500	220	010713380	10,28	24	MD
MEADRAIN SE 1510.0 Drainage channel body ^{5)*)**)}	1000	270	010713416	24,32	16	MD
MEADRAIN SE 1510.0/A Drainage channel with tight formed-in flanged drain outlet Ø 160 mm ^{9)*)**)}	1000	270	010713418	25,08	28	MD
MEADRAIN SE 1510.1 Drainage channel body ^{5) 14)*)**)}	500	270	010713417	14,44	24	MD
MEADRAIN SE 1520.0 Drainage channel body ^{5)*)**)}	1000	320	010713420	27,06	12	MD
MEADRAIN SE 1520.0/A Drainage channel with tight formed-in flanged drain outlet Ø 160 mm ^{9)*)**)}	1000	320	010713422	28,48	28	MD
MEADRAIN SE 1520.1 Drainage channel body ^{5) 14)*)**)}	500	320	010713421	14,81	1	MD

MEADRAIN SE 1500 Drainage channel body with fall 0.5%, loading classes up to E 600 **)

Article	Length (mm)	Height (mm)	Height 2 (mm)	EAN-Code	kg/unit	unit/pallet	MG
MEADRAIN SE 1501 Drainage channel body ^{*)**)}	1000	220	225	010713382	22,26	16	MD
MEADRAIN SE 1502 Drainage channel body ^{*)**)}	1000	225	230	010713384	22,62	16	MD
MEADRAIN SE 1503 Drainage channel body ^{*)**)}	1000	230	235	010713386	22,22	16	MD
MEADRAIN SE 1504 Drainage channel body ^{*)**)}	1000	235	240	010713388	23,22	16	MD
MEADRAIN SE 1505 Drainage channel body ^{*)**)}	1000	240	245	010713390	23,42	16	MD
MEADRAIN SE 1506 Drainage channel body ^{*)**)}	1000	245	250	010713392	23,82	16	MD
MEADRAIN SE 1507 Drainage channel body ^{*)**)}	1000	250	255	010713394	24,12	16	MD
MEADRAIN SE 1508 Drainage channel body ^{*)**)}	1000	255	260	010713396	23,51	16	MD
MEADRAIN SE 1509 Drainage channel body ^{*)**)}	1000	260	265	010713398	23,69	16	MD
MEADRAIN SE 1510 Drainage channel body ^{5)*)**)}	1000	265	270	010713412	23,56	16	MD
MEADRAIN SE 1510/A Drainage channel with tight formed-in flanged drain outlet Ø 160 mm ^{9)*)**)}	1000	265	270	010713413	25,55	12	MD

> **NOTE** The detailed explanation of the footnotes can be found on page 388.

MEADRAIN SE AND SEF 1500 ACCESSORIES

MEADRAIN SE 1500 Silt box incl. plastic sediment bucket **)

Article	Length (mm)	Height (mm)	EAN-Code	kg/unit	unit/pallet	MG
MEADRAIN SE 1500.EK160 silt box with sediment bucket, for \varnothing 160 mm pipe connector, open on both sides for construction heights 220 mm *)**)	500	690	010713424	37,90	8	MD
MEADRAIN SE 1500.EK200 silt box incl. sediment bucket, for pipe connection \varnothing 200 mm, open on both sides for constructive height 220 mm *)**)	500	700	010713425	37,30	8	MD

MEADRAIN SEF 1500 End cap for shallow channel

Article	Material	Height (mm)	EAN-Code	kg/unit	unit/pallet	MG
MEADRAIN SEF 1500.SE End cap for shallow channel for the beginning and end of channels *)	Stainl. steel	120	010713374	0,18	1	MD

MEADRAIN SE 1500 End caps

Article	Material	Height (mm)	EAN-Code	kg/unit	unit/pallet	MG
MEADRAIN SE 1500-20.SE End cap for start/end of channel, height-adjustable *)	Stainl. steel	220	010713426	0,50	1	MD
MEADRAIN SE 1500.E End cap with connection piece \varnothing 160 mm, for channel end, fixed height *)	Stainl. steel	200	010713428	0,93	1	MD
MEADRAIN SE 1510.E End cap with connection piece \varnothing 160 mm, for channel end, fixed height *)	Stainl. steel	270	010713430	0,85	1	MD
MEADRAIN SE 1520.E End cap with connection piece \varnothing 160 mm, for channel end, fixed height *)	Stainl. steel	320	010713432	0,95	1	MD

> **NOTE** The detailed explanation of the footnotes can be found on page 388.

MEADRAIN SG 1500 POLYMER CONCRETE CHANNEL BODY**WITH 4 MM EDGE PROTECTION MADE OF CAST IRON, SEALING JOINT ACCORDING TO EN 1433**

Clear width of the channel body 150 mm. Total width 183 mm. Suitable for drainage channel covers **MEA 150 CLIPFIX** and **TOPSLOTS TSH 150** with longitudinal shift protection. For the realisation of water level slopes, step slopes and linear slopes (0.5%). Loading classes A 15 to E 600** according to EN 1433. Load capacity according to specification when installed according to the MEA installation instructions.

MEADRAIN SG 1500 Drainage channel body without fall, loading classes up to E 600 **)

Article	Length (mm)	Height (mm)	EAN-Code	kg/unit	unit/pallet	MG
MEADRAIN SG 1500.0 Drainage channel body ^{5) 14) **)}	1000	220	010713678	23,27	16	MD
MEADRAIN SG 1500.0/A Drainage channel with tight formed-in flanged drain outlet Ø 160 mm ^{9) *) **)}	1000	220	010713680	22,60	16	MD
MEADRAIN SG 1500.1 Drainage channel body ^{5) 14) *) **)}	500	220	010713682	11,19	24	MD
MEADRAIN SG 1510.0 Drainage channel body ^{5) *) **)}	1000	270	010713684	25,30	16	MD
MEADRAIN SG 1510.0/A Drainage channel with tight formed-in flanged drain outlet Ø 160 mm ^{9) *) **)}	1000	270	010713686	25,80	12	MD
MEADRAIN SG 1510.1 Drainage channel body ^{5) 14) *) **)}	500	270	010713688	14,07	24	MD
MEADRAIN SG 1520.0 Drainage channel body ^{5) *) **)}	1000	320	010713690	28,15	12	MD
MEADRAIN SG 1520.0/A Drainage channel with tight formed-in flanged drain outlet Ø 160 mm ^{9) *) **)}	1000	320	010713692	29,20	12	MD
MEADRAIN SG 1520.1 Drainage channel body ^{5) 14) *) **)}	500	320	010713694	11,90	24	MD

MEADRAIN SG 1500 Drainage channel body with 0.5% fall, loading classes up to E 600 **)

Article	Length (mm)	Height (mm)	Height 2 (mm)	EAN-Code	kg/unit	unit/pallet	MG
MEADRAIN SG 1501 Drainage channel body ^{*) **)}	1000	220	225	010713696	22,50	16	MD
MEADRAIN SG 1502 Drainage channel body ^{*) **)}	1000	225	230	010713698	23,00	16	MD
MEADRAIN SG 1503 Drainage channel body ^{*) **)}	1000	230	235	010713700	23,20	16	MD
MEADRAIN SG 1504 Drainage channel body ^{*) **)}	1000	235	240	010713702	23,60	16	MD
MEADRAIN SG 1505 Drainage channel body ^{*) **)}	1000	240	245	010713704	24,04	16	MD
MEADRAIN SG 1506 Drainage channel body ^{*) **)}	1000	245	250	010713706	24,20	16	MD
MEADRAIN SG 1507 Drainage channel body ^{*) **)}	1000	250	255	010713708	24,17	16	MD
MEADRAIN SG 1508 Drainage channel body ^{*) **)}	1000	255	260	010713710	24,43	16	MD
MEADRAIN SG 1509 Drainage channel body ^{*) **)}	1000	260	265	010713712	24,18	16	MD
MEADRAIN SG 1510 Drainage channel body ^{5) *) **)}	1000	265	270	010713714	24,65	32	MD
MEADRAIN SG 1510/A Drainage channel with tight formed-in flanged drain outlet Ø 160 mm ^{9) *) **)}	1000	265	270	010713716	25,70	12	MD

> **NOTE** The detailed explanation of the footnotes can be found on page 388.

MEADRAIN SG 1500 ACCESSORIES

MEADRAIN SG Silt box with sediment bucket **)

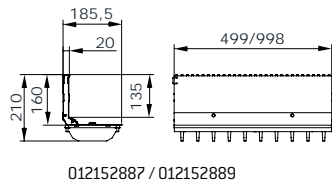
Article	Length (mm)	Height (mm)	EAN-Code	kg/unit	unit/pallet	MG
MEADRAIN SG 1500.EK160 silt box with sediment bucket for for pipe connection Ø 160 mm *)**)	500	690	010713718	37,90	8	MD
MEADRAIN SG 1500.EK200 silt box incl. sediment bucket, for pipe connection Ø 200 mm *)**)	500	700	010713719	37,90	8	MD

MEADRAIN SV/SG 1500 End caps

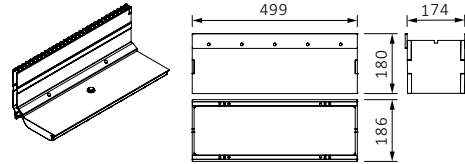
Article	Material	Height (mm)	Height 2 (mm)	EAN-Code	kg/unit	unit/pallet	MG
MEADRAIN SV/SG 1500-20.SE End cap for channel start/ end, height-adjustable	Galv. steel	220	320	010713358	0,50	1	MD
MEADRAIN SV/SG 1500.E End cap with connection piece Ø 160 mm for channel end, fixed height	Galv. steel	220	-	010713330	0,97	1	MD
MEADRAIN SV/SG 1510.E End cap with connection piece Ø 160 mm for channel end, fixed height	Galv. steel	270	-	010713364	1,13	1	MD
MEADRAIN SV/SG 1520.E End cap with connection piece Ø 160 mm for channel end, fixed height *)	Galv. steel	320	-	010713366	0,95	1	MD

> **NOTE** The detailed explanation of the footnotes can be found on page 388.

MEA TSH 150 TOPSLOT



012152887 / 012152889



012152899 / 012152896

MEA TSH 150 TOPSLOT

MEA TSH 150 TOPSLOT

MEA TSH 150 TOPSLOT suitable for channel systems **MEARIN PLUS/EXPERT 1500, MEADRAIN EN 1500, MEADRAIN SV/SE/SG 1500** and **MEADRAIN SVF/SEF 1500**. Covers all ranges of applications. Loading classes A 15 to E 600** according to EN 1433. Load capacity according to MEA installation instructions.

MEA TSH 150 TOPSLOT lateral, neck height 160 mm, loading class E 600 **)

Article	Material	Length (mm)	Inlet sect. area Ø cm ² /m above	EAN-Code	kg/unit	unit/pallet	MG
MEA TSH 150.0 / 160 TOPSLOT-E 600-Galv.steel-1 m-lateral incl. 2 ductile iron grates **)	Galv. steel, Ductile iron	1000	96	012152887	17,60	1	GR
MEA TSH 150.1 / 160 TOPSLOT-E 600-Galv.steel-0.5 m-lateral incl. ductile iron grating **)	Galv. steel, Ductile iron	500	96	012152889	8,80	1	GR
MEA TSH 150.R / 160 Inspection element upper part-E 600-Galv. steel-0.5 m, additional grating necessary **)	Galv. steel	500	-	012152899	19,20	10	GR
MEA TSH 150.0 / 160 TOPSLOT-E 600-Stainl.steel-1 m-lateral incl. 2 ductile iron grates **)	Stainl. steel, Ductile iron	1000	96	012152891	17,60	1	GR
MEA TSH 150.1 / 160 TOPSLOT-E 600-Stainl.steel-0.5 m-lateral incl. ductile iron grating **)	Stainl. steel, Ductile iron	500	96	012152893	8,80	1	GR
MEA TSH 150.R / 160 Inspection element upper part-E 600-Stainl. steel-0.5 m **)	Stainl. steel	500	-	012152896	19,20	1	GR

> NOTE The detailed explanation of the footnotes can be found on page 388.

MEA TSH 150 TOPSLOT ACCESSORIES

MEA TSH TOPSLOT end caps

Article	Material	Height (mm)	EAN-Code	kg/unit	unit/pallet	MG
MEA TSH.SE End cap made of galvanised steel	Galv. steel	-	012159030	0,03	1	GR
MEA TSH.SE End cap made of stainless steel *)	Stainl. steel	-	012159031	0,03	1	GR

MEA TSH TOPSLOT accessories

Article	Material	EAN-Code	kg/unit	unit/pallet	MG
MEA TSH Construction cover-S, 1 m for TOPSLOT *)	Galv. steel	010159893	0,29	1	GR
MEA TSH Construction cover-R, 0.5 m for revision attachment *)	Galv. steel	010159895	0,16	1	GR
MEA TSH plastic caps for Inspection element upper part-thread for replacement delivery	PP	010152866	0,01	1	GR
MEA TSH quick connector for grating for replacement delivery	PP	010152900	0,01	1	GR
MEA TSH assembly tool- 2 items necessary	Galv. steel	010152858	0,19	1	GR

MEA 150 CHANNEL COVERS FOR MEA TSH 150 INSPECTION ELEMENTS

Exclusively for **MEA TSH 150 inspection top piece**, boltable, total width of the gratings 172 mm. Loading classes A 15 to E 600** according to EN 1433.

MEA EN 150 Cover for MEA TSH 150 inspection element upper part, 4-fold boltable, loading classes up to F 900 **)

Article	Material	Length (mm)	Inlet sect. area Ø cm ² /m above	EAN-Code	kg/unit	unit/pallet	MG
MEA 150 Ductile iron slotted grating-D 400-0.5 m 12/154 bolt fixing required *)***)****)	Ductile iron	500	630	010151173	6,20	130	MD
MEA 150 Ductile iron slotted grating-F 900-0.5 m 12/147 bolt fixing required *)***)****)	Ductile iron	500	523	010151169	8,00	120	MD
MEA TSH 150/200/300 Grating locking bolt with washer for inspection element, 4 pieces/grating will be needed *)	Stainl. steel	-	-	010153104	0,02	1	GR

> **NOTE** The detailed explanation of the footnotes can be found on page 388.

MEA TSH 150 SLIMSLOT



MEA TSH 150 SLIMSLOT

MEA TSH 150 SLIMSLOT

MEA TSH 150 SlimSlot suitable for channel systems **MEARIN PLUS/EXPERT 1500, MEARIN PLUS F 1500, MEADRAIN EN 1500, MEADRAIN SV/SE/SG 1500** and **MEADRAIN SVF/SEF 1500**. Load capacity according to specification when installed according to MEA installation instructions.

MEA TSH 150 SLIMSLOT lateral, galvanised steel, neck height 160 mm

Article	Material	Length (mm)	Inlet sect. area Ø cm ² /m above	EAN-Code	kg/unit	unit/pallet	MG
MEA TSH SlimSlot 150 Offset galvanised steel 1 m ^{*)}	Galv. steel	1000	86,40	012159084	5,98		GR
MEA TSH SlimSlot 150 Offset galvanised steel 0.5 m ^{*)}	Galv. steel	500	43,20	012159085	2,96		GR
MEA TSH 150 TopSlot support frame 0.5 m ^{*)}	Ductile iron	500	-	012159028	5,83		GR
MEA TSH 150.R / 160 Inspection element upper part-E 600-Galv. steel-0.5 m, additional grating necessary ^{*)**)}	Galv. steel	500	-	012159102	19,20	10	GR

> **NOTE** The detailed explanation of the footnotes can be found on page 388.

MEA TSH 150 SLIMSLOT ACCESSORIES

MEA TSH TOPSLOT accessories

Article	Material	EAN-Code	kg/unit	unit/pallet	MG
MEA TSH Construction cover-S, 1 m for TOPSLOT *)	Galv. steel	010159893	0,29	1	GR
MEA TSH Construction cover-R, 0.5 m for revision attachment *)	Galv. steel	010159895	0,16	1	GR
MEA TSH plastic caps for Inspection element upper part-thread for replacement delivery	PP	010152866	0,01	1	GR
MEA TSH quick connector for grating for replacement delivery	PP	010152900	0,01	1	GR
MEA TSH assembly tool- 2 items necessary	Galv. steel	010152858	0,19	1	GR

MEA 150 CHANNEL COVERS FOR MEA TSH 150 GULLIES


Exclusively for **MEA TSH 150 inspection top piece**, boltable, total width of the gratings 172 mm

MEA EN 150 Cover for MEA TSH 150 inspection element upper part, 4-fold boltable, loading classes up to F 900 **)


Article	Material	Length (mm)	Inlet sect. area Ø cm ² /m above	EAN-Code	kg/unit	unit/pallet	MG
MEA 150 Ductile iron slotted grating-D 400-0.5 m 12/154 bolt fixing required *)***)*****)	Ductile iron	500	630	010151173	6,20	130	MD
MEA 150 Ductile iron slotted grating-F 900-0.5 m 12/147 bolt fixing required *)***)*****)	Ductile iron	500	523	010151169	8,00	120	MD
MEA TSH 150/200/300 Grating locking bolt with washer for inspection element, 4 pieces/grating will be needed *)	Stainl. steel	-	-	010153104	0,02	1	GR

> **NOTE** The detailed explanation of the footnotes can be found on page 388.

MEA 150 CLIPFIX CHANNEL COVERS



Mesh grating 30/10




Ductile iron slotted grating




Longitudinal bar grating



Ductile iron grating WAVE



Design grating HONEYCOMB



Design grating BAVARIA

MEA 150 CLIPFIX CHANNEL COVERS

With non-bolted CLIPFIX channel cover securement, with longitudinal shift protection. Suitable for the systems **MEARIN PLUS/EXPERT 1500**, **MEADRAIN SV/SE/SG 1500** and **MEADRAIN SVF/SEF 1500**. For drainage channel body and silt box, total width of the grates 172 mm. Loading classes B 125 to E 600** according to EN 1433.

MEA 150 channel covers, loading class B 125 with non-bolted CLIPFIX channel cover securement

Article	Material	Length (mm)	Inlet sect. area Ø cm ² /m above	EAN-Code	kg/unit	unit/pallet	MG
MEA 150 Ductile iron slotted grating-B 125-0.5 m 12/147 CXL *)****)	Ductile iron	500	304	010712837	4,05	168	GR
MEA 150 Galv. longitudinal bar grating-B 125-1 m 31/7 CXL, heelguard	Galv. steel	1000	834	010730814	5,70	204	GR
MEA 150 Galv. longitudinal bar grating-B 125-0.5 m 31/7 CXL, heelguard	Galv. steel	500	834	010730816	3,01	204	GR
MEA 150 Galv. mesh grating-B 125-1 m 30/10 CXL	Galv. steel	1000	1338	010712834	4,71	100	GR
MEA 150 Galv. mesh grating-B 125-0.5 m 30/10 CXL	Galv. steel	500	1338	010712836	2,43	1	GR
MEA 150 Stainl. steel longitudinal bar grating-B 125-1 m 31/7 CXL, heelguard *)	Stainl. steel	1000	834	010730818	5,98	204	GR
MEA 150 Stainl. steel longitudinal bar grating-B 125-0.5 m 31/7 CXL, heelguard *)	Stainl. steel	500	834	010730820	3,03	204	GR
MEA 150 Stainl. steel mesh grating-B 125-1 m 30/10 CXL *)	Stainl. steel	1000	1338	010152336	5,00	204	GR
MEA 150 Stainl. steel mesh grating-B 125-0.5 m 30/10 CXL *)	Stainl. steel	500	1338	010152338	2,50	100	GR

> **NOTE** The detailed explanation of the footnotes can be found on page 388.

MEA 150 CLIPFIX CHANNEL COVERS

With non-bolted CLIPFIX channel cover securement, with longitudinal shift protection. Suitable for the systems **MEARIN PLUS/EXPERT 1500**, **MEADRAIN SV/SE/SG 1500** and **MEADRAIN SVF/SEF 1500**. For drainage channel body and silt box, total width of the grates 172 mm. Loading classes B 125 to E 600** according to EN 1433.

MEA 150 channel covers, loading class C 250 with non-bolted CLIPFIX channel cover securement

Article	Material	Length (mm)	Inlet sect. area Ø cm ² /m above	EAN-Code	kg/unit	unit/pallet	MG
MEA 150 Ductile iron slotted grating-C 250-0.5 m 12/147 CXL *)****)	Ductile iron	500	610	010712838	5,39	180	GR
MEA 150 Design grating BAVARIA-C 250-0.5 m 10/21 CXL *)****)	Ductile iron	500	445	010713280	4,98	104	GR
MEA 150 Design grating HONEYCOMB-C 250-0.5 m 15/17 CXL *)****)	Ductile iron	500	336	010713128	5,10	216	GR
MEA 150 Galv. mesh grating-C 250-1 m 30/10 CXL *)	Galv. steel	1000	1338	010152340	8,46	80	GR
MEA 150 Galv. mesh grating-C 250-0.5 m 30/10 CXL *)	Galv. steel	500	1338	010152342	4,16	20	GR
MEA 150 Stainl. steel mesh grating-C 250-1 m 30/10 CXL *)	Stainl. steel	1000	1338	010152344	8,25	204	GR
MEA 150 Stainl. steel mesh grating-C 250-0.5 m 30/10 CXL *)	Stainl. steel	500	1338	010152346	4,20	204	GR

MEA 150 channel covers, loading class D 400 with non-bolted CLIPFIX channel cover securement **)

Article	Material	Length (mm)	Inlet sect. area Ø cm ² /m above	EAN-Code	kg/unit	unit/pallet	MG
MEA 150 Ductile iron slotted grating-D 400-0.5 m 12/147 CXL *)***)****)	Ductile iron	500	610	010712840	6,25	140	GR
MEA 150 Design grating BAVARIA-D 400-0.5 m 10/21 CXL *)***)****)	Ductile iron	500	445	010713288	5,93	104	GR
MEA 150 Design grating HONEYCOMB-D 400-0.5 m 15/17 CXL *)***)****)	Ductile iron	500	336	010713284	5,98	104	GR
MEA 150 Galv. mesh grating-D 400-1 m 30/10 CXL *)**)	Galv. steel	1000	1338	010152345	10,00	150	GR
MEA 150 Galv. mesh grating-D 400-0.5 m 30/10 CXL *)**)	Galv. steel	500	1338	010152347	5,00	100	GR
MEA 150 Stainl. steel mesh grating-D 400-1 m 30/10 CXL *)**)	Stainl. steel	1000	1338	010152361	10,00	204	GR
MEA 150 Stainl. steel mesh grating-D 400-0.5 m 30/10 CXL *)**)	Stainl. steel	500	1338	010152363	5,00	204	GR

MEA 150 channel covers, loading class E 600 with non-bolted CLIPFIX channel cover securement **)

Article	Material	Length (mm)	Inlet sect. area Ø cm ² /m above	EAN-Code	kg/unit	unit/pallet	MG
MEA 150 Ductile iron slotted grating-E 600-0.5 m 18/147 CXL *)***)****)	Ductile iron	-	-	010712866	6,95	120	GR
MEA 150 Ductile iron WAVE grating-E 600-0.5 m 21/24 CXL *)***)****)	Ductile iron	-	-	010712841	9,40	104	GR

Grid hook

Article	Material	EAN-Code	kg/unit	unit/pallet	MG
MEADRAIN/MEARIN Grid hook	Stainl. steel	010152115	0,23	1	GR

MEA 150 CLIPFIX Anti-theft protection


Article	Material	EAN-Code	kg/unit	unit/pallet	MG
MEA 150 CLIPFIX Anti-theft protection, bolt fixing required, 10 Pack	Polyamide, Stainl. steel	010714707	1,20	1	GR

> **NOTE** The detailed explanation of the footnotes can be found on page 388.


MEADRAIN DRAINAGE SYSTEM

A 15 B 125 C 250 D 400** E 600**

MEADRAIN SV/SE/SG 1500 according to DIN EN1433



NOTES



Glass-fibre-reinforced composite

Recycled plastic


Polymer concrete

Metal

Rainwater treatment

Other

MEADRAIN S 2000 SYSTEM OVERVIEW



1- CLIPFIX Grating locking mechanism


Galvanised steel, stainless steel and ductile iron gratings can be fastened and loosened with a single movement - without bolts, safely and quickly

2- The drainage channels are made of high quality polymer concrete

3- **MEADRAIN SV 2000** with 4 mm edge protection made of galvanised steel

4- **MEADRAIN SE 2000** with 4 mm stainless steel edge protection

5- Lateral ribs guarantee optimum anchoring and a stable positioning in the concrete bed






- > Certified compliant with EN 1433 and CE
- > Complete system equipped with CLIPFIX grating locking mechanism
- > Matching covers with longitudinal displacement lock



> **NOTE** The detailed explanation of the footnotes can be found on page 388.

MEADRAIN S 2000 SYSTEM OVERVIEW



1- CLIPFIX Grating locking mechanism


Galvanised steel, stainless steel and ductile iron gratings can be fastened and loosened with a single movement - without bolts, safely and quickly

2- The drainage channels are made of high quality polymer concrete

3- **MEADRAIN SV 2000** with 4 mm edge protection made of galvanised steel

4- **MEADRAIN SE 2000** with 4 mm stainless steel edge protection

5- Lateral ribs guarantee optimum anchoring and a stable positioning in the concrete bed





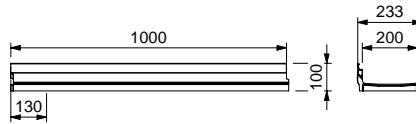
- > Certified compliant with EN 1433 and CE
- > Complete system equipped with CLIPFIX grating locking mechanism
- > Matching covers with longitudinal displacement lock



MEADRAIN S 2000 CHANNELS



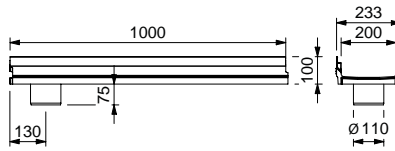
MEADRAIN SVF/SEF 2000 shallow channel



010713434



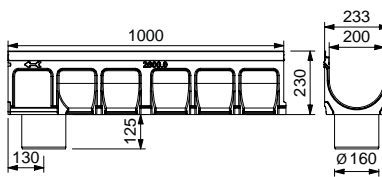
MEADRAIN SVF/SEF 2000 shallow channel with drain outlet



010713438



MEADRAIN SV/SE 2000 NA drainage channel with outlet connector



010714252

MEADRAIN SVF 2000 SHALLOW POLYMER CONCRETE CHANNEL WITH 4 MM EDGE PROTECTION MADE OF GALVANISED STEEL, SEALING JOINT ACCORDING TO EN 1433

Clear width of the shallow channel body 200 mm, total width 233 mm. Suitable for the all channel covers **MEA 200 CLIPFIX** with longitudinal shift protection and **MEA TSH 200 TOPSLOT**. For the realisation of water level slopes. Loading classes A 15 to E 600** according to EN 1433. Load capacity according to MEA installation instructions.

MEADRAIN SVF 2000 shallow drainage channel body without fall, loading classes up to E 600 **)

Article	Length (mm)	Height (mm)	EAN-Code	kg/unit	unit/pallet	MG
MEADRAIN SVF 2000.0/100 shallow drainage channel body ^{1) **)}	1000	100	010713434	19,21	24	MD
MEADRAIN SVF 2000.0 A/100 shallow drainage channel with tight formed-in flanged drain outlet Ø 110 mm ^{8) **)}	1000	100	010713438	18,78	15	MD
MEADRAIN SVF 2000.1/100 shallow drainage channel body ^{1) **)}	500	100	010713436	8,70	48	MD

MEADRAIN SV 2000 NA POLYMER CONCRETE CHANNEL BODY WITH 4 MM EDGE PROTECTION MADE OF GALVANISED STEEL, SEALING JOINT ACCORDING TO EN 1433

Clear width of the channel body 200 mm. Total width 233 mm. Suitable for drainage channel covers **MEA 200 CLIPFIX** and **TOPSLOTS TSH 200** with longitudinal shift protection. For the realisation of water level slopes, step slopes and linear slopes (0.5%). Loading classes A 15 to E 600** according to EN 1433. Load capacity according to specification, when installed according to the MEA installation instructions.

MEADRAIN SV 2000 NA Drainage channel body without fall, loading classes up to E 600 **)

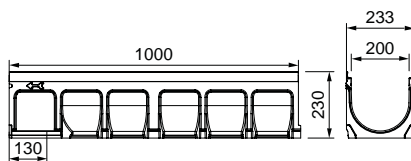
Article	Length (mm)	Height (mm)	EAN-Code	kg/unit	unit/pallet	MG
MEADRAIN SV 2000.0 NA Drainage channel body ^{5) **)}	1000	230	010714250	27,32	9	MD
MEADRAIN SV 2000.0/A NA Drainage channel with tight formed-in flanged drain outlet Ø 160 mm ^{9) **)}	1000	230	010714252	31,35	9	MD
MEADRAIN SV 2000.1 NA Drainage channel body ^{5) 14) **)}	500	230	010714254	13,88	18	MD
MEADRAIN SV 2010.0 NA Drainage channel body ^{5) **)}	1000	280	010714256	31,64	9	MD
MEADRAIN SV 2010.0/A NA Drainage channel with tight formed-in flanged drain outlet Ø 160 mm ^{9) **)}	1000	280	010714258	31,35	9	MD
MEADRAIN SV 2010.1 NA Drainage channel body ^{5) 14) **)}	500	280	010714260	14,71	18	MD
MEADRAIN SV 2020.0 NA Drainage channel body ^{5) **)}	1000	330	010714262	35,24	9	MD
MEADRAIN SV 2020.0/A NA Drainage channel with tight formed-in flanged drain outlet Ø 160 mm ^{9) **)}	1000	330	010714264	31,35	9	MD
MEADRAIN SV 2020.1 NA Drainage channel body ^{5) 14) **)}	500	330	010714266	16,21	18	MD
MEADRAIN SV 2030.0 NA Drainage channel body ^{5) **)}	1000	380	010714268	38,56	9	MD
MEADRAIN SV 2030.0/A NA Drainage channel with tight formed-in flanged drain outlet Ø 160 mm ^{9) **)}	1000	380	010714270	39,46	9	MD
MEADRAIN SV 2030.1 NA Drainage channel body ^{5) 14) **)}	500	380	010714272	18,11	12	MD

> **NOTE** The detailed explanation of the footnotes can be found on page 388.

MEADRAIN S DRAINAGE SYSTEM | CW 200

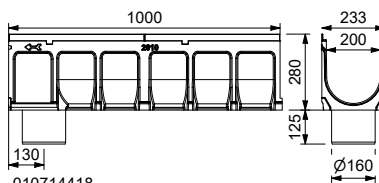
A 15 B 125 C 250 D 400** E 600**

MEADRAIN S 2000 CHANNELS



010714250

MEADRAIN SV/SE 2000 NA drainage channel



010714418

MEADRAIN SG 2000 NA drainage channel

MEADRAIN SV 2000 NA POLYMER CONCRETE CHANNEL BODY**WITH 4 MM EDGE PROTECTION MADE OF GALVANISED STEEL, SEALING JOINT ACCORDING TO EN 1433**

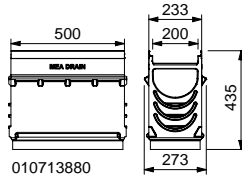
Clear width of the channel body 200 mm. Total width 233 mm. Suitable for drainage channel covers **MEA 200 CLIPFIX** and **TOPSLOTS TSH 200** with longitudinal shift protection. For the realisation of water level slopes, step slopes and linear slopes (0.5%). Loading classes A 15 to E 600** according to EN 1433. Load capacity according to specification, when installed according to the MEA installation instructions.

MEADRAIN SV 2000 NA Drainage channel body with 0.5% fall, loading classes up to E 600 **)

Article	Length (mm)	Height (mm)	Height 2 (mm)	EAN-Code	kg/unit	unit/pallet	MG
MEADRAIN SV 2001 NA Drainage channel body **)	1000	230	235	010714274	27,93	9	MD
MEADRAIN SV 2002 NA Drainage channel body **)	1000	235	240	010714276	27,90	9	MD
MEADRAIN SV 2003 NA Drainage channel body **)	1000	240	245	010714278	28,30	9	MD
MEADRAIN SV 2004 NA Drainage channel body **)	1000	245	250	010714280	28,66	9	MD
MEADRAIN SV 2005 NA Drainage channel body **)	1000	250	255	010714282	29,06	9	MD
MEADRAIN SV 2006 NA Drainage channel body **)	1000	255	260	010714284	29,46	9	MD
MEADRAIN SV 2007 NA Drainage channel body **)	1000	260	265	010714286	29,93	9	MD
MEADRAIN SV 2008 NA Drainage channel body **)	1000	265	270	010714288	31,51	9	MD
MEADRAIN SV 2009 NA Drainage channel body **)	1000	270	275	010714290	30,33	9	MD
MEADRAIN SV 2010 NA Drainage channel body ⁵⁾ **)	1000	275	280	010714292	30,92	9	MD
MEADRAIN SV 2010/A NA Drainage channel with tight formed-in flanged drain outlet Ø 160 mm ⁹⁾ **))	1000	275	280	010714294	38,65	9	MD
MEADRAIN SV 2011 NA Drainage channel body **)	1000	280	285	010714296	31,13	9	MD
MEADRAIN SV 2012 NA Drainage channel body **)	1000	285	290	010714298	31,63	9	MD
MEADRAIN SV 2013 NA Drainage channel body **)	1000	290	295	010714300	31,63	9	MD
MEADRAIN SV 2014 NA Drainage channel body **)	1000	295	300	010714302	31,70	9	MD
MEADRAIN SV 2015 NA Drainage channel body **)	1000	300	305	010714304	32,65	9	MD
MEADRAIN SV 2016 NA Drainage channel body **)	1000	305	310	010714306	33,09	9	MD
MEADRAIN SV 2017 NA Drainage channel body **)	1000	310	315	010714308	33,11	9	MD
MEADRAIN SV 2018 NA Drainage channel body **)	1000	315	320	010714310	33,24	9	MD
MEADRAIN SV 2019 NA Drainage channel body **)	1000	320	325	010714312	34,49	9	MD
MEADRAIN SV 2020 NA Drainage channel body ⁵⁾ **))	1000	325	330	010714314	34,71	9	MD
MEADRAIN SV 2020/A NA Drainage channel with tight formed-in flanged drain outlet Ø 160 mm ⁹⁾ **))	1000	325	330	010714316	35,20	9	MD

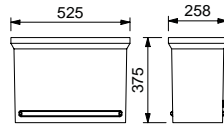
> **NOTE** The detailed explanation of the footnotes can be found on page 388.

MEADRAIN S 2000 ACCESSORIES



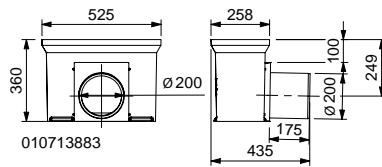
010713880

MEADRAIN SV 2000.SK-OT NA



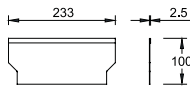
010154708

MEADRAIN 2000 SK-ZT

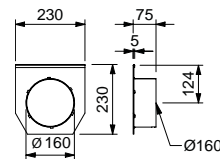


010713883

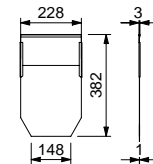
MEADRAIN 2000 SK-UT short



010713440



010714322



010714320

MEADRAIN SV/SG 2000 NA end caps

MEADRAIN SV NA AND SVF 2000 ACCESSORIES

MEADRAIN SV 2000 Gully **)

Article	Length (mm)	Height (mm)	EAN-Code	kg/unit	unit/pallet	MG
MEADRAIN SV 2000.SK-OT NA Gully upper part **)	500	435	010713880	25,42	16	MD
MEADRAIN 2000 SK-ZT Gully intermediate part made of polymer concrete for a height extension	525	375	010154708	25,20	12	MD
MEADRAIN 2000 SK-UT-KURZ/A short Gully lower part, with integrated drain outlet Ø 160 mm	525	360	010713882	23,69	4	MD
MEADRAIN 2000 SK-UT-KURZ/A short Gully lower part, with integrated drain outlet Ø 200 mm	525	360	010713883	23,70	4	MD
MEA 150/200 sediment bucket plastic *)	-	-	010710153	3,10	1	MD

MEADRAIN SVF 2000 End cap for shallow channel

Article	Material	Height (mm)	EAN-Code	kg/unit	unit/pallet	MG
MEADRAIN SVF 2000.SE end cap closed for shallow channel for channel start/ end	Galv. steel	-	010713440	0,20	1	MD

MEADRAIN SV/SG 2000 NA End caps

Article	Material	Height (mm)	Height 2 (mm)	EAN-Code	kg/unit	unit/pallet	MG
MEADRAIN SV/SG 2000-10.SE NA End cap for channel start/ end, height-adjustable	Galv. steel	230	330	010714318	0,77	1	MD
MEADRAIN SV/SG 2010-30.SE NA End cap for channel start/ end, height-adjustable	Galv. steel	280	380	010714320	0,77	1	MD
MEADRAIN SV/SG 2000.E NA End cap with connector Ø 160 mm, for channel end, fixed height	Galv. steel	230	-	010714322	1,03	1	MD
MEADRAIN SV/SG 2010.E NA End cap with connector Ø 160 mm, for channel end, fixed height	Galv. steel	280	-	010714324	1,03	1	MD
MEADRAIN SV/SG 2020.E NA End cap with connector Ø 160 mm, for channel end, fixed height	Galv. steel	330	-	010714326	1,50	1	MD
MEADRAIN SV/SG 2030.E NA End cap with connector Ø 160 mm, for channel end, fixed height	Galv. steel	380	-	010714328	1,60	1	MD

> **NOTE** The detailed explanation of the footnotes can be found on page 388.

MEADRAIN SEF 2000 SHALLOW POLYMER CONCRETE DRAINAGE CHANNEL**WITH 4 MM EDGE PROTECTION MADE OF STAINLESS STEEL, SEALING JOINT ACCORDING TO EN 1433**

Clear width of the shallow channel body 200 mm, total width 233 mm. Suitable for the all channel covers **MEA 200 CLIPFIX** with longitudinal shift protection and **MEA TSH 200 TOPSLOT**. For the realisation of water level slopes. Loading classes A 15 to E 600** according to EN 1433. Load capacity according to specification when installed according to the MEA installation instructions.

MEADRAIN SEF 2000 shallow drainage channel body without fall, loading classes up to E 600 **)

Article	Length (mm)	Height (mm)	EAN-Code	kg/unit	unit/pallet	MG
MEADRAIN SEF 2000.0/100 shallow drainage channel body ^{1)*)**)}	1000	100	010713452	18,35	24	MD
MEADRAIN SEF 2000.0 A/100 shallow drainage channel with tight formed-in flanged drain outlet Ø 110 mm ^{9)*)**)}	1000	100	010713456	18,32	15	MD
MEADRAIN SEF 2000.1/100 shallow drainage channel body ^{1)*)**)}	500	100	010713454	9,47	48	MD

MEADRAIN SE 2000 NA POLYMER CONCRETE CHANNEL BODY**WITH 4 MM STAINLESS STEEL EDGE PROTECTION, SEALING JOINT ACCORDING TO EN 1433**

Clear width of the channel body 200 mm. Total width 233 mm. Suitable for drainage channel covers **MEA 200 CLIPFIX** and **TOPSLOTS TSH 200** with longitudinal shift protection. For the realisation of water level slopes, step slopes and linear slopes (0.5%). Loading classes A 15 to E 600** according to EN 1433. Load capacity according to specification, when installed according to the MEA installation instructions.

MEADRAIN SE 2000 NA Drainage channel body without fall, loading classes up to E 600 **)

Article	Length (mm)	Height (mm)	EAN-Code	kg/unit	unit/pallet	MG
MEADRAIN SE 2000.0 NA Drainage channel body ^{5)14)*)**)}	1000	230	010714330	27,32	9	MD
MEADRAIN SE 2000.0/A NA Drainage channel with tight formed-in flanged drain outlet Ø 160 mm ^{9)*)**)}	1000	230	010714332	28,48	9	MD
MEADRAIN SE 2000.1 NA Drainage channel body ^{5)14)*)**)}	500	230	010714334	13,88	18	MD
MEADRAIN SE 2010.0 NA Drainage channel body ^{5)*)**)}	1000	280	010714336	31,64	9	MD
MEADRAIN SE 2010.0/A NA Drainage channel with tight formed-in flanged drain outlet Ø 160 mm ^{9)*)**)}	1000	280	010714338	31,35	9	MD
MEADRAIN SE 2010.1 NA Drainage channel body ^{5)14)*)**)}	500	280	010714340	14,71	18	MD
MEADRAIN SE 2020.0 NA Drainage channel body ^{5)*)**)}	1000	330	010714342	35,24	9	MD
MEADRAIN SE 2020.0/A NA Drainage channel with tight formed-in flanged drain outlet Ø 160 mm ^{9)*)**)}	1000	330	010714344	31,35	9	MD
MEADRAIN SE 2020.1 NA Drainage channel ^{5)14)*)**)}	500	330	010714346	16,21	18	MD
MEADRAIN SE 2030.0 NA Drainage channel body ^{5)*)**)}	1000	380	010714348	38,56	9	MD
MEADRAIN SE 2030.0/A NA Drainage channel with tight formed-in flanged drain outlet Ø 160 mm ^{9)*)**)}	1000	380	010714350	39,46	9	MD
MEADRAIN SE 2030.1 NA Drainage channel body ^{5)14)*)**)}	500	380	010714352	18,11	18	MD

> **NOTE** The detailed explanation of the footnotes can be found on page 388.

MEADRAIN SE 2000 NA POLYMER CONCRETE CHANNEL BODY**WITH 4 MM STAINLESS STEEL EDGE PROTECTION, SEALING JOINT ACCORDING TO EN 1433**

Clear width of the channel body 200 mm. Total width 233 mm. Suitable for drainage channel covers **MEA 200 CLIPFIX** and **TOPSLOTS TSH 200** with longitudinal shift protection. For the realisation of water level slopes, step slopes and linear slopes (0.5%). Loading classes A 15 to E 600** according to EN 1433. Load capacity according to specification, when installed according to the MEA installation instructions.

MEADRAIN SE 2000 NA drainage channel body with 0.5% fall, Loading classes up to E 600 **)

Article	Length (mm)	Height (mm)	Height 2 (mm)	EAN-Code	kg/unit	unit/pallet	MG
MEADRAIN SE 2001 NA Drainage channel body *)**)	1000	230	235	010714354	27,93	9	MD
MEADRAIN SE 2002 NA Drainage channel body *)**)	1000	235	240	010714356	27,90	9	MD
MEADRAIN SE 2003 NA Drainage channel body *)**)	1000	240	245	010714358	28,30	9	MD
MEADRAIN SE 2004 NA Drainage channel body *)**)	1000	245	250	010714360	28,66	9	MD
MEADRAIN SE 2005 NA Drainage channel body *)**)	1000	250	255	010714362	29,06	9	MD
MEADRAIN SE 2006 NA Drainage channel body *)**)	1000	255	260	010714364	29,46	9	MD
MEADRAIN SE 2007 NA Drainage channel body *)**)	1000	260	265	010714366	29,93	9	MD
MEADRAIN SE 2008 NA Drainage channel body *)**)	1000	265	270	010714368	31,51	9	MD
MEADRAIN SE 2009 NA Drainage channel body *)**)	1000	270	275	010714370	30,33	9	MD
MEADRAIN SE 2010 NA Drainage channel body 5)*)**)	1000	275	280	010714372	30,92	9	MD
MEADRAIN SE 2010/A NA Drainage channel with tight formed-in flanged drain outlet Ø 160 mm 9)*)**)	1000	275	280	010714374	31,65	9	MD
MEADRAIN SE 2011 NA Drainage channel body *)**)	1000	280	285	010714376	31,13	9	MD
MEADRAIN SE 2012 NA Drainage channel body *)**)	1000	285	290	010714378	31,63	9	MD
MEADRAIN SE 2013 NA Drainage channel body *)**)	1000	290	295	010714380	31,63	9	MD
MEADRAIN SE 2014 NA Drainage channel body *)**)	1000	295	300	010714382	31,70	9	MD
MEADRAIN SE 2015 NA Drainage channel body *)**)	1000	300	305	010714384	32,65	9	MD
MEADRAIN SE 2016 NA Drainage channel body *)**)	1000	305	310	010714386	33,09	9	MD
MEADRAIN SE 2017 NA Drainage channel body *)**)	1000	310	315	010714388	33,11	9	MD
MEADRAIN SE 2018 NA Drainage channel body *)**)	1000	315	320	010714390	33,24	9	MD
MEADRAIN SE 2019 NA Drainage channel body *)**)	1000	320	325	010714392	34,49	9	MD
MEADRAIN SE 2020 NA Drainage channel body 5)*)**)	1000	325	330	010714394	34,71	9	MD
MEADRAIN SE 2020/A NA Drainage channel with tight formed-in flanged drain outlet Ø 160 mm 9)*)**)	1000	325	330	010714396	35,20	9	MD

> **NOTE** The detailed explanation of the footnotes can be found on page 388.

MEADRAIN SE 2000 NA AND SEF 2000 ACCESSORIES

MEADRAIN SE 2000 Gully **)

Article	Length (mm)	Height (mm)	EAN-Code	kg/unit	unit/pallet	MG
MEADRAIN SE 2000.SK-OT NA Gully upper part *)**)	500	435	010713894	25,76	12	MD
MEADRAIN 2000 SK-ZT Gully intermediate part made of polymer concrete for a height extension	525	375	010154708	25,20	12	MD
MEADRAIN 2000 SK-UT-KURZ/A short Gully lower part, with integrated drain outlet Ø 160 mm	525	360	010713882	23,69	4	MD
MEADRAIN 2000 SK-UT-KURZ/A short Gully lower part, with integrated drain outlet Ø 200 mm	525	360	010713883	23,70	4	MD
MEA 150/200 sediment bucket plastic *)	-	-	010710153	3,10	1	MD

MEADRAIN SEF 2000 End cap for shallow channel

Article	Material	Height (mm)	EAN-Code	kg/unit	unit/pallet	MG
MEADRAIN SEF 2000.SE end cap closed for shallow channel for channel start/ end *)	Stainl. steel	100	010713458	0,20	1	MD

MEADRAIN SE 2000 NA End caps

Article	Material	Height (mm)	Height 2 (mm)	EAN-Code	kg/unit	unit/pallet	MG
MEADRAIN SE 2000-10.SE NA End cap for channel start/ end, height-adjustable *)	Stainl. steel	230	330	010714398	0,77	1	MD
MEADRAIN SE 2010-30.SE NA End cap for channel start/ end, height-adjustable *)	Stainl. steel	280	380	010714400	0,77	1	MD
MEADRAIN SE 2000.E NA End cap with connector Ø 160 mm, for channel end, fixed height *)	Stainl. steel	230	-	010714402	1,03	1	MD
MEADRAIN SE 2010.E NA End cap with connector Ø 160 mm, for channel end, fixed height *)	Stainl. steel	280	-	010714404	1,03	1	MD
MEADRAIN SE 2020.E NA End cap with connector Ø 160 mm, for channel end, fixed height *)	Stainl. steel	330	-	010714406	1,50	1	MD
MEADRAIN SE 2030.E NA End cap with connector Ø 160 mm, for channel end, fixed height *)	Stainl. steel	380	-	010714408	1,60	1	MD

> **NOTE** The detailed explanation of the footnotes can be found on page 388.

MEADRAIN SG 2000 NA POLYMER CONCRETE CHANNEL BODY**WITH 4 MM EDGE PROTECTION MADE OF CAST IRON, SEALING JOINT ACCORDING TO EN 1433**

Clear width of the channel body 200 mm. Total width 233 mm. Suitable for drainage channel covers **MEA 200 CLIPFIX** and **TOPSLOTS TSH 200** with longitudinal shift protection. For the realisation of water level slopes, step slopes and linear slopes (0.5%). Loading classes A 15 to E 600** according to EN 1433. Load capacity according to specification when installed according to the MEA installation instructions.

MEADRAIN SG 2000 NA Drainage channel body without fall, loading classes up to E 600 **)

Article	Length (mm)	Height (mm)	EAN-Code	kg/unit	unit/pallet	MG
MEADRAIN SG 2000.0 NA Drainage channel body ^{5) **)}	1000	230	010714410	28,52	9	MD
MEADRAIN SG 2000.0/A NA Drainage channel with tight formed-in flanged drain outlet Ø 160 mm ^{9) **)}	1000	230	010714412	28,67	9	MD
MEADRAIN SG 2000.1 NA Drainage channel body ^{5) 14) **)}	500	230	010714414	14,68	18	MD
MEADRAIN SG 2010.0 NA Drainage channel body ^{5) **)}	1000	280	010714416	32,10	9	MD
MEADRAIN SG 2010.0/A NA Drainage channel with tight formed-in flanged drain outlet Ø 160 mm ^{9) **)}	1000	280	010714418	32,60	9	MD
MEADRAIN SG 2010.1 NA Drainage channel-0.5 m ^{5) 14) **)}	500	280	010714420	16,30	18	MD
MEADRAIN SG 2020.0 NA Drainage channel body ^{5) **)}	1000	330	010714422	36,23	9	MD
MEADRAIN SG 2020.0/A NA Drainage channel with tight formed-in flanged drain outlet Ø 160 mm ^{9) **)}	1000	330	010714424	36,20	9	MD
MEADRAIN SG 2020.1 NA Drainage channel body ^{5) 14) **)}	500	330	010714426	16,50	18	MD
MEADRAIN SG 2030.0 NA Drainage channel body ^{5) **)}	1000	380	010714428	39,50	9	MD
MEADRAIN SG 2030.0/A NA Drainage channel with tight formed-in flanged drain outlet Ø 160 mm ^{9) **)}	1000	380	010714430	40,00	9	MD
MEADRAIN SG 2030.1 NA Drainage channel body ^{5) 14) **)}	500	380	010714432	16,90	18	MD

> **NOTE** The detailed explanation of the footnotes can be found on page 388.

MEADRAIN SG 2000 NA POLYMER CONCRETE CHANNEL BODY WITH 4 MM EDGE PROTECTION MADE OF CAST IRON, SEALING JOINT ACCORDING TO EN 1433

Clear width of the channel body 200 mm. Total width 233 mm. Suitable for drainage channel covers **MEA 200 CLIPFIX** and **TOPSLOTS TSH 200** with longitudinal shift protection. For the realisation of water level slopes, step slopes and linear slopes (0.5%). Loading classes A 15 to E 600** according to EN 1433. Load capacity according to specification when installed according to the MEA installation instructions.

MEADRAIN SG 2000 NA Drainage channel body with 0.5% fall, loading classes up to E 600 **)

Article	Length (mm)	Height (mm)	Height 2 (mm)	EAN-Code	kg/unit	unit/pallet	MG
MEADRAIN SG 2001 NA Drainage channel body **)	1000	230	235	010714434	28,73	9	MD
MEADRAIN SG 2002 NA Drainage channel body **)	1000	235	240	010714436	29,05	9	MD
MEADRAIN SG 2003 NA Drainage channel body **)	1000	240	245	010714438	29,36	9	MD
MEADRAIN SG 2004 NA Drainage channel body **)	1000	245	250	010714440	29,68	9	MD
MEADRAIN SG 2005 NA Drainage channel body **)	1000	250	255	010714442	30,00	9	MD
MEADRAIN SG 2006 NA Drainage channel body **)	1000	255	260	010714444	30,32	9	MD
MEADRAIN SG 2007 NA Drainage channel body **)	1000	260	265	010714446	30,63	9	MD
MEADRAIN SG 2008 NA Drainage channel body **)	1000	265	270	010714448	31,19	9	MD
MEADRAIN SG 2009 NA Drainage channel body **)	1000	270	275	010714450	31,27	9	MD
MEADRAIN SG 2010 NA Drainage channel body ⁵⁾ **)	1000	275	280	010714452	31,90	9	MD
MEADRAIN SG 2010/A NA Drainage channel with tight formed-in flanged drain outlet Ø 160 mm ³⁾ **)	1000	275	280	010714454	31,90	9	MD
MEADRAIN SG 2011 NA Drainage channel body **)	1000	280	285	010714456	32,22	9	MD
MEADRAIN SG 2012 NA Drainage channel body **)	1000	285	290	010714458	32,53	9	MD
MEADRAIN SG 2013 NA Drainage channel body **)	1000	290	295	010714460	32,85	9	MD
MEADRAIN SG 2014 NA Drainage channel body **)	1000	295	300	010714462	33,17	9	MD
MEADRAIN SG 2015 NA Drainage channel body **)	1000	300	305	010714464	33,49	9	MD
MEADRAIN SG 2016 NA Drainage channel body **)	1000	305	310	010714466	33,80	9	MD
MEADRAIN SG 2017 NA Drainage channel body **)	1000	310	315	010714468	34,12	9	MD
MEADRAIN SG 2018 NA Drainage channel body **)	1000	315	320	010714470	34,44	9	MD
MEADRAIN SG 2019 NA Drainage channel body **)	1000	320	325	010714472	34,75	9	MD
MEADRAIN SG 2020 NA Drainage channel body ⁵⁾ **)	1000	325	330	010714474	35,07	9	MD
MEADRAIN SG 2020/A NA Drainage channel with tight formed-in flanged drain outlet Ø 160 mm ³⁾ **)	1000	325	330	010714476	35,70	9	MD

> **NOTE** The detailed explanation of the footnotes can be found on page 388.

MEADRAIN SG 2000 NA ACCESSORIES

MEADRAIN SG 2000 NA Gully **)

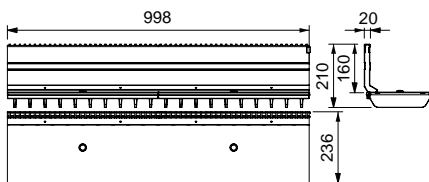
Article	Length (mm)	Height (mm)	EAN-Code	kg/unit	unit/pallet	MG
MEADRAIN SG 2000.SK-OT NA Gully upper part **)	500	435	010713906	26,30	16	MD
MEADRAIN 2000 SK-ZT Gully intermediate part made of polymer concrete for a height extension	525	375	010154708	25,20	12	MD
MEADRAIN 2000 SK-UT-KURZ/A short Gully lower part, with integrated drain outlet Ø 160 mm	525	360	010713882	23,69	4	MD
MEADRAIN 2000 SK-UT-KURZ/A short Gully lower part, with integrated drain outlet Ø 200 mm	525	360	010713883	23,70	4	MD
MEA 150/200 sediment bucket plastic *)	-	-	010710153	3,10	1	MD

MEADRAIN SV/SG 2000 NA End caps

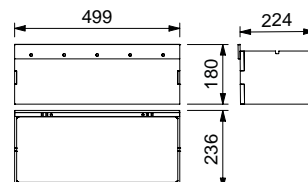
Article	Material	Height (mm)	Height 2 (mm)	EAN-Code	kg/unit	unit/pallet	MG
MEADRAIN SV/SG 2000-10.SE NA End cap for channel start/ end, height-adjustable	Galv. steel	230	330	010714318	0,77	1	MD
MEADRAIN SV/SG 2010-30.SE NA End cap for channel start/ end, height-adjustable	Galv. steel	280	380	010714320	0,77	1	MD
MEADRAIN SV/SG 2000.E NA End cap with connector Ø 160 mm, for channel end, fixed height	Galv. steel	230	-	010714322	1,03	1	MD
MEADRAIN SV/SG 2010.E NA End cap with connector Ø 160 mm, for channel end, fixed height	Galv. steel	280	-	010714324	1,03	1	MD
MEADRAIN SV/SG 2020.E NA End cap with connector Ø 160 mm, for channel end, fixed height	Galv. steel	330	-	010714326	1,50	1	MD
MEADRAIN SV/SG 2030.E NA End cap with connector Ø 160 mm, for channel end, fixed height	Galv. steel	380	-	010714328	1,60	1	MD

> **NOTE** The detailed explanation of the footnotes can be found on page 388.

MEA TSH 200 TOPSLOT



012152861



012152874

MEA TSH 200 TOPSLOT

MEA TSH 200 TOPSLOT

MEA TSH 200 TOPSLOT suitable for the systems **MEARIN PLUS/EXPERT 2000**, **MEARIN PLUS F 2000**, **MEADRAIN EN 2000**, **MEADRAIN SV/SE/SG 2000** and **MEADRAIN SVF/SEF 2000**. Covers all ranges of applications. Loading class A 15 to E 600** according to EN 1433. Load capacity according to specification, when installed according to the MEA installation instructions.

MEA TSH 200 TOPSLOT lateral, neck height 160 mm, loading class E 600 **)

Article	Material	Length (mm)	Inlet sect. area Ø cm ² /m above	EAN-Code	kg/unit	unit/pallet	MG
MEA TSH 200.0 / 160 TOPSLOT-E 600-Galv.steel-1 m-lateral incl. 2 ductile iron grates **)	Galv. steel, Ductile iron	1000	96	012152861	21,40	1	GR
MEA TSH 200.1 / 160 TOPSLOT-E 600-Galv.steel-0.5 m-lateral incl. ductile iron grating **)	Galv. steel, Ductile iron	500	96	012152863	10,70	1	GR
MEA TSH 200.R / 160 Galv.steel Inspection element upper part E 600-0.5 m, additional grating necessary **)	Galv. steel	500	-	012152874	19,90	1	GR
MEA TSH 200.0 / 160 TOPSLOT-E 600-Stainl.steel-1 m-lateral incl. 2 ductile iron grates **)	Stainl. steel, Ductile iron	1000	96	012152867	21,40	1	GR
MEA TSH 200.1 / 160 TOPSLOT-E 600-Stainl.steel-0.5 m-lateral incl. ductile iron grating **)	Stainl. steel, Ductile iron	500	96	012152869	10,70	1	GR
MEA TSH 200.R / 160 Stainl.steel Inspection element upper part E 600-0.5 m, additional grating necessary **)	Stainl. steel	500	-	012152876	19,90	1	GR

> NOTE The detailed explanation of the footnotes can be found on page 388.

MEA TSH 200 TOPSLOT ACCESSORIES

MEA TSH TOPSLOT end caps

Article	Material	Height (mm)	EAN-Code	kg/unit	unit/pallet	MG
MEA TSH.SE End cap made of galvanised steel	Galv. steel	156	012159030	0,03	1	GR
MEA TSH.SE End cap made of stainless steel ^{*)}	Stainl. steel	156	012159031	0,03	1	GR

MEA TSH TOPSLOT accessories

Article	Material	EAN-Code	kg/unit	unit/pallet	MG
MEA TSH Construction cover-S, 1 m for TOPSLOT ^{*)}	Galv. steel	010159893	0,29	1	GR
MEA TSH Construction cover-R, 0.5 m for revision attachment ^{*)}	Galv. steel	010159895	0,16	1	GR
MEA TSH plastic caps for Inspection element upper part-thread for replacement delivery	PP	010152866	0,01	1	GR
MEA TSH quick connector for grating for replacement delivery	PP	010152900	0,01	1	GR
MEA TSH assembly tool- 2 items necessary	Galv. steel	010152858	0,19	1	GR

COVERS FOR MEA TSH 200 INSPECTION ELEMENT UPPER PARTS

Boltable covers exclusively for **MEA TSH 200 inspection elements**, total width of the grates 222 mm. loading classes A 15 to E 600** according to EN 1433.

MEA EN 200 Cover for MEA TSH 200 inspection element upper part, 4-fold boltable, loading classes up to E 600 **)

Article	Material	Length (mm)	Inlet sect. area Ø cm ² /m above	EAN-Code	kg/unit	unit/pallet	MG
MEA EN 200 Ductile iron slotted grating-D 400-0.5 m 18/96 bolt fixing required ^{*)***)****)}	Ductile iron	500	962	010154236	7,27	54	MD
MEA EN 200 Ductile iron slotted grating-E 600-0.5 m 18/96 bolt fixing required ^{*)***)****)}	Ductile iron	500	962	010154124	8,57	96	MD
MEA TSH 150/200/300 Grating locking bolt with washer for inspection element, 4 pieces/grating will be needed ^{*)}	Stainl. steel	-	-	010153104	0,02	1	GR

> **NOTE** The detailed explanation of the footnotes can be found on page 388.

MEA TSH 200 SLIMSLOT



MEA TSH 200 SLIMSLOT

MEA TSH 200 SLIMSLOT

MEA TSH 200 SLIMSLOT suitable for channel systems **MEARIN PLUS/EXPERT 2000, MEARIN PLUS F 2000, MEADRAIN EN 2000, MEADRAIN SV/SE/SG 2000** and **MEADRAIN SVF/SEF 2000**. Load capacity according to specification when installed according to MEA installation instructions.

MEA TSH 200 SLIMSLOT lateral, galvanised steel, neck height 160 mm

Article	Material	Length (mm)	Inlet sect. area Ø cm ² /m above	EAN-Code	kg/unit	unit/pallet	MG
MEA TSH SlimSlot 200 Offset galvanised steel 1 m ^{*)}	Galv. steel	1000	86,40	012159092	6,69		GR
MEA TSH SlimSlot 200 Offset galvanised steel 0.5 m ^{*)}	Galv. steel	500	43,20	012159093	3,26		GR
MEA TSH 200 TopSlot support frame 0.5 m ^{*)}	Ductile iron	500	-	012159003	7,50		GR
MEA TSH 200.R / 160 Galv.steel Inspection element upper part E 600-0.5 m, additional grating necessary ^{*)**)}	Galv. steel	500	-	012159104	19,90	1	GR

> **NOTE** The detailed explanation of the footnotes can be found on page 388.

MEA TSH 200 SLIMSLOT ACCESSORIES

MEA TSH TOPSLOT accessories

Article	Material	EAN-Code	kg/unit	unit/pallet	MG
MEA TSH Construction cover-S, 1 m for TOPSLOT *)	Galv. steel	010159893	0,29	1	GR
MEA TSH Construction cover-R, 0.5 m for revision attachment *)	Galv. steel	010159895	0,16	1	GR
MEA TSH plastic caps for Inspection element upper part-thread for replacement delivery	PP	010152866	0,01	1	GR
MEA TSH quick connector for grating for replacement delivery	PP	010152900	0,01	1	GR
MEA TSH assembly tool- 2 items necessary	Galv. steel	010152858	0,19	1	GR

MEA 200 CHANNEL COVERS FOR MEA TSH 200 GULLIES

With bolted cover. Exclusively for **MEA TSH 200 inspection top piece**. Total width of the gratings 222 mm

MEA EN 200 Cover for MEA TSH 200 inspection element upper part, 4-fold boltable, loading classes up to E 600 **)

Article	Material	Length (mm)	Inlet sect. area Ø cm ² /m above	EAN-Code	kg/unit	unit/pallet	MG
MEA EN 200 Ductile iron slotted grating-D 400-0.5 m 18/96 bolt fixing required **)****)	Ductile iron	500	962	010154236	7,27	54	MD
MEA EN 200 Ductile iron slotted grating-E 600-0.5 m 18/96 bolt fixing required **)****)	Ductile iron	500	962	010154124	8,57	96	MD
MEA TSH 150/200/300 Grating locking bolt with washer for inspection element, 4 pieces/grating will be needed *)	Stainl. steel	-	-	010153104	0,02	1	GR

> **NOTE** The detailed explanation of the footnotes can be found on page 388.

MEA 200 CLIPFIX CHANNEL COVERS



Mesh grating 30/10



Ductile iron slotted grating



Longitudinal bar grating



Ductile iron grating WAVE



Design grating HONEYCOMB



Design grating BAVARIA

MEA 200 CLIPFIX CHANNEL COVERS

With non-bolted CLIPFIX channel cover securement, with longitudinal shift protection. Suitable for the systems **MEARIN PLUS/EXPERT 2000**, **MEADRAIN SV/SE/SG 2000** and **MEADRAIN SVF/SEF 2000**. For drainage channel body and gully, total width of the grates 222 mm. Loading classes A 15 to E 600** according to EN 1433.

MEA 200 channel covers, loading class A 15 with non-bolted CLIPFIX channel cover securement

Article	Material	Length (mm)	Inlet sect. area Ø cm ² /m above	EAN-Code	kg/unit	unit/pallet	MG
MEA 200 Galv. mesh grating-A 15-1 m-30/10 CXL	Galv. steel	1000	1657	010712843	5,97	70	GR
MEA 200 Galv. mesh grating-A 15-0.5 m-30/10 CXL	Galv. steel	500	1657	010712845	3,10	100	GR
MEA 200 Stainless steel mesh grating-A 15-1 m 30/10 CXL *)	Stainl. steel	1000	1657	010152936	5,97	70	GR
MEA 200 Stainless steel mesh grating-A 15-0.5 m 30/10 CXL *)	Stainl. steel	500	1657	010152938	3,10	100	GR

MEA 200 channel covers, loading class B 125 with non-bolted CLIPFIX channel cover securement

Article	Material	Length (mm)	Inlet sect. area Ø cm ² /m above	EAN-Code	kg/unit	unit/pallet	MG
MEA 200 Galv. longitudinal bar grating-B 125-1 m 31/7 CXL, heel-guard	Galv. steel	1000	1078	010730822	7,31	48	GR
MEA 200 Galv. longitudinal bar grating-B 125-0.5 m 31/7 CXL, heel-guard	Galv. steel	500	1078	010730824	3,81	96	GR
MEA 200 Galv. mesh grating-B 125-1 m-30/10 CXL	Galv. steel	1000	1799	010712842	6,30	70	GR
MEA 200 Galv. mesh grating-B 125-0.5 m-30/10 CXL	Galv. steel	500	1799	010712844	3,15	1	GR
MEA 200 Stainl. steel longitudinal bar grating-B 125-1 m 31/7 CXL, heelguard *)	Stainl. steel	1000	1078	010730826	7,42	204	GR
MEA 200 Stainl. steel longitudinal bar grating-B 125-0.5 m 31/7 CXL, heelguard *)	Stainl. steel	500	1078	010730828	3,76	204	GR

MEA 200 channel covers, loading class C 250 with non-bolted CLIPFIX channel cover securement

Article	Material	Length (mm)	Inlet sect. area Ø cm ² /m above	EAN-Code	kg/unit	unit/pallet	MG
MEA 200 Ductile iron slotted grating-C 250-0.5 m 18/198 CXL *)****)	Ductile iron	500	1066	010712846	6,20	136	GR
MEA 200 Ductile iron slotted grating-C 250-0.5 m 5/198 CXL, heel-guard *)****)	Ductile iron	500	230	010712980	7,43	60	GR
MEA 200 Design grating BAVARIA-C 250-0.5 m 10/16 CXL *)****)	Ductile iron	500	593	010713296	6,20	60	GR
MEA 200 Design grating HONEYCOMB-C 250-0.5 m 15/17 CXL *)****)	Ductile iron	500	448	010713292	6,26	54	GR
MEA 200 Ductile iron WAVE grating-C 250-0.5 m 19/24 CXL *)****)	Ductile iron	500	1004	010712982	8,07	54	GR
MEA 200 Galv. mesh grating-C 250-1 m 30/10 CXL	Galv. steel	1000	1482	010152348	11,06	70	GR
MEA 200 Galv. mesh grating-C 250-0.5 m 30/10 CXL	Galv. steel	500	1482	010152350	5,30	90	GR
MEA 200 Stainl. steel mesh grating-C 250-1 m-30/10 CXL *)	Stainl. steel	1000	1482	010712847	10,62	70	GR
MEA 200 Stainl. steel mesh grating-C 250-0.5 m-30/10 CXL *)	Stainl. steel	500	1482	010712849	4,90	90	GR

> **NOTE** The detailed explanation of the footnotes can be found on page 388.

MEA 200 CLIPFIX CHANNEL COVERS

With non-bolted CLIPFIX channel cover securement, with longitudinal shift protection. Suitable for the systems **MEARIN PLUS/EXPERT 2000**, **MEADRAIN SV/SE/SG 2000** and **MEADRAIN SVF/SEF 2000**. For drainage channel body and gully, total width of the grates 222 mm. Loading classes A 15 to E 600** according to EN 1433.

MEA 200 channel covers, loading class D 400 with non-bolted CLIPFIX channel cover securement **)

Article	Material	Length (mm)	Inlet sect. area Ø cm ² /m above	EAN-Code	kg/unit	unit/pallet	MG
MEA 200 Ductile iron slotted grating-D 400-0.5 m 18/198 CXL ^{*)**)} ****)	Ductile iron	500	1066	010712848	7,50	120	GR
MEA 200 Design grating BAVARIA-D 400-0.5 m 10/16 CXL ^{*)**)} ****)	Ductile iron	500	593	010714094	7,06	54	GR
MEA 200 Design grating HONEYCOMB-D 400-0.5 m 15/17 CXL ^{*)**)} ****)	Ductile iron	500	448	010714090	7,19	54	GR
MEA 200 Galv. mesh grating-D 400-1 m 25/10 CXL ^{*)**)}	Galv. steel	1000	1726	010152355	13,20	300	GR
MEA 200 Galv. mesh grating-D 400-0.5 m 25/10 CXL ^{*)**)}	Galv. steel	500	1726	010152357	6,50	300	GR
MEA 200 Stainl. steel mesh grating-D 400-1 m 25/10 CXL ^{*)**)}	Stainl. steel	1000	1726	010152365	13,20	204	GR
MEA 200 Stainl. steel mesh grating-D 400-0.5 m 25/10 CXL ^{*)**)}	Stainl. steel	500	1726	010152367	6,50	204	GR

MEA 200 channel covers, loading class E 600 with non-bolted CLIPFIX channel cover securement **)

Article	Material	Length (mm)	Inlet sect. area Ø cm ² /m above	EAN-Code	kg/unit	unit/pallet	MG
MEA 200 Ductile iron slotted grating-E 600-0.5 m 18/198 CXL ^{*)**)} ****)	Ductile iron	500	1077	010712868	8,51	96	GR
MEA 200 Ductile iron slotted grating-E 600-0.5 m 5/198 CXL, heel-guard ^{*)**)} ****)	Ductile iron	500	298	010712984	9,49	54	GR
MEA 200 Ductile iron longitudinal bar grating-E-0.5 m 34/7.7 CXL, heelguard ^{20)*)**)} ****)	Ductile iron	500	562	010152952	10,60	54	GR
MEA 200 Ductile iron WAVE grating-E 600-0.5 m 19/24 CXL ^{*)**)} ****)	Ductile iron	500	1190	010140188	10,10	88	GR

Grid hook

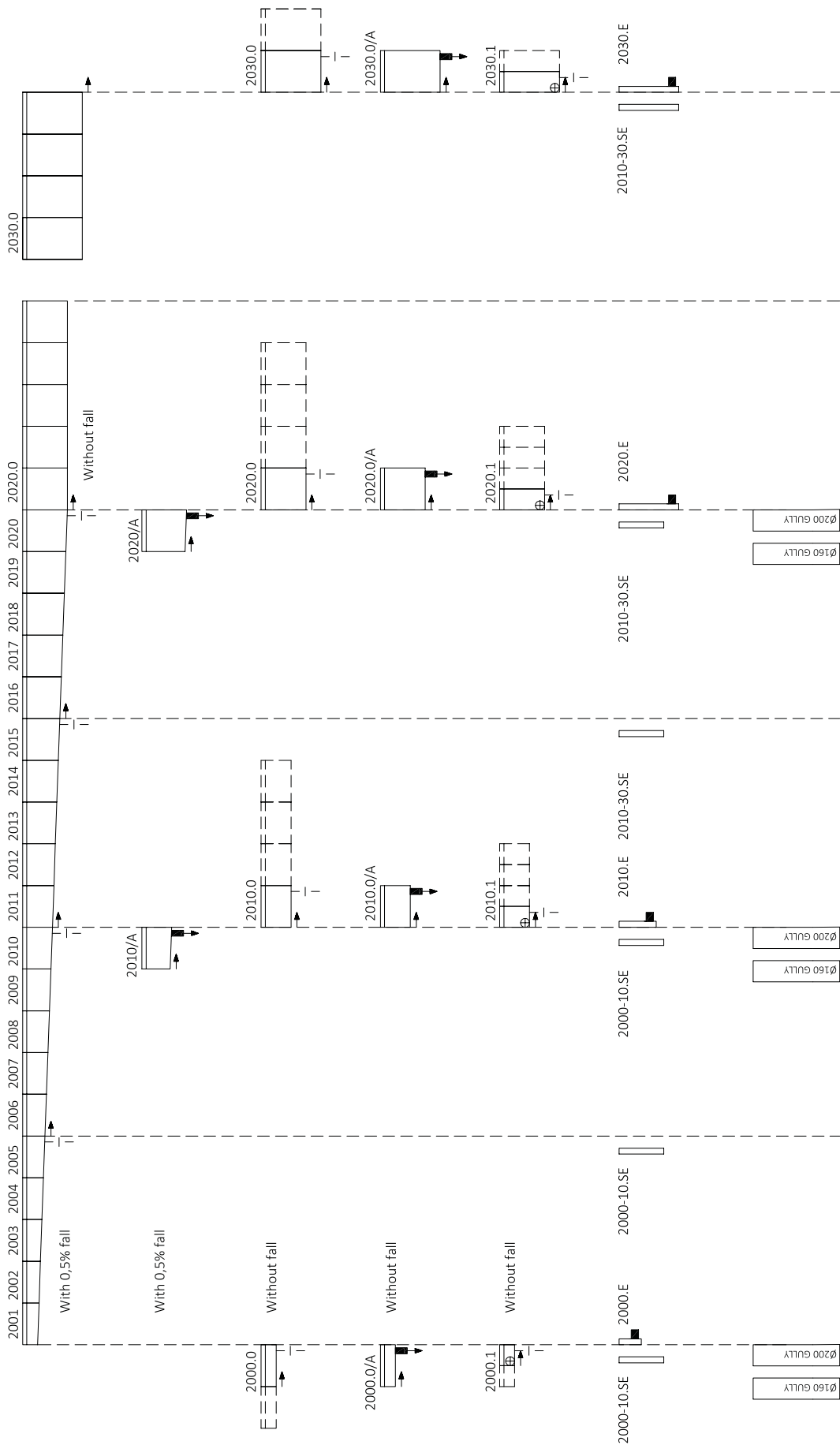
Article	Material	EAN-Code	kg/unit	unit/pallet	MG
MEADRAIN/MEARIN Grid hook	Galv. steel	010152115	0,23	1	GR

MEA 200 CLIPFIX Anti-theft protection

Article	Material	EAN-Code	kg/unit	unit/pallet	MG
MEA 200 CLIPFIX Anti-theft protection, bolt fixing required, 10 Pack	Stainl. steel Polyamide	010714709	1,20	1	GR

> **NOTE** The detailed explanation of the footnotes can be found on page 388.


MEADRAIN SV/SE/SG 2000 according to DIN EN1433



- = Connection option for vertical drain
- = With tight formed-in drain outlet
- = Closed end cap for channel start and end
- = Connection option for corner-, t- and cross-connections
- = Flow direction
- = End cap with outlet for channel end

Other Rainwater treatment Metal Polymer concrete Recycled plastic Glass-fibre-reinforced composite

MEADRAIN S 3000 SYSTEM OVERVIEW



1- CLIPFIX Grating locking mechanism


Galvanised steel, stainless steel and ductile iron gratings can be fastened and loosened with a single movement - without bolts, safely and quickly

2- The drainage channels are made of high quality polymer concrete

3- **MEADRAIN SV 3000** with 4 mm edge protection made of galvanised steel

4- **MEADRAIN SE 3000** with 4 mm stainless steel edge protection

5- Lateral ribs guarantee optimum anchoring and a stable positioning in the concrete bed



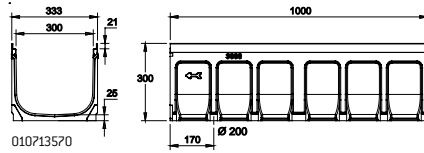
- > Certified compliant with EN 1433 and CE
- > Complete system equipped with CLIPFIX grating locking mechanism
- > Matching covers with longitudinal displacement lock



MEADRAIN S DRAINAGE SYSTEM | CW 300

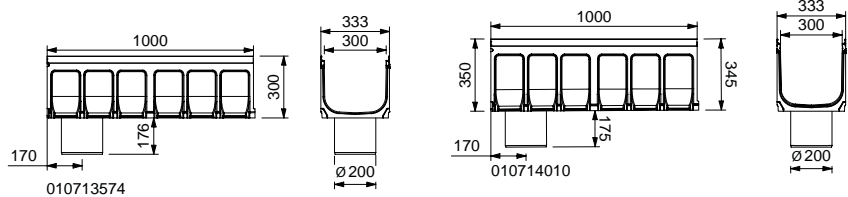
A 15 B 125 C 250 D 400** E 600**

MEADRAIN S 3000 CHANNELS



010713570

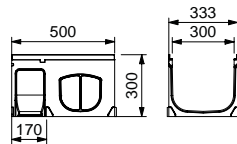
MEADRAIN SV/SE 3000.0 drainage channel



010713574

010714010

MEADRAIN SV/SE 3000.0 drainage channel with outlet connector



010713750

MEADRAIN SG 3000.0 drainage channel

MEADRAIN SV 3000 POLYMER CONCRETE CHANNEL BODY**WITH 4 MM EDGE PROTECTION MADE OF GALVANISED STEEL, SEALING JOINT ACCORDING TO EN 1433**

Clear width of the channel body 300 mm. Total width 333 mm. Suitable for drainage channel covers **MEA 300 CLIPFIX** with longitudinal shift protection and TopSlots **TSH 300**. For the realisation of water level slopes, step slopes and linear slopes (0.5 %). Loading classes A 15 to E 600** according to EN 1433. Load capacity according to specification when installed according to the MEA installation instructions.

MEADRAIN SV 3000 Drainage channel body without fall, loading classes up to E 600 **)

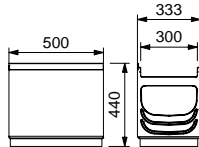
Article	Length (mm)	Height (mm)	EAN-Code	kg/unit	unit/pallet	MG
MEADRAIN SV 3000.0 Drainage channel body ⁶⁾ **)	1000	300	010713570	34,89	6	MD
MEADRAIN SV 3000.0/A Drainage channel with tight formed-in flanged drain outlet Ø 200 mm ¹⁰⁾ **)	1000	300	010713574	34,55	6	MD
MEADRAIN SV 3000.1 Drainage channel body ⁶⁾ ¹⁴⁾ **)	500	300	010713578	16,30	12	MD
MEADRAIN SV 3010.0 Drainage channel body ⁶⁾ **)	1000	350	010713930	39,26	6	MD
MEADRAIN SV 3010.0/A Drainage channel with tight formed-in flanged drain outlet Ø 200 mm ¹⁰⁾ **)	1000	350	010713932	40,56	6	MD
MEADRAIN SV 3010.1 Drainage channel body ⁶⁾ ¹⁴⁾ **)	500	350	010713933	20,75	12	MD
MEADRAIN SV 3020.0 Drainage channel body ⁶⁾ **)	1000	400	010713934	42,86	6	MD
MEADRAIN SV 3020.0/A Drainage channel with tight formed-in flanged drain outlet Ø 200 mm ¹⁰⁾ **)	1000	400	010713936	42,64	6	MD
MEADRAIN SV 3020.1 Drainage channel body ⁶⁾ ¹⁴⁾ **)	500	400	010713937	19,56	12	MD

MEADRAIN SV 3000 Drainage channel body with 0.5% fall, loading classes up to E 600 **)

Article	Length (mm)	Height (mm)	Height 2 (mm)	EAN-Code	kg/unit	unit/pallet	MG
MEADRAIN SV 3001 Drainage channel body **)	1000	300	305	010713938	36,86	6	MD
MEADRAIN SV 3002 Drainage channel body **)	1000	305	310	010713940	32,62	6	MD
MEADRAIN SV 3003 Drainage channel body **)	1000	310	315	010713942	37,80	6	MD
MEADRAIN SV 3004 Drainage channel body **)	1000	315	320	010713944	37,23	6	MD
MEADRAIN SV 3005 Drainage channel body **)	1000	320	325	010713946	37,53	6	MD
MEADRAIN SV 3006 Drainage channel body **)	1000	325	330	010713948	38,77	6	MD
MEADRAIN SV 3007 Drainage channel body **)	1000	330	335	010713950	38,13	6	MD
MEADRAIN SV 3008 Drainage channel body **)	1000	335	340	010713952	37,72	6	MD
MEADRAIN SV 3009 Drainage channel body **)	1000	340	345	010713954	39,06	6	MD
MEADRAIN SV 3010 Drainage channel body ⁶⁾ **)	1000	345	350	010713956	39,26	6	MD
MEADRAIN SV 3010/A Drainage channel with tight formed-in flanged drain outlet Ø 200 mm ¹⁰⁾ **)	1000	345	350	010713958	40,73	6	MD
MEADRAIN SV 3011 Drainage channel body **)	1000	350	355	010713960	40,46	4	MD
MEADRAIN SV 3012 Drainage channel body **)	1000	355	360	010713962	43,00	4	MD
MEADRAIN SV 3013 Drainage channel body **)	1000	360	365	010713964	41,83	4	MD
MEADRAIN SV 3014 Drainage channel body **)	1000	365	370	010713966	41,13	6	MD
MEADRAIN SV 3015 Drainage channel body **)	1000	370	375	010713968	41,43	6	MD
MEADRAIN SV 3016 Drainage channel body **)	1000	375	380	010713970	42,12	6	MD
MEADRAIN SV 3017 Drainage channel body **)	1000	380	385	010713972	42,66	6	MD
MEADRAIN SV 3018 Drainage channel body **)	1000	385	390	010713974	42,32	6	MD
MEADRAIN SV 3019 Drainage channel body **)	1000	390	395	010713976	43,50	6	MD
MEADRAIN SV 3020 Drainage channel body ⁶⁾ **)	1000	395	400	010713978	42,82	6	MD
MEADRAIN SV 3020/A Drainage channel with tight formed-in flanged drain outlet Ø 200 mm ¹⁰⁾ **)	1000	395	400	010713980	44,10	6	MD

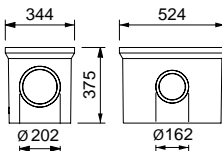
> **NOTE** The detailed explanation of the footnotes can be found on page 388.

MEADRAIN S 3000 ACCESSORIES



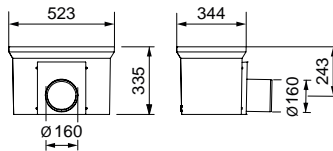
010713576

MEADRAIN SV/SE/SG 3000 SK-OT



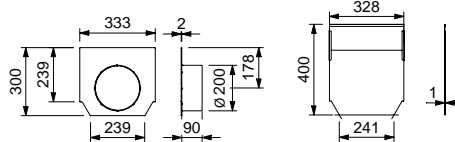

010154709

MEADRAIN SV/SE/SG 3000 SK-ZT



010154726

MEADRAIN SV/SE/SG 3000 SK-UT short



010712864

010713939

MEADRAIN SV/SE/SG 3000 end caps

MEADRAIN SV 3000 ACCESSORIES

MEADRAIN SV 3000 Gully **)

Article	Length (mm)	Height (mm)	EAN-Code	kg/unit	unit/pallet	MG
MEADRAIN SV 3000.SK-OT Gully upper part **)	500	440	010713576	25,81	8	MD
MEA SK-ZT Gully intermediate part made of polymer concrete for a height extension	524	375	010154709	23,31	12	MD
MEA SK-UT short Gully lower part, with integrated drain outlet \varnothing 160 mm	524	335	010154726	25,16	4	MD
MEA SK-UT short Gully lower part, with integrated drain outlet \varnothing 200 mm	524	335	010154728	27,00	4	MD
MEA Gully plastic Sediment bucket-short for gully with gully upper and lower part	-	-	010154714	1,90	60	MD
MEA Gully plastic Sediment bucket-long. For gully with gully upper, intermediate and lower part. *)	-	-	010154718	2,50	40	MD

MEADRAIN SV/SG 3000 End caps

Article	Material	Height (mm)	Height 2 (mm)	EAN-Code	kg/unit	unit/pallet	MG
MEADRAIN SV/SG 3010-20.SE End cap closed for channel start/ end, height-adjustable	Galv. steel	300	400	010713939	2,10	1	MD
MEADRAIN SV/SG 3000.SE End cap for channel start/end, closed, fixed height	Galv. steel	300	-	010713586	1,59	1	MD
MEADRAIN SV/SG 3000.E End caps with \varnothing 200 mm connector, fixed heights, for channel end *)	Galv. steel	300	-	010712864	1,96	1	MD
MEADRAIN SV/SG 3010.E End cap with connector \varnothing 200 mm for channel end, fixed height	Galv. steel	350	-	010712683	2,10	1	MD
MEADRAIN SV/SG 3020.E End cap with connector \varnothing 200 mm for channel end, fixed height	Galv. steel	400	-	010712685	2,30	1	MD

> **NOTE** The detailed explanation of the footnotes can be found on page 388.

MEADRAIN SE 3000 POLYMER CONCRETE CHANNEL BODY WITH 4 MM STAINLESS STEEL EDGE PROTECTION, SEALING JOINT ACCORDING TO EN 1433

Clear width of the channel body 300 mm. Total width 333 mm. Suitable for drainage channel covers **MEA 300 CLIPFIX** with longitudinal shift protection and TopSlots **TSH 300**. For the realisation of water level slopes, step slopes and linear slopes (0.5 %). Loading classes A 15 to E 600** according to EN 1433. Load capacity according to specification when installed according to the MEA installation instructions.

MEADRAIN SE 3000 Drainage channel body without fall, loading classes up to E 600 **)

Article	Length (mm)	Height (mm)	EAN-Code	kg/unit	unit/pallet	MG
MEADRAIN SE 3000.0 Drainage channel body ^{6) *) **)}	1000	300	010713572	34,89	6	MD
MEADRAIN SE 3000.0/A Drainage channel with tight formed-in flanged drain outlet Ø 200 mm ^{10) *) **)}	1000	300	010713580	34,55	6	MD
MEADRAIN SE 3000.1 Drainage channel body ^{6) 14) *) **)}	500	300	010713584	16,30	12	MD
MEADRAIN SE 3010.0 Drainage channel body ^{6) *) **)}	1000	350	010713982	39,26	6	MD
MEADRAIN SE 3010.0/A Drainage channel with tight formed-in flanged drain outlet Ø 200 mm ^{10) *) **)}	1000	350	010713984	40,56	6	MD
MEADRAIN SE 3010.1 Drainage channel body ^{6) 14) *) **)}	500	350	010713985	20,75	12	MD
MEADRAIN SE 3020.0 Drainage channel body ^{6) *) **)}	1000	400	010713986	42,86	6	MD
MEADRAIN SE 3020.0/A Drainage channel with tight formed-in flanged drain outlet Ø 200 mm ^{10) *) **)}	1000	400	010713988	40,01	6	MD
MEADRAIN SE 3020.1 Drainage channel body ^{6) 14) *) **)}	500	400	010713987	19,56	12	MD

MEADRAIN SE 3000 drainage channel body with 0.5% fall, Loading classes up to E 600 **)

Article	Length (mm)	Height (mm)	Height 2 (mm)	EAN-Code	kg/unit	unit/pallet	MG
MEADRAIN SE 3001 Drainage channel body ^{) **)}	1000	300	305	010713990	36,86	6	MD
MEADRAIN SE 3002 Drainage channel body ^{) **)}	1000	305	310	010713992	32,62	6	MD
MEADRAIN SE 3003 Drainage channel body ^{) **)}	1000	310	315	010713994	37,80	6	MD
MEADRAIN SE 3004 Drainage channel body ^{) **)}	1000	315	320	010713996	37,23	6	MD
MEADRAIN SE 3005 Drainage channel body ^{) **)}	1000	320	325	010713998	37,53	6	MD
MEADRAIN SE 3006 Drainage channel body ^{) **)}	1000	325	330	010714000	38,77	6	MD
MEADRAIN SE 3007 Drainage channel body ^{) **)}	1000	330	335	010714002	38,13	6	MD
MEADRAIN SE 3008 Drainage channel body ^{) **)}	1000	335	340	010714004	37,72	6	MD
MEADRAIN SE 3009 Drainage channel body ^{) **)}	1000	340	345	010714006	39,06	6	MD
MEADRAIN SE 3010 Drainage channel body ^{6) *) **)}	1000	345	350	010714008	39,26	6	MD
MEADRAIN SE 3010/A Drainage channel with tight formed-in flanged drain outlet Ø 200 mm ^{10) *) **)}	1000	345	350	010714010	40,73	6	MD
MEADRAIN SE 3011 Drainage channel body ^{) **)}	1000	350	355	010714012	40,46	4	MD
MEADRAIN SE 3012 Drainage channel body ^{) **)}	1000	355	360	010714014	43,00	4	MD
MEADRAIN SE 3013 Drainage channel body ^{) **)}	1000	360	365	010714016	41,83	4	MD
MEADRAIN SE 3014 Drainage channel body ^{) **)}	1000	365	370	010714018	41,13	6	MD
MEADRAIN SE 3015 Drainage channel body ^{) **)}	1000	370	375	010714020	41,43	6	MD
MEADRAIN SE 3016 Drainage channel body ^{) **)}	1000	375	380	010714022	42,12	6	MD
MEADRAIN SE 3017 Drainage channel body ^{) **)}	1000	380	385	010714024	42,66	6	MD
MEADRAIN SE 3018 Drainage channel body ^{) **)}	1000	385	390	010714026	42,32	6	MD
MEADRAIN SE 3019 Drainage channel body ^{) **)}	1000	390	395	010714028	43,50	6	MD
MEADRAIN SE 3020 Drainage channel body ^{6) *) **)}	1000	395	400	010714030	42,82	6	MD
MEADRAIN SE 3020/A Drainage channel with tight formed-in flanged drain outlet Ø 200 mm ^{10) *) **)}	1000	395	400	010714032	44,10	6	MD

> **NOTE** The detailed explanation of the footnotes can be found on page 388.

MEADRAIN SE 3000 ACCESSORIES

MEADRAIN SE 3000 gully **)

Article	Length (mm)	Height (mm)	EAN-Code	kg/unit	unit/pallet	MG
MEADRAIN SE 3000.SK-OT Gully upper part *)**)	500	440	010713582	27,00	8	MD
MEA SK-ZT Gully intermediate part made of polymer concrete for a height extension	524	375	010154709	23,31	12	MD
MEA SK-UT short Gully lower part, with integrated drain outlet Ø 160 mm	524	335	010154726	25,16	4	MD
MEA SK-UT short Gully lower part, with integrated drain outlet Ø 200 mm	524	335	010154728	27,00	4	MD
MEA Gully plastic Sediment bucket-short for gully with gully upper and lower part	-	-	010154714	1,90	60	MD
MEA Gully plastic Sediment bucket-long. For gully with gully upper, intermediate and lower part. *)	-	-	010154718	2,50	40	MD

MEADRAIN SE 3000 end caps

Article	Material	Height (mm)	Height 2 (mm)	EAN-Code	kg/unit	unit/pallet	MG
MEADRAIN SE 3010-20.SE End cap closed for channel start/ end, height-adjustable *)	Stainl. steel	300	400	010713989	2,10	1	MD
MEADRAIN SE 3000.SE End cap, closed, fixed height, for channel start/ end *)	Stainl. steel	300	-	010713588	1,59	1	MD
MEADRAIN SE 3000.E End cap, with connector Ø 200 mm, for channel end *)	Stainl. steel	300	-	010713590	1,96	1	MD
MEADRAIN SE 3010.E End cap with connector Ø 200 mm for channel end, fixed height *)	Stainl. steel	350	-	010712687	2,10	1	MD
MEADRAIN SE 3020.E End cap with connector Ø 200 mm for channel end, fixed height *)	Stainl. steel	400	-	010712690	2,30	1	MD

> **NOTE** The detailed explanation of the footnotes can be found on page 388.

MEADRAIN SG 3000 POLYMER CONCRETE CHANNEL BODY WITH 4 MM EDGE PROTECTION MADE OF CAST IRON, SEALING JOINT ACCORDING TO EN 1433

Clear width of the channel body 300 mm. Total width 333 mm. Suitable for drainage channel covers **MEA 300 CLIPFIX** with longitudinal shift protection and TopSlots **TSH 300**. For the realisation of water level slopes, step slopes and linear slopes (0.5 %). Loading classes A 15 to E 600** according to EN 1433. Load capacity according to specification when installed according to the MEA installation instructions.

MEADRAIN SG 3000 Drainage channel body without fall, loading classes up to E 600 **)

Article	Length (mm)	Height (mm)	EAN-Code	kg/unit	unit/pallet	MG
MEADRAIN SG 3000.0 Drainage channel body ^{6)*)**)}	1000	300	010713746	34,60	6	MD
MEADRAIN SG 3000.0/A Drainage channel with tight formed-in flanged drain outlet Ø 200 mm ^{10)*)**)}	1000	300	010713748	34,60	6	MD
MEADRAIN SG 3000.1 Drainage channel body ^{6) 14)*)**)}	500	300	010713750	17,30	12	MD
MEADRAIN SG 3010.0 Drainage channel body ^{6)*)**)}	1000	350	010714034	40,43	6	MD
MEADRAIN SG 3010.0/A Drainage channel with tight formed-in flanged drain outlet Ø 200 mm ^{10)*)**)}	1000	350	010714036	41,91	6	MD
MEADRAIN SG 3010.1 Drainage channel body ^{6) 14)*)**)}	500	350	010714086	19,60	12	MD
MEADRAIN SG 3020.0 Drainage channel body ^{6)*)**)}	1000	400	010714038	44,00	6	MD
MEADRAIN SG 3020.0/A Drainage channel with tight formed-in flanged drain outlet Ø 200 mm ^{10)*)**)}	1000	400	010714040	45,28	6	MD
MEADRAIN SG 3020.1 Drainage channel body ^{6) 14)*)**)}	500	400	010714088	23,80	12	MD

MEADRAIN SG 3000 Drainage channel body with 0.5% fall, loading classes up to E 600 **)

Article	Length (mm)	Height (mm)	Height 2 (mm)	EAN-Code	kg/unit	unit/pallet	MG
MEADRAIN SG 3001 Drainage channel body ^{**) **)}	1000	300	305	010714042	32,80	6	MD
MEADRAIN SG 3002 Drainage channel body ^{**) **)}	1000	305	310	010714044	33,80	6	MD
MEADRAIN SG 3003 Drainage channel body ^{**) **)}	1000	310	315	010714046	37,67	6	MD
MEADRAIN SG 3004 Drainage channel body ^{**) **)}	1000	315	320	010714048	37,91	6	MD
MEADRAIN SG 3005 Drainage channel body ^{**) **)}	1000	320	325	010714050	38,16	6	MD
MEADRAIN SG 3006 Drainage channel body ^{**) **)}	1000	325	330	010714052	38,34	6	MD
MEADRAIN SG 3007 Drainage channel body ^{**) **)}	1000	330	335	010714054	38,64	6	MD
MEADRAIN SG 3008 Drainage channel body ^{**) **)}	1000	335	340	010714056	38,89	6	MD
MEADRAIN SG 3009 Drainage channel body ^{**) **)}	1000	340	345	010714058	39,70	6	MD
MEADRAIN SG 3010 Drainage channel body ^{6)*)**)}	1000	345	350	010714060	40,43	6	MD
MEADRAIN SG 3010/A Drainage channel with tight formed-in flanged drain outlet Ø 200 mm ^{10)*)**)}	1000	345	350	010714062	41,68	6	MD
MEADRAIN SG 3011 Drainage channel body ^{**) **)}	1000	350	355	010714064	41,01	4	MD
MEADRAIN SG 3012 Drainage channel body ^{**) **)}	1000	355	360	010714066	41,25	4	MD
MEADRAIN SG 3013 Drainage channel body ^{**) **)}	1000	360	365	010714068	41,50	4	MD
MEADRAIN SG 3014 Drainage channel body ^{**) **)}	1000	365	370	010714070	42,30	4	MD
MEADRAIN SG 3015 Drainage channel body ^{**) **)}	1000	370	375	010714072	42,49	4	MD
MEADRAIN SG 3016 Drainage channel body ^{**) **)}	1000	375	380	010714074	43,30	4	MD
MEADRAIN SG 3017 Drainage channel body ^{**) **)}	1000	380	385	010714076	43,40	4	MD
MEADRAIN SG 3018 Drainage channel body ^{**) **)}	1000	385	390	010714078	43,50	4	MD
MEADRAIN SG 3019 Drainage channel body ^{**) **)}	1000	390	395	010714080	43,60	4	MD
MEADRAIN SG 3020 Drainage channel body ^{6)*)**)}	1000	395	400	010714082	44,00	4	MD
MEADRAIN SG 3020/A Drainage channel with tight formed-in flanged drain outlet Ø 200 mm ^{10)*)**)}	1000	395	400	010714084	45,28	4	MD

> **NOTE** The detailed explanation of the footnotes can be found on page 388.

MEADRAIN SG 3000 ACCESSORIES

MEADRAIN SG 3000 Gully **)

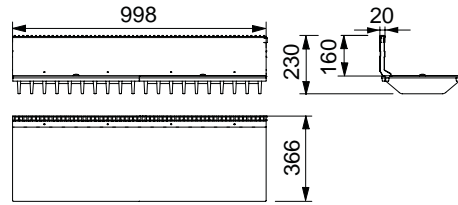
Article	Length (mm)	Height (mm)	EAN-Code	kg/unit	unit/pallet	MG
MEADRAIN SG 3000.SK-OT Gully upper part *)**)	500	440	010713752	28,30	8	MD
MEA SK-ZT Gully intermediate part made of polymer concrete for a height extension	524	375	010154709	23,31	12	MD
MEA SK-UT short Gully lower part, with integrated drain outlet Ø 160 mm	524	335	010154726	25,16	4	MD
MEA SK-UT short Gully lower part, with integrated drain outlet Ø 200 mm	524	335	010154728	27,00	4	MD
MEA Gully plastic Sediment bucket-short for gully with gully upper and lower part	-	-	010154714	1,90	60	MD
MEA Gully plastic Sediment bucket-long. For gully with gully upper, intermediate and lower part. *)	-	-	010154718	2,50	40	MD

MEADRAIN SV/SG 3000 End caps

Article	Material	Height (mm)	Height 2 (mm)	EAN-Code	kg/unit	unit/pallet	MG
MEADRAIN SV/SG 3010-20.SE End cap closed for channel start/ end, height-adjustable	Galv. steel	300	400	010713939	2,10	1	MD
MEADRAIN SV/SG 3000.SE End cap for channel start/end, closed, fixed height	Galv. steel	300	-	010713586	1,59	1	MD
MEADRAIN SV/SG 3000.E End caps with Ø 200 mm connector, fixed heights, for channel end *)	Galv. steel	300	-	010712864	1,96	1	MD
MEADRAIN SV/SG 3010.E End cap with connector Ø 200 mm for channel end, fixed height	Galv. steel	350	-	010712683	2,10	1	MD
MEADRAIN SV/SG 3020.E End cap with connector Ø 200 mm for channel end, fixed height	Galv. steel	400	-	010712685	2,30	1	MD

> **NOTE** The detailed explanation of the footnotes can be found on page 388.


MEA TSH 300 TOPSLOT



012154790

MEA TSH 300 TOPSLOT

MEA 300 CLIPFIX CHANNEL COVERS



Mesh grating 20/30



Ductile iron grating WAVE



Ductile iron slotted grating



Ductile iron slotted grating,
heelguard



Ductile iron solid cover

MEA TSH 300 TOPSLOT

MEA TSH 300 TOPSLOT suitable for channel systems **MEARIN PLUS/EXPERT 3000**, **MEADRAIN SV/SE/SG 3000** and **MEADRAIN EN 3000**. Covers all ranges of application. Loading class A 15 to E 600** according to EN 1433. Load capacity according to specification, when installed according to the MEA installation instructions.

MEA TSH 300 TOPSLOT lateral, galvanised steel, neck height 160 mm, loading class E 600 **)

Article	Material	Length (mm)	Height (mm)	EAN-Code	kg/unit	unit/pallet	MG
MEA TSH 300.0 / 160 TOPSLOT-E 600-Galv.steel-1 m-lateral incl. 2 ductile iron grates *)**)	Galv. steel, Ductile iron	1000	160	012154790	47,81	1	GR
MEA TSH 300.1 / 160 TOPSLOT-E 600-Galv.steel-0.5 m-lateral 1 ductile iron grating *)**)	Galv. steel	500	160	012154798	23,76	1	GR
MEA TSH 300.R / 160 Galv. inspection element upper part E 600-0.5 m *)	Galv. steel	500	160	012154794	19,30	1	GR
MEA TSH TOPSLOT 300.0/160 E-Stainl.steel-1 m-lateral incl. 2 ductile iron grates	Stainl. steel, Ductile iron	1000	230	012154796	47,81	1	GR
MEA TSH TOPSLOT 300.1/160 E-Stainl.steel-0.5 m-lateral incl. 1 ductile iron grating *)**)	Stainl. steel, Ductile iron	500	230	012154802	0,00	1	GR

MEA TSH 300 TOPSLOT ACCESSORIES

MEA TSH 300 TOPSLOT Accessories

Article	Material	Height (mm)	EAN-Code	kg/unit	unit/pallet	MG
MEA TSH.SE End cap made of galvanised steel	Galv. steel	156	012159030	0,03	1	GR
MEA TSH plastic caps for Inspection element upper part-thread for replacement delivery	PP	-	010152866	0,01	1	GR
MEA TSH quick connector for grating for replacement delivery	PP	-	010152900	0,01	1	GR
MEA TSH assembly tool- 2 items necessary	Galv. steel	-	010152858	0,19	1	GR

MEA TSH 300 TOPSLOT Grates

Article	Material	Length (mm)	Inlet sect. area Ø cm ² /m above	EAN-Code	kg/unit	unit/pallet	MG
MEA 300 Ductile iron slotted grating-D 400-0.5 m 18/143 bolt fixing required *)***)****)	Ductile iron	500	-	010154849	16,09	54	MD
MEA 300 Ductile iron slotted grating-F 900-0.5 m 16/145 bolt fixing required *)***)****)	Ductile iron	500	-	010154853	25,00	30	MD
MEA TSH 150/200/300 Grating locking bolt with washer for inspection element, 4 pieces/grating will be needed *)	Stainl. steel	-	-	010153104	0,02	1	GR

> **NOTE** The detailed explanation of the footnotes can be found on page 388.

MEA 300 CLIPFIX CHANNEL COVERS

With non-bolted CLIPFIX channel cover securement, with longitudinal shift protection. Suitable for the systems **MEARIN PLUS/EXPERT 3000** and **MEADRAIN SV/SE/SG 3000**. For drainage channel body and gully, total width of the grates 322 mm. Loading classes B 125 to E 600** according to EN 1433.

MEA 300 channel covers, loading class B 125 with non-bolted CLIPFIX channel cover securement

Article	Material	Length (mm)	Inlet sect. area Ø cm ² /m above	EAN-Code	kg/unit	unit/pallet	MG
MEA 300 Stainless steel longitudinal-grating-B 125-1 m 31/7 CXL, heelguard *)	Stainl. steel	1000	1562	010712986	15,50	204	GR
MEA 300 Stainl. steel longitudinal bar grating-B 125-0.5 m 31/7 CXL, heelguard *)	Stainl. steel	500	1562	010712988	7,90	204	GR

MEA 300 channel covers, loading class C 250 with non-bolted CLIPFIX channel cover securement

Article	Material	Length (mm)	Inlet sect. area Ø cm ² /m above	EAN-Code	kg/unit	unit/pallet	MG
MEA 300 Ductile iron slotted grating-C 250-0.5 m 18/295 CXL *)****)	Ductile iron	500	1620	010712850	13,42	60	GR
MEA 300 Ductile iron slotted grating-C 250-0.5 m 5/295 CXL, heel-guard *)****)	Ductile iron	500	454	010712990	15,67	30	GR
MEA 300 Ductile iron WAVE grating-C 250-0.5 m 19/24 CXL *)****)	Ductile iron	500	1780	010140449	15,30	60	GR
MEA 300 Galv. mesh grating-C 250-1 m 20/30 CXL	Galv. steel	1000	2309	010152364	31,15	40	GR
MEA 300 Galv. mesh grating-C 250-0.5 m 20/30 CXL	Galv. steel	500	2309	010152366	16,74	80	GR
MEA 300 stainless steel mesh grating-C 250-1 m 20/30 CXL *)	Stainl. steel	1000	2309	010152954	31,15	40	GR
MEA 300 stainless steel mesh grating-C 250-0.5 m 20/30 CXL *)	Stainl. steel	500	2309	010152956	16,74	80	GR

MEA 300 channel covers, loading class D 400 with non-bolted CLIPFIX channel cover securement **)

Article	Material	Length (mm)	Inlet sect. area Ø cm ² /m above	EAN-Code	kg/unit	unit/pallet	MG
MEA 300 Ductile iron slotted grating-D 400-0.5 m 18/295 CXL *)***)****)	Ductile iron	500	1620	010712852	17,00	48	GR
MEA 300 Ductile iron WAVE grating-D 400-0.5 m 17/24 CXL *)***)****)	Ductile iron	500	1780	010140455	18,90	30	GR

MEA 300 channel covers, loading class E 600 with non-bolted CLIPFIX channel securement **)

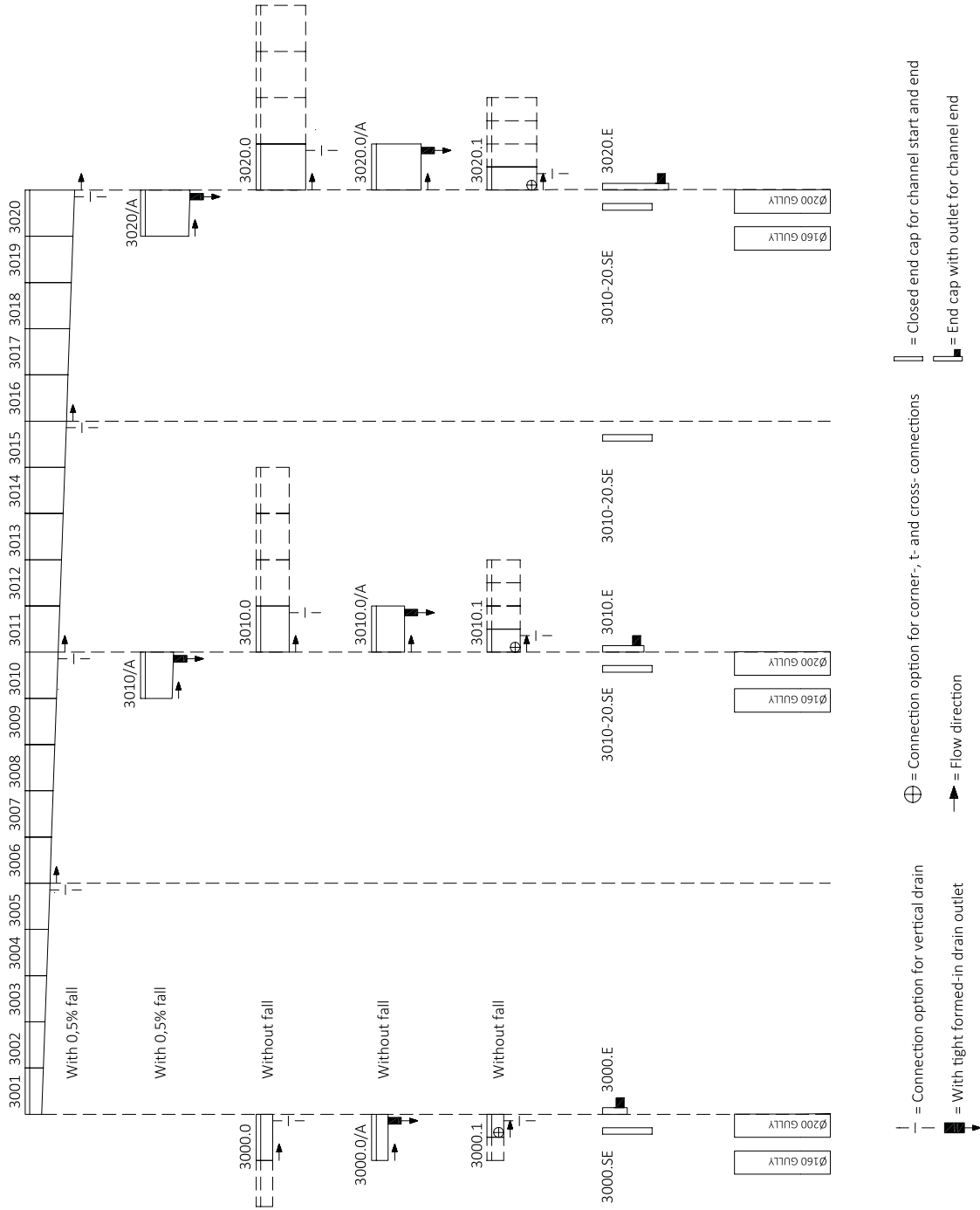
Article	Material	Length (mm)	Inlet sect. area Ø cm ² /m above	EAN-Code	kg/unit	unit/pallet	MG
MEA 300 Ductile iron slotted grating-E 600-0.5 m 18/295 CXL *)***)****)	Ductile iron	500	1620	010712870	19,45	54	GR
MEA 300 Ductile iron slotted grating-E 600-0.5 m 5/295 CXL, heelguard *)***)****)	Ductile iron	500	450	010712996	21,28	50	GR
MEA 300 Ductile iron longitudinal grating-E-0.5 m 31/7.7 CXL, heelguard *)***)****)	Ductile iron	500	401	010712998	20,90	54	GR
MEA 300 Ductile iron WAVE grating-E 600-0.5 m 19/24 CXL *)***)****)	Ductile iron	500	1780	010140457	23,00	30	GR
MEA 300 Ductile iron solid cover-E 600-0.5 m CXL *)***)****)	Ductile iron	500	-	010712853	17,20	50	GR

Grid hook

Article	Material	EAN-Code	kg/unit	unit/pallet	MG
MEADRAIN/MEARIN Grid hook	Galv. steel	010152115	0,23	1	GR

> NOTE The detailed explanation of the footnotes can be found on page 388.

MEADRAIN SV/SE/SG 3000 according to DIN EN1433






MEADRAIN EN AND ENS

The MEADRAIN EN and ENS drainage systems are optimally designed for heavy-duty areas in which high wheel loads act on the channels. With force-fit ductile iron edges, these also meet the toughest requirements. The

extensive range of products in nominal widths up to 400 mm with different heights offers the perfect solution even for the most demanding requirements.

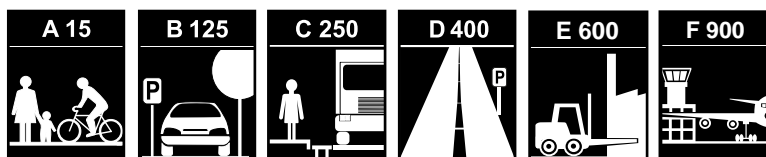


- > Loading class F 900
- > Lateral ribs for more stability and optimal anchorage in the concrete bed
- > Channel bodies with fall (0,5%) and without fall
- > Matching covers for the highest load

MEADRAIN EN 1000 SYSTEM OVERVIEW



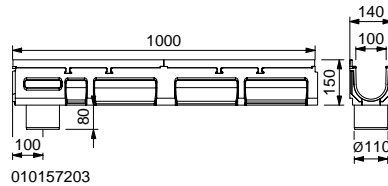
- 1- Grating with PROFIX quick anchoring system with longitudinal shift lock for drainage channels EN and ENS:
a simple, fast and convenient installation solution
- 2- Ductile iron gratings additionally available with a 4-fold bolt connection for the high load area
- 3- **MEADRAIN EN**: Channel body made of high-resistance MEA polymer concrete
- 4- **MEADRAIN ENS**: Z-shaped reinforced ductile iron edge



- > **MEADRAIN EN:** Drainage system for high-load areas
- > **MEADRAIN ENS:** High-performance system for extremely demanding projects
- > The EN and ENS channel systems have the general building inspectorate approval



MEADRAIN EN 1000 CHANNELS



MEADRAIN EN 1000 channels

MEADRAIN EN 1000 POLYMER CONCRETE DRAINAGE CHANNEL WITHOUT FALL WITH AN INTEGRATED DUCTILE IRON FRAME AND SEALING JOINT ACCORDING TO EN 1433

Clear width of the channel body 100 mm, total width 140 mm. Suitable for all channel covers **MEA EN 100 PROFIX**, **MEA EN 100 4-fold boltable** and **MEA TSH 100 TOPSLOT**. For the realisation of water level slopes and step slopes. Loading classes A 15 to F 900** according to EN 1433. Load capacity according to MEA installation instructions. General Building Authority Approval Z- 74.4- 28

MEADRAIN EN 1000 Drainage channel body without fall, loading classes up to F 900 **)

Article	Length (mm)	Height (mm)	EAN-Code	kg/unit	unit/pallet	MG
MEADRAIN EN 1000.0 Drainage channel body ^{4) **)}	1000	150	010157201	16,30	45	MD
MEADRAIN EN 1000.0/A Drainage channel with tight formed-in flanged drain outlet Ø 110 mm ^{8) **)}	1000	150	010157203	16,80	20	MD
MEADRAIN EN 1000.1 Drainage channel body ^{4) 14) **)}	500	150	010157205	8,43	54	MD
MEADRAIN EN 1005.0 Drainage channel body ^{4) **)}	1000	175	010157219	17,80	45	MD
MEADRAIN EN 1005.0/A Drainage channel with tight formed-in flanged drain outlet Ø 110 mm ^{8) **)}	1000	175	010157221	19,12	20	MD
MEADRAIN EN 1005.1 Drainage channel body ^{4) 14) **)}	500	175	010157223	9,60	54	MD
MEADRAIN EN 1010.0 Drainage channel body ^{4) **)}	1000	200	010157237	20,44	36	MD
MEADRAIN EN 1010.0/A Drainage channel with tight formed-in flanged drain outlet Ø 110 mm ^{8) **)}	1000	200	010157239	19,26	20	MD
MEADRAIN EN 1010.1 Drainage channel body ^{4) 14) **)}	500	200	010157241	10,42	54	MD
MEADRAIN EN 1015.0 Drainage channel body ^{4) **)}	1000	225	010157255	21,94	36	MD
MEADRAIN EN 1015.0/A Drainage channel with tight formed-in flanged drain outlet Ø 110 mm ^{8) **)}	1000	225	010157257	23,12	20	MD
MEADRAIN EN 1015.1 Drainage channel body ^{4) 14) *) **)}	500	225	010157259	11,44	54	MD
MEADRAIN EN 1020.0 Drainage channel body ^{4) **)}	1000	250	010157273	24,42	27	MD
MEADRAIN EN 1020.0/A Drainage channel with tight formed-in flanged drain outlet Ø 110 mm ^{8) **)}	1000	250	010157275	24,10	20	MD
MEADRAIN EN 1020.1 Drainage channel body ^{4) 14) *) **)}	500	250	010157277	12,22	40	MD
MEADRAIN EN 1030.0 Drainage channel body ^{4) *) **)}	1000	305	010157279	27,78	27	MD

> **NOTE** The detailed explanation of the footnotes can be found on page 388.

MEADRAIN EN 1000 POLYMER CONCRETE DRAINAGE CHANNEL WITH FALL (0.5%) WITH AN INTEGRATED DUCTILE IRON FRAME AND SEALING JOINT ACCORDING TO EN 1433

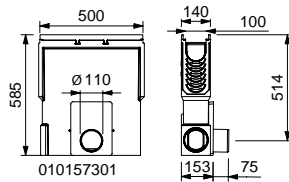
Clear width of the channel body 100 mm, total width 140 mm. Suitable for the channel covers **MEA EN 100 PROFIX**, **MEA EN 100 4-fold bolttable** and **MEA TSH 100 TOPSLOT**. For the realisation of a linear fall (with fall 0.5%), loading classes A 15 to F 900 ** according to EN 1433. Load capacity according to specification, when installed according to the MEA installation instructions. General Building Authority Approval Z- 74.4- 28

MEADRAIN EN 1000 Drainage channel body with fall 0.5%, loading classes up to F 900 **)

Article	Length (mm)	Height (mm)	Height 2 (mm)	EAN-Code	kg/unit	unit/pallet	MG
MEADRAIN EN 1001 Drainage channel body **)	1000	150	155	010157207	16,63	45	MD
MEADRAIN EN 1002 Drainage channel body **)	1000	155	160	010157209	17,19	45	MD
MEADRAIN EN 1003 Drainage channel body **)	1000	160	165	010157211	17,02	45	MD
MEADRAIN EN 1004 Drainage channel body **)	1000	165	170	010157213	17,78	45	MD
MEADRAIN EN 1005 Drainage channel body ⁴⁾ **)	1000	170	175	010157215	17,88	45	MD
MEADRAIN EN 1005/A Drainage channel with tight formed-in flanged drain outlet Ø 110 mm ⁸⁾ **)	1000	170	175	010157217	18,12	20	MD
MEADRAIN EN 1006 Drainage channel body **)	1000	175	180	010157225	18,20	36	MD
MEADRAIN EN 1007 Drainage channel body **)	1000	180	185	010157227	18,37	36	MD
MEADRAIN EN 1008 Drainage channel body **)	1000	185	190	010157229	19,38	36	MD
MEADRAIN EN 1009 Drainage channel body **)	1000	190	195	010157231	19,13	36	MD
MEADRAIN EN 1010 Drainage channel body ⁴⁾ **)	1000	195	200	010157233	19,52	36	MD
MEADRAIN EN 1010/A Drainage channel with tight formed-in flanged drain outlet Ø 110 mm ⁸⁾ **)	1000	195	200	010157235	21,12	20	MD
MEADRAIN EN 1011 Drainage channel body **)	1000	200	205	010157243	19,98	36	MD
MEADRAIN EN 1012 Drainage channel body **)	1000	205	210	010157245	19,70	36	MD
MEADRAIN EN 1013 Drainage channel body **)	1000	210	215	010157247	20,56	36	MD
MEADRAIN EN 1014 Drainage channel body **)	1000	215	220	010157249	20,84	36	MD
MEADRAIN EN 1015 Drainage channel body ⁴⁾ **)	1000	220	225	010157251	21,26	36	MD
MEADRAIN EN 1015/A Drainage channel with tight formed-in flanged drain outlet Ø 110 mm ⁸⁾ **)	1000	220	225	010157253	23,12	20	MD
MEADRAIN EN 1016 Drainage channel body **)	1000	225	230	010157261	21,30	36	MD
MEADRAIN EN 1017 Drainage channel body **)	1000	230	235	010157263	22,41	36	MD
MEADRAIN EN 1018 Drainage channel body **)	1000	235	240	010157265	22,64	36	MD
MEADRAIN EN 1019 Drainage channel body **)	1000	240	245	010157267	22,70	36	MD
MEADRAIN EN 1020 Drainage channel body ⁴⁾ **)	1000	245	250	010157269	23,04	27	MD
MEADRAIN EN 1020/A Drainage channel with tight formed-in flanged drain outlet Ø 110 mm ⁸⁾ **)	1000	245	250	010157271	25,12	20	MD

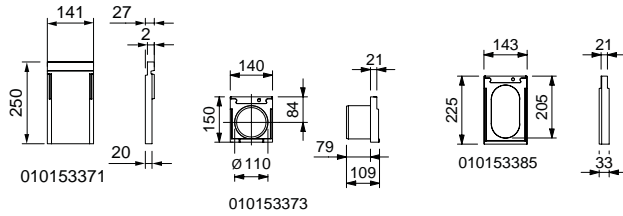
> **NOTE** The detailed explanation of the footnotes can be found on page 388.

MEADRAIN EN 1000 ACCESSORIES



010157301

MEADRAIN EN 1000.EK110 gully



010153371

010153373

010153385

MEADRAIN EN 1000 end caps

> **NOTE** The detailed explanation of the footnotes can be found on page 388.

MEADRAIN EN 1000 ACCESSORIES

General Building Authority Approval Z- 74.4- 28

MEADRAIN EN 1000 Silt box incl. plastic sediment bucket **)

Article	Length (mm)	Height (mm)	EAN-Code	kg/unit	unit/pallet	MG
MEADRAIN EN 1000.EK110 silt box with integrated drain outlet Ø 110 mm incl. sediment bucket **)	500	585	010157301	30,15	10	MD
MEADRAIN EN 1000.EK160 silt box with integrated drain outlet Ø 160 mm incl. sediment bucket **)	500	585	010157303	29,77	10	MD

MEADRAIN EN 1000 End caps

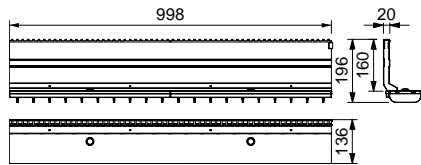
Article	Material	Height (mm)	Height 2 (mm)	EAN-Code	kg/unit	unit/pallet	MG
MEADRAIN EN 1000.SE End cap for channel start/end of the channel EN 1000- EN 1020	Polymer concrete	250	-	010153371	1,30	1	MD
MEADRAIN EN 1030.SE End cap for channel start/end of the channel EN 1030 *)	Polymer concrete	305	-	010153389	1,30	1	MD
MEADRAIN EN 1000.E End cap for the end of the channel with HD-PE connector Ø 110 mm, suitable for channel: EN 1000	Polymer concrete	150	-	010153373	1,10	1	MD
MEADRAIN EN 1005.E End cap for the end of the channel with HD-PE connector Ø 110 mm, suitable for channel: EN 1005 *)	Polymer concrete	175	-	010153375	1,11	20	MD
MEADRAIN EN 1010.E End cap for the end of the channel with HD-PE connector Ø 110 mm, suitable for channel: EN 1010 *)	Polymer concrete	200	-	010153377	1,20	1	MD
MEADRAIN EN 1015.E End cap for the end of the channel with HD-PE connector Ø 110 mm, suitable for channel: EN 1015 *)	Polymer concrete	225	-	010153379	1,80	1	MD
MEADRAIN EN 1020.E End cap for the end of the channel with HD-PE connector Ø 110 mm, suitable for channel: EN 1020 *)	Polymer concrete	250	-	010153381	2,00	1	MD
MEADRAIN EN 1000.RWH for changing the direction of flow- strand peak for channel: EN 1000- 1020 *)	Polymer concrete	250	-	010153383	1,30	1	MD
MEADRAIN EN 1015.RWT for changing the direction of flow- strand low point for channel: EN 1015 *)	Polymer concrete	225	-	010153385	1,10	1	MD
MEADRAIN EN 1020.RWT for changing the direction of flow- strand low point for channel: EN 1020 *)	Polymer concrete	250	-	010153387	1,10	1	MD
MEADRAIN EN 1020.UE for connecting the elements: EN 1020.0 and EN 1030.0 *)	Polymer concrete	73	-	010153391	0,30	1	MD

> **NOTE** The detailed explanation of the footnotes can be found on page 388.

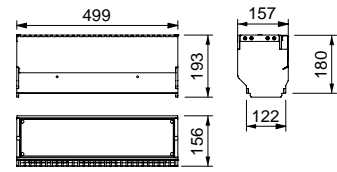
MEADRAIN EN DRAINAGE SYSTEM | CW 100

A15 B 125 C 250 D 400** E 600**

MEA TSH 100 TOPSLOT



012152875



012152883

MEA TSH 100 TOPSLOT

MEA TSH 100 TOPSLOT

MEA TSH 100 TOPSLOT suitable for channel systems **MEARIN PLUS/EXPERT 1000, MEARIN PLUS F 1000, MEADRAIN EN 1000, MEADRAIN SV/SE/SG 1000** and **MEADRAIN SVF/SEF 1000**. Covers all ranges of applications. Loading classes A 15 to E 600** according to EN 1433. Load capacity according to specification, when installed according to the MEA installation instructions.

MEA TSH 100 TOPSLOT lateral, neck height 160 mm, loading class E 600 **)

Article	Material	Length (mm)	Inlet sect. area Ø cm ² /m above	EAN-Code	kg/unit	unit/pallet	MG
MEA TSH 100.0 / 160 TOPSLOT-E 600-Galv.steel-1 m-lateral incl. 2 ductile iron grates **)	Galv. steel	1000	96	012152875	10,80	1	GR
MEA TSH 100.1 / 160 TOPSLOT-E 600-Galv.steel-0.5 m-lateral incl. ductile iron grate **)	Galv. steel	500	96	012152877	5,40	1	GR
MEA TSH 100.R / 160 Inspection element upper part-E 600-Galv.-0.5 m-lateral **)	Galv. steel	500	96	012152883	13,50	1	GR
MEA TSH 100.0 / 160 TOPSLOT-E 600-Stainl.steel-1 m-lateral incl. 2 ductile iron grates **)	Stainl. steel	1000	96	012152879	10,80	1	GR
MEA TSH 100.1 / 160 TOPSLOT-E 600-Stainl.steel-0.5 m-lateral incl. ductile iron grate **)	Stainl. steel	500	96	012152881	5,40	1	GR
MEA TSH 100.R / 160 Inspection element upper part-E 600-Stainl.steel-0.5 m-lateral **)	Stainl. steel	500	96	012152885	13,50	1	GR

MEA TSH 100 TOPSLOT ACCESSORIES

MEA TSH TOPSLOT end caps

Article	Material	Height (mm)	EAN-Code	kg/unit	unit/pallet	MG
MEA TSH.SE End cap made of galvanised steel	Galv. steel	156	012159030	0,03	1	GR
MEA TSH.SE End cap made of stainless steel *)	Stainl. steel	156	012159031	0,03	1	GR

MEA TSH TOPSLOT accessories

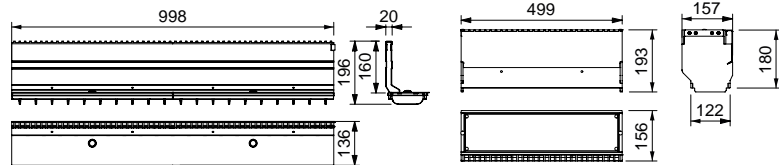
Article	Material	EAN-Code	kg/unit	unit/pallet	MG
MEA TSH Construction cover-S, 1 m for TOPSLOT *)	Galv. steel	010159893	0,29	1	GR
MEA TSH Construction cover-R, 0.5 m for revision attachment *)	Galv. steel	010159895	0,16	1	GR
MEA TSH plastic caps for Inspection element upper part-thread for replacement delivery	PP	010152866	0,01	1	GR
MEA TSH quick connector for grating for replacement delivery	PP	010152900	0,01	1	GR
MEA TSH assembly tool- 2 items necessary	Galv. steel	010152858	0,19	1	GR

> **NOTE** The detailed explanation of the footnotes can be found on page 388.

MEADRAIN EN DRAINAGE SYSTEM | CW 100

A 15 B 125 C 250 D 400** E 600**

MEA TSH 100 SLIMSLOT

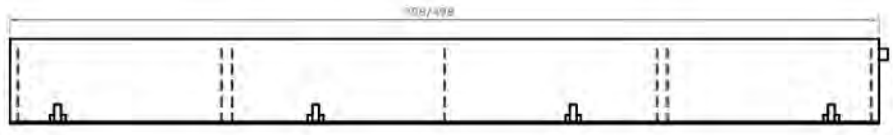
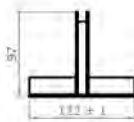


012152875

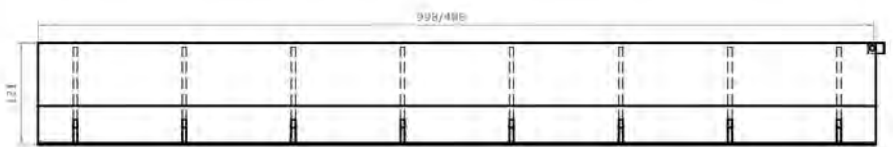
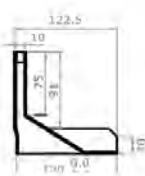
012152883

MEA TSH 100 SLIMSLOT

MEA UK TOPSLOT 100



MEA UK TOPSLOT 100



MEA UK TOPSLOT 100

MEA TSH 100 SLIMSLOT

MEA TSH 100 SlimSlot suitable for channel systems **MEARIN PLUS/EXPERT 1000**, **MEARIN PLUS F 1000**, **MEADRAIN EN 1000**, **MEADRAIN SV/SE/SG 1000** and **MEADRAIN SVF/SEF 1000**. Load capacity according to specification when installed according to MEA installation instructions.

MEA TSH 100 SlimSlot lateral, galvanised steel, neck height 160 mm

Article	Material	Length (mm)	Inlet sect. area Ø cm ² /m above	EAN-Code	kg/unit	MG
MEA TSH SlimSlot 100 Offset galvanised steel-1 m *)	Galv. steel	1000	86,40	012159076	5,46	GR
MEA TSH SlimSlot 100 Offset galvanised steel 0.5 m *)	Galv. steel	500	43,20	012159077	2,63	GR
MEA TSH 100 TopSlot support frame 0.5 m *)	Ductile iron	500	-	012159029	3,14	GR
MEA TSH SlimSlot 100.R inspection element-E 600-galv.-0.5 m *)	Galv. steel	500	86	012159100	14,36	GR

MEA TSH 100 SLIMSLOT ACCESSORIES

MEA TSH TOPSLOT accessories

Article	Material	EAN-Code	kg/unit	unit/pallet	MG
MEA TSH Construction cover-S, 1 m for TOPSLOT *)	Galv. steel	010159893	0,29	1	GR
MEA TSH Construction cover-R, 0.5 m for revision attachment *)	Galv. steel	010159895	0,16	1	GR
MEA TSH plastic caps for Inspection element upper part-thread for replacement delivery	PP	010152866	0,01	1	GR
MEA TSH quick connector for grating for replacement delivery	PP	010152900	0,01	1	GR
MEA TSH assembly tool- 2 items necessary	Galv. steel	010152858	0,19	1	GR

MEA UK TOPSLOT 100

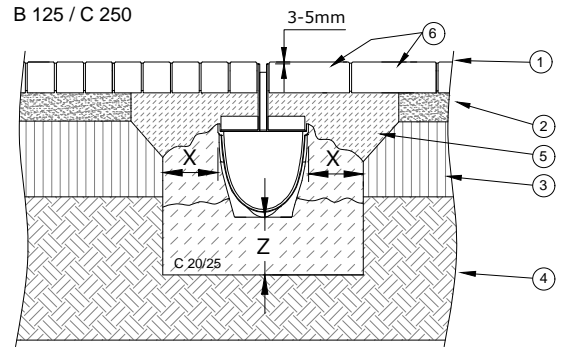
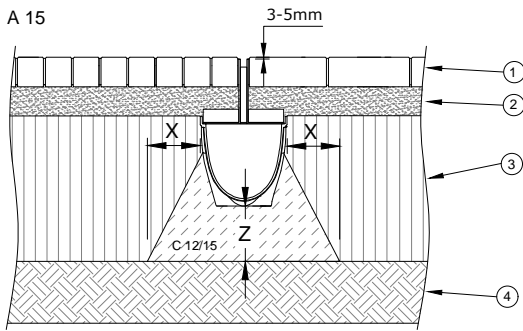
MEA UK TOPSLOT suitable for channel systems **MEARIN PLUS/EXPERT 1000**, **MEARIN PLUS F 1000**, **MEAFUID 1000**, **MEADRAIN EN 1000**, **MEADRAIN SV/SE/SG 1000** and **MEADRAIN SVF/SEF 1000**. Load capacity according to specification when installed according to MEA installation instructions.

UK TOPSLOT

Article	Material	Height (mm)	Inlet sect. area Ø cm ² /m above	EAN-Code	kg/unit	MG
MEA TS UK100.0 TopSlot-galvanised steel-C 250-1 m centre	Galv. steel	97	99	010140488	4,10	GR
MEA TS UK100.1 TopSlot-galvanised steel-C 250-0.5 m centre	Galv. steel	97	99	010140490	2,05	GR
MEA TS UK100.R Inspection element upper part-galvanised steel-C 250-0.5 m centre	Galv. steel	97	99	010140492	3,20	GR
MEA TS UK100.0 TopSlot-galvanised steel-C 250-1 m side	Galv. steel	121	99	010140494	6,00	GR
MEA TS UK100.1 gal-TopSlot-galvanised steel-C 250-0.5 m side	Galv. steel	121	99	010140496	3,00	GR
MEA TS UK100.R Inspection element upper part-galvanised steel-C 250-0.5 m side	Galv. steel	121	99	010140498	5,00	GR
MEA TS UK100.0 TopSlot-stainless steel-C 250-1 m centre *)	Stainl. steel	97	99	010140500	4,10	GR
MEA TS UK100.1 TopSlot-stainless steel-C 250-0.5 m centre *)	Stainl. steel	97	99	010140502	2,05	GR
MEA TS UK100.R Inspection element upper part-stainless steel-C 250-0.5 m centre *)	Stainl. steel	97	99	010140504	3,20	GR
MEA TS UK100.0 TopSlot-stainless steel-C 250-1 m side *)	Stainl. steel	121	99	010140506	6,00	GR
MEA TS UK100.1 TopSlot-stainless steel-C 250-0.5 m side *)	Stainl. steel	121	99	010140508	3,00	GR
MEA TS UK100.R Inspection element upper part-stainless steel-C 250-0.5 m side *)	Stainl. steel	121	99	010140510	5,00	GR

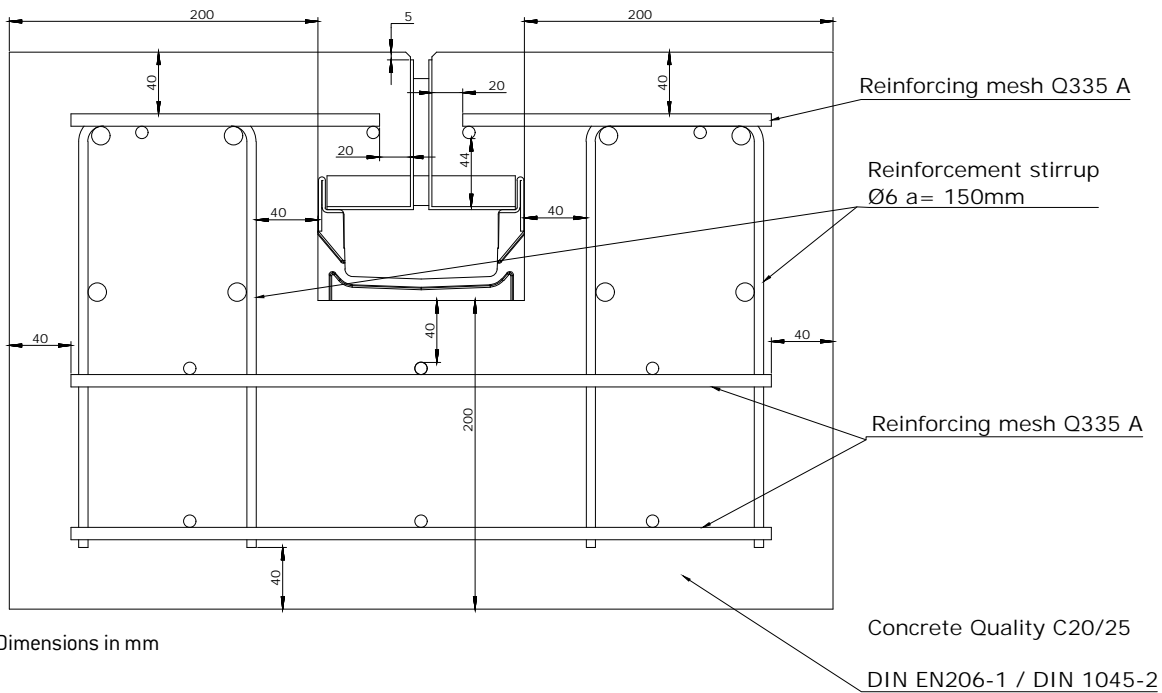
> **NOTE** The detailed explanation of the footnotes can be found on page 388.

MEA UK TOPSLOT (CENTRE) INSTALLATION



- ① Slab or Paving
- ② Pavement Bed
- ③ Ballast / gravel base course structure according to RStO
- ④ Natural soil
- ⑤ Mortar bed pavement
- ⑥ Grouting with Rompox Verkehr V2 or similar.

D 400**

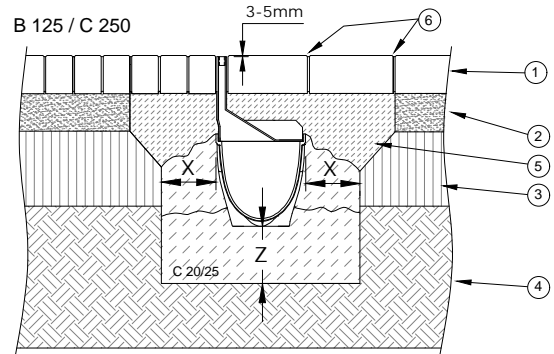
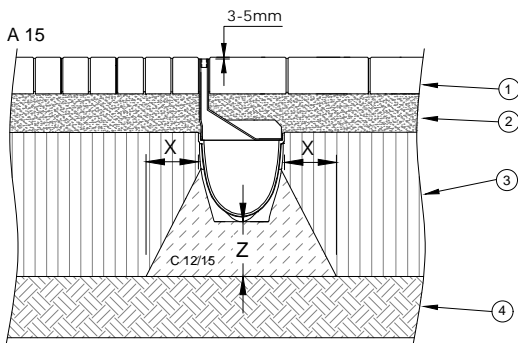


Dimensions in mm

Concrete Quality C20/25

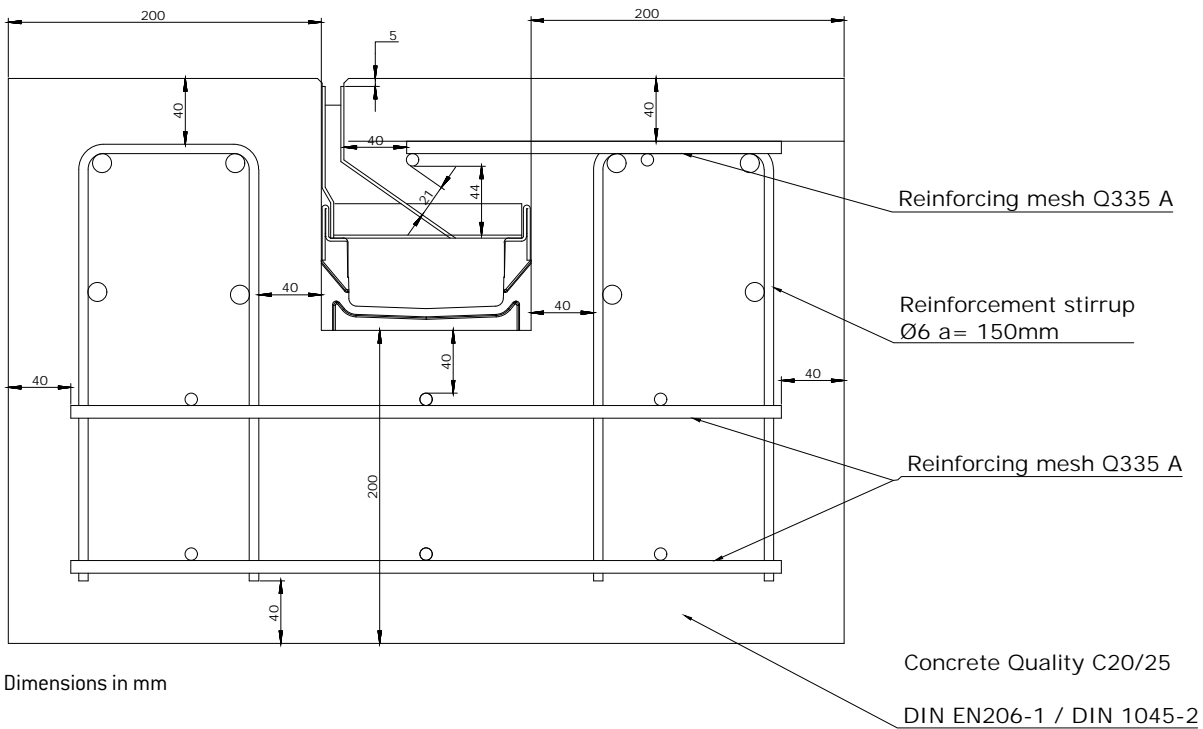
DIN EN206-1 / DIN 1045-2

MEA UK TOPSLOT (OFFSET) INSTALLATION



- ① Slab or Paving
- ② Pavement Bed
- ③ Ballast / gravel base course
- ④ Natural soil
- ⑤ Mortar bed pavement
- ⑥ Grouted joint

D 400**



Dimensions in mm

Glass-fibre-reinforced composite

Recycled plastic

Polymer concrete

Metal

Rainwater treatment

Other


MEA EN 100 PROFIX CHANNEL COVERS



Ductile iron longitudinal bar grating



Ductile iron grating MOVE



Ductile iron grating WAVE



Ductile iron slotted grating

MEA EN 100 PROFIX CHANNEL COVERS

With non-bolted PROFIX channel cover securement. Suitable for the system **MEADRAIN EN 1000**. For drainage channel body and silt box, total width of grates 122 mm. Loading classes D 400 to F 900** according to EN 1433.

MEA EN 100 channel covers, loading class D 400 with non-bolted PROFIX channel cover securement **)

Article	Material	Length (mm)	Inlet sect. area Ø cm ² /m above	EAN-Code	kg/unit	unit/pallet	MG
MEA EN 100 Ductile iron slotted grating-D 400-0.5 m 12/100 PX ^{*)**)} *****)	Ductile iron	500	400	010152521	3,71	204	MD
MEA EN 100 Ductile iron slotted grating-D 400-0.5 m 5/100 PX, heelguard ^{*)**)} *****)	Ductile iron	500	186	010152765	3,91	204	MD
MEA EN 100 Ductile iron WAVE grating-D 400-0.5 m 19/24 PX ^{*)**)} *****)	Ductile iron	500	546	010152524	4,21	204	MD
MEA EN 100 Ductile iron MOVE grating-D 400-0.5 m PX ^{*)**)} *****)	Ductile iron	500	280	010152525	4,40	204	MD

MEA EN 100 channel covers, loading class E 600 with non-bolted PROFIX channel cover securement **)

Article	Material	Length (mm)	Inlet sect. area Ø cm ² /m above	EAN-Code	kg/unit	unit/pallet	MG
MEA EN 100 Ductile iron slotted grating-E 600-0.5 m 12/99 PX ^{*)**)} *****)	Ductile iron	500	400	010152523	4,23	204	MD
MEA EN 100 Ductile iron longitudinal bar grating-E 600-0.5 m 36/7.7 PX, heelguard ^{20)*)**)} *****)	Ductile iron	500	380	010152545	4,32	204	MD

> NOTE The detailed explanation of the footnotes can be found on page 388.

MEA EN 100 PROFIX CHANNEL COVERS

With non-bolted PROFIX channel cover securement. Suitable for the system **MEADRAIN EN 1000**. For drainage channel body and silt box, total width of grates 122 mm. Loading classes D 400 to F 900** according to EN 1433.

MEA EN 100 channel covers, loading class F 900 with non-bolted PROFIX channel cover securement **)

Article	Material	Length (mm)	Inlet sect. area Ø cm ² /m above	EAN-Code	kg/unit	unit/pallet	MG
MEA EN 100 Ductile iron slotted grating-F 900-0.5 m 12/96 PX ^{*)***)*****)}	Ductile iron	500	396	010153095	4,77	204	MD
MEA EN 100 Ductile iron longitudinal bar grating-F 900-0.5 m 32/7.7 PX, heelguard ^{20)*)***)*****)}	Ductile iron	500	380	010152566	4,90	204	MD

Grid hook

Article	Material	EAN-Code	kg/unit	unit/pallet	MG
MEADRAIN/MEARIN Grid hook	Galv. steel	010152115	0,23	1	GR

> **NOTE** The detailed explanation of the footnotes can be found on page 388.

MEA EN 100 4-FOLD BOLTED CHANNEL COVERS

With 4-fold-bolted channel cover securement. Suitable for the system **MEADRAIN EN 1000**. For drainage channel body and silt box, total width of the grates 122 mm. Loading classes D 400 to F 900** according to EN 1433.

MEA EN 100 channel covers, loading class D 400, 4-fold bolted**) **)

Article	Material	Length (mm)	Inlet sect. area Ø cm ² /m above	EAN-Code	kg/unit	unit/pallet	MG
MEA EN 100 Ductile iron slotted grating-D 400-0.5 m 14/100 bolt fixing required *)***)****)	Ductile iron	500	368	010152522	3,12	288	MD

MEA EN 100 channel covers, loading class F 900, 4-fold bolted**) **)

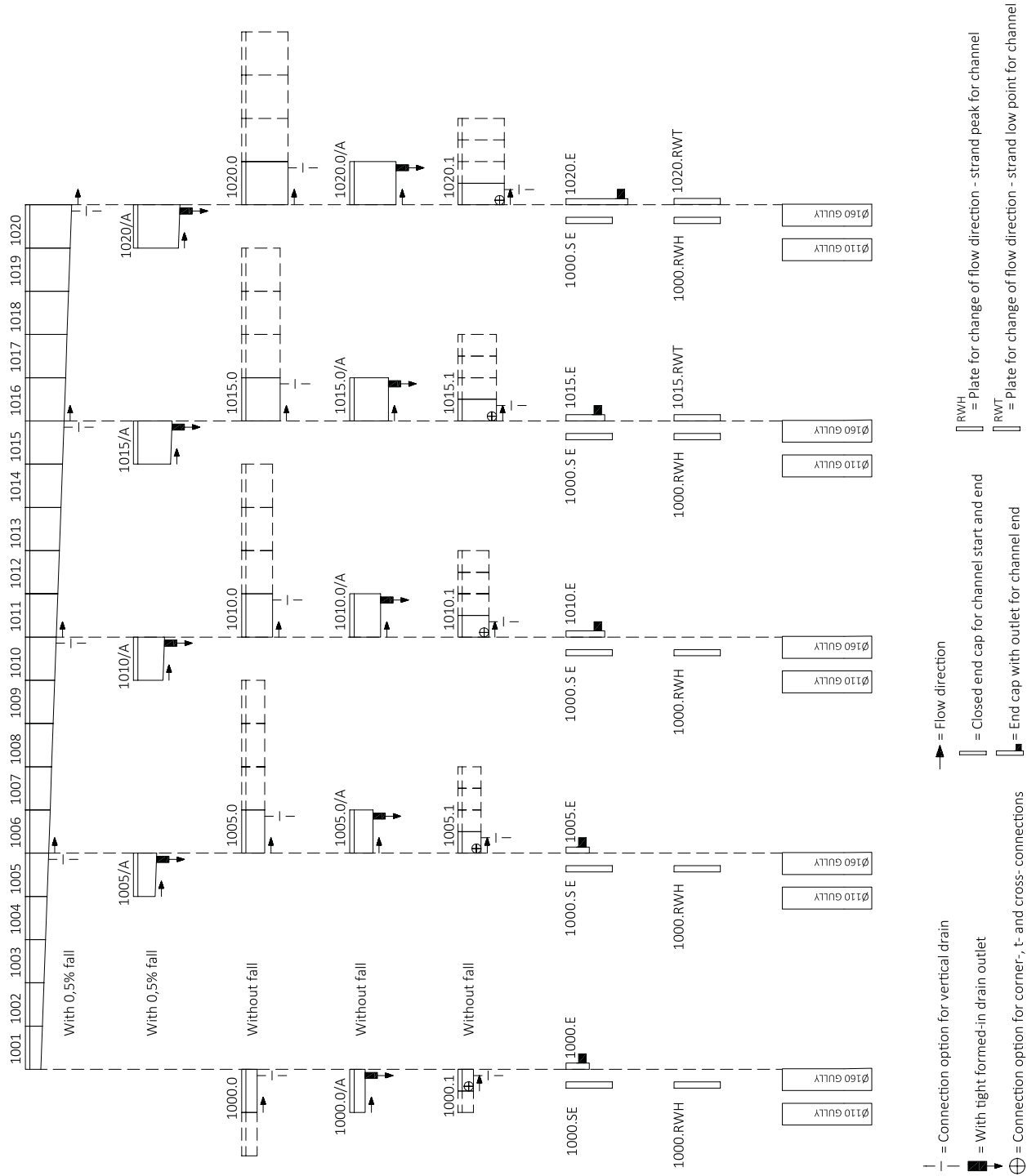
Article	Material	Length (mm)	Inlet sect. area Ø cm ² /m above	EAN-Code	kg/unit	unit/pallet	MG
MEA EN 100 Ductile iron slotted grating-F 900-0.5 m 12/96 bolt fixing required *)***)****)	Ductile iron	500	368	010153094	4,60	208	MD

Grating fixing mechanism

Article	Material	EAN-Code	kg/unit	unit/pallet	MG
MEADRAIN EN Galv.steel grating locking mechanism for all grating widths, 4 pieces/grating with 20NM torque will be needed	Galv. steel	010153096	0,02	1	MD
MEADRAIN EN Stainl.steel grating locking mechanism for all grating widths, 4 pieces/grating with 20NM torque will be needed *)	Stainl. steel	010153098	0,02	1	MD

> **NOTE** The detailed explanation of the footnotes can be found on page 388.

MEADRAIN EN 1000 according to DIN EN1433



Glass-fibre-reinforced composite

Recycled plastic

Polymer concrete

Metal

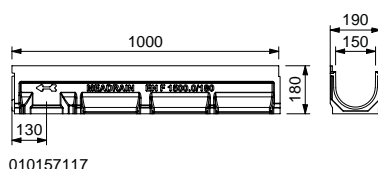
Rainwater treatment

Other

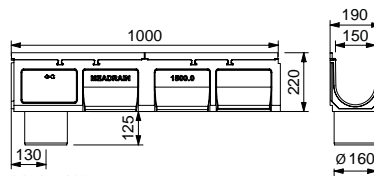
MEADRAIN EN 1500 CHANNEL



MEADRAIN EN 1500 drainage channel



010157117



010157122



MEADRAIN EN 1500 drainage channel + ductile iron grating

MEADRAIN ENF 1500 SHALLOW POLYMER CONCRETE DRAINAGE CHANNEL WITH AN INTEGRATED DUCTILE IRON FRAME AND SEALING JOINT ACCORDING TO EN 1433

Clear width of the shallow channel body 150 mm, total width 190 mm. Suitable for channel covers **MEA EN 150 PROFIX**, **MEA EN 150 4-fold bolted** and **MEA TSH 150 TOPSLOT**. For the realisation of water level slopes. Loading classes A 15 to F 900** according to EN 1433. Load capacity according to specification, when installed according to the MEA installation instructions. General Building Authority Approval Z- 74.4- 28

MEADRAIN ENF 1500 shallow drainage channel body without fall, loading classes up to F 900 **)

Article	Length (mm)	Height (mm)	EAN-Code	kg/unit	unit/pallet	MG
MEADRAIN ENF 1500.0/180 shallow drainage channel body ^{5) **)}	1000	180	010157117	22,52	20	MD

> **NOTE** The detailed explanation of the footnotes can be found on page 388.

MEADRAIN EN 1500 POLYMER CONCRETE DRAINAGE CHANNEL WITHOUT FALL WITH AN INTEGRATED DUCTILE IRON FRAME AND SEALING JOINT ACCORDING TO EN 1433

Clear width of the channel body 150 mm, total width 190 mm. Suitable for channel covers **MEA EN 150 PROFIX**, **MEA EN 150 4-fold boltable** and **MEA TSH 150 TOPSLOT**. For the realisation of water level slopes and step slopes. Loading classes A 15 to F 900** according to EN 1433. Load capacity according to specification, when installed according to the MEA installation instructions. General Building Authority Approval Z - 74.4 - 28

MEADRAIN EN 1500 complete channel, loading classes up to D 400 **)

Article	Length (mm)	Height (mm)	EAN-Code	kg/unit	unit/pallet	MG
MEADRAIN EN 1500 complete channel with ductile iron slotted grating-D 400-bolt fixing required	1000	220	010712724	38,42	16	MD

MEADRAIN EN 1500 Drainage channel body, loading classes up to F 900 **)

Article	Length (mm)	Height (mm)	EAN-Code	kg/unit	unit/pallet	MG
MEADRAIN EN 1500.0 Drainage channel body ^{5) **)}	1000	220	010157123	26,77	16	MD
MEADRAIN EN 1500.0/A Drainage channel with tight formed-in flanged drain outlet Ø 160 mm ^{9) **)}	1000	220	010157122	26,81	16	MD
MEADRAIN EN 1500.1 Drainage channel body ^{5) 14) **)}	500	220	010157125	13,62	24	MD
MEADRAIN EN 1510.0 Drainage channel body ^{5) **)}	1000	270	010157127	30,69	12	MD
MEADRAIN EN 1510.1 Drainage channel body ^{5) 14) **)}	500	270	010157129	15,62	24	MD
MEADRAIN EN 1520.0 Drainage channel body ^{5) **)}	1000	320	010157131	34,89	12	MD
MEADRAIN EN 1520.1 Drainage channel body ^{5) 14) **)}	500	320	010157133	17,30	24	MD
MEADRAIN EN 1520.1- RW/A Drainage channel for change of drain direction with tight formed-in flanged drain outlet Ø 160 mm ^{9) 14) 15) **)}	500	320	010157135	18,05	6	MD

MEADRAIN EN 1500 POLYMER CONCRETE CHANNEL WITH SLOPE (5%) WITH INTEGRATED DUCTILE IRON FRAME AND SEALING JOINT ACCORDING TO EN 1433

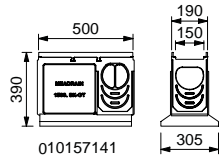
Clear width of the channel body 150 mm, total width 190 mm. Suitable for drainage channel covers **MEA EN 150 PROFIX**, **TOPSLOTS TSH 150** and **MEA EN 150 4-fold boltable**. For the realisation of a step slope. Loading classes A 15 to F 900** according to EN 1433. Load capacity as specified when installed according to MEA installation instructions. **General Building Authority Approval Z - 74.4 - 28**

MEADRAIN EN 1500 Drainage channel body as connecting pieces, for the realisation of stepped falls, Loading classes up to F 900 **)

Article	Length (mm)	Height (mm)	Height 2 (mm)	EAN-Code	kg/unit	unit/pallet	MG
MEADRAIN EN 1500-10 channel for step slope with 5% slope ^{**)}	1000	220	270	010157137	29,42	16	MD
MEADRAIN EN 1510-20 channel for step slope with 5% slope ^{**)}	1000	270	320	010157139	32,57	12	MD

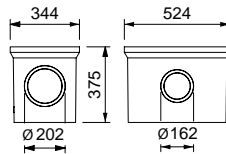
> **NOTE** The detailed explanation of the footnotes can be found on page 388.

MEADRAIN EN 1500 ACCESSORIES



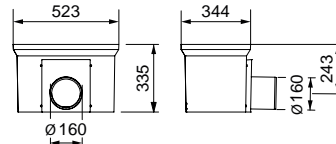
010157141

MEADRAIN EN 1500 SK-OT



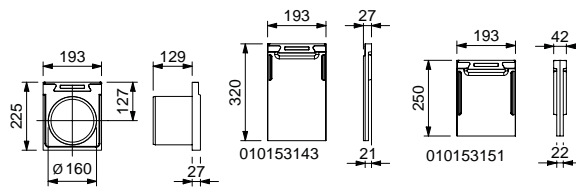

010154709

MEA SK-ZT



010154726

MEA SK-UT short



010153145

010153143

010153151

MEADRAIN EN 1500 end caps

MEADRAIN EN AND ENF 1500 ACCESSORIES

General Building Authority Approval Z- 74.4- 28

MEADRAIN EN 1500 Gully **)

Article	Length (mm)	Height (mm)	EAN-Code	kg/unit	unit/pallet	MG
MEADRAIN EN 1500 SK-OT Gully upper part open on both sides for low constructive height **)	500	390	010157141	24,79	12	MD
MEA SK-ZT Gully intermediate part made of polymer concrete for a height extension	524	375	010154709	23,31	12	MD
MEA SK-UT short Gully lower part, with integrated drain outlet \varnothing 160 mm	524	335	010154726	25,16	4	MD
MEA SK-UT short Gully lower part, with integrated drain outlet \varnothing 200 mm	524	335	010154728	27,00	4	MD
MEADRAIN galv. sediment bucket for gully	-	-	010151846	3,54	60	MD

MEADRAIN ENF 1500 End caps for shallow channel

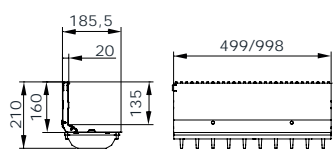
Article	Material	Height (mm)	EAN-Code	kg/unit	unit/pallet	MG
MEADRAIN ENF 1500.0/180.E End cap with HD-PE connector \varnothing 110 mm, for the end of the channel, suitable for shallow channel ENF 1500.0/180 *)	Polymer concrete	185	010157119	1,90	1	MD
MEADRAIN ENF 1500/180.UE Transition element for shallow channels to EN 1500.0 *)	Polymer concrete	-	010157121	1,90	1	MD

MEADRAIN EN 1500 End caps

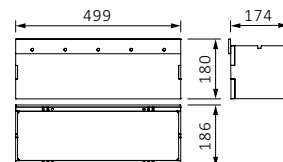
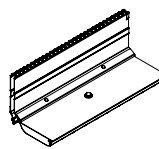
Article	Material	Height (mm)	EAN-Code	kg/unit	unit/pallet	MG
MEADRAIN EN 1500.SE End cap for channel start/end, suitable for all channels	Polymer concrete	320	010153143	1,87	80	MD
MEADRAIN EN 1500.E End cap with HD-PE connector \varnothing 160 mm, for the end of the channel, suitable for channel EN 1500	Polymer concrete	225	010153145	1,98	20	MD
MEADRAIN EN 1510.E End cap with HD-PE connector \varnothing 160 mm, for the end of the channel, suitable for channel EN 1510 *)	Polymer concrete	275	010153147	2,30	1	MD
MEADRAIN EN 1520.E End cap with HD-PE connector \varnothing 160 mm, for the end of the channel, suitable for channel EN 1520 *)	Polymer concrete	325	010153149	2,80	24	MD
MEADRAIN EN 1500.RWH for changing the direction of flow- strand peak for all channels *)	Polymer concrete	320	010153151	3,30	1	MD

> **NOTE** The detailed explanation of the footnotes can be found on page 388.

MEA 150 TOPSLOT



012152887 / 012152889



012152899 / 012152896

MEA TSH 150 TOPSLOT

MEA TSH 150 TOPSLOT

MEA TSH 150 TOPSLOT suitable for channel systems **MEARIN PLUS/EXPERT 1500**, **MEADRAIN SV/SE/SG 1500**, **MEADRAIN SVF/SEF 1500** and **MEADRAIN EN 1500**. Covers all ranges of applications. Loading classes A 15 to E 600** according to EN 1433. Load capacity according to specification, when installed according to the MEA installation instructions.

MEA TSH 150 TOPSLOT lateral, neck height 160 mm, loading class E 600 **)

Article	Material	Length (mm)	Inlet sect. area Ø cm ² /m above	EAN-Code	kg/unit	unit/pallet	MG
MEA TSH 150.0 / 160 TOPSLOT-E 600-Galv.steel-1 m-lateral incl. 2 ductile iron grates **)	Galv. steel, Ductile iron	1000	96	012152887	17,60	1	GR
MEA TSH 150.1 / 160 TOPSLOT-E 600-Galv.steel-0.5 m-lateral incl. ductile iron grating **)	Galv. steel, Ductile iron	500	96	012152889	8,80	1	GR
MEA TSH 150.R / 160 Inspection element upper part-E 600-Galv. steel-0.5 m, additional grating necessary **)	Galv. steel	500	-	012152899	19,20	10	GR
MEA TSH 150.0 / 160 TOPSLOT-E 600-Stainl.steel-1 m-lateral incl. 2 ductile iron grates **)	Stainl. steel, Ductile iron	1000	96	012152891	17,60	1	GR
MEA TSH 150.1 / 160 TOPSLOT-E 600-Stainl.steel-0.5 m-lateral incl. ductile iron grating **)	Stainl. steel, Ductile iron	500	96	012152893	8,80	1	GR
MEA TSH 150.R / 160 Inspection element upper part-E 600-Stainl.steel-0.5 m **)	Stainl. steel	500	-	012152896	19,20	1	GR

> NOTE The detailed explanation of the footnotes can be found on page 388.

MEA TSH 150 TOPSLOT ACCESSORIES

MEA TSH TOPSLOT end caps

Article	Material	Height (mm)	EAN-Code	kg/unit	unit/pallet	MG
MEA TSH.SE End cap made of galvanised steel	Galv. steel	156	012159030	0,03	1	GR
MEA TSH.SE End cap made of stainless steel *)	Stainl. steel	156	012159031	0,03	1	GR

MEA TSH TOPSLOT accessories

Article	Material	EAN-Code	kg/unit	unit/pallet	MG
MEA TSH Construction cover-S, 1 m for TOPSLOT *)	Galv. steel	010159893	0,29	1	GR
MEA TSH Construction cover-R, 0.5 m for revision attachment *)	Galv. steel	010159895	0,16	1	GR
MEA TSH plastic caps for Inspection element upper part-thread for replacement delivery	PP	010152866	0,01	1	GR
MEA TSH quick connector for grating for replacement delivery	PP	010152900	0,01	1	GR
MEA TSH assembly tool- 2 items necessary	Galv. steel	010152858	0,19	1	GR

MEA 150 CHANNEL COVERS FOR MEA TSH 150 GULLIES

Exclusively for **MEA TSH 150 inspection top piece**, boltable, total width of the gratings 172 mm

MEA EN 150 Cover for MEA TSH 150 inspection element upper part, 4-fold boltable, loading classes up to F 900 **)

Article	Material	Length (mm)	Inlet sect. area Ø cm ² /m above	EAN-Code	kg/unit	unit/pallet	MG
MEA 150 Ductile iron slotted grating-D 400-0.5 m 12/154 bolt fixing required *)***)*****)	Ductile iron	500	630	010151173	6,20	130	MD
MEA 150 Ductile iron slotted grating-F 900-0.5 m 12/147 bolt fixing required *)***)*****)	Ductile iron	500	523	010151169	8,00	120	MD
MEA TSH 150/200/300 Grating locking bolt with washer for inspection element, 4 pieces/grating will be needed *)	Stainl. steel	-	-	010153104	0,02	1	GR

> **NOTE** The detailed explanation of the footnotes can be found on page 388.

MEA TSH 150 SLIMSLOT



MEA TSH 150 SLIMSLOT

MEA TSH 150 SLIMSLOT

MEA TSH 150 SlimSlot suitable for channel systems **MEARIN PLUS/EXPERT 1500, MEARIN PLUS F 1500, MEADRAIN EN 1500, MEADRAIN SV/SE/SG 1500** and **MEADRAIN SVF/SEF 1500**. Load capacity according to specification when installed according to MEA installation instructions.

MEA TSH 150 SLIMSLOT lateral, galvanised steel, neck height 160 mm

Article	Material	Length (mm)	Inlet sect. area Ø cm ² /m above	EAN-Code	kg/unit	unit/pallet	MG
MEA TSH SlimSlot 150 Offset galvanised steel 1 m ^{*)}	Galv. steel	1000	86,40	012159084	5,98		GR
MEA TSH SlimSlot 150 Offset galvanised steel 0.5 m ^{*)}	Galv. steel	500	43,20	012159085	2,96		GR
MEA TSH 150 TopSlot support frame 0.5 m ^{*)}	Ductile iron	500	-	012159028	5,83		GR
MEA TSH 150.R / 160 Inspection element upper part-E 600-Galv. steel-0.5 m, additional grating necessary ^{*)**)}	Galv. steel	500	-	012159102	19,20	10	GR

> **NOTE** The detailed explanation of the footnotes can be found on page 388.

MEA TSH 150 SLIMSLOT ACCESSORIES

MEA TSH TOPSLOT accessories

Article	Material	EAN-Code	kg/unit	unit/pallet	MG
MEA TSH Construction cover-S, 1 m for TOPSLOT *)	Galv. steel	010159893	0,29	1	GR
MEA TSH Construction cover-R, 0.5 m for revision attachment *)	Galv. steel	010159895	0,16	1	GR
MEA TSH plastic caps for Inspection element upper part-thread for replacement delivery	PP	010152866	0,01	1	GR
MEA TSH quick connector for grating for replacement delivery	PP	010152900	0,01	1	GR
MEA TSH assembly tool- 2 items necessary	Galv. steel	010152858	0,19	1	GR

MEA 150 CHANNEL COVERS FOR MEA TSH 150 GULLIES


Exclusively for **MEA TSH 150 inspection top piece**, boltable, total width of the gratings 172 mm

MEA EN 150 Cover for MEA TSH 150 inspection element upper part, 4-fold boltable, loading classes up to F 900 **)


Article	Material	Length (mm)	Inlet sect. area Ø cm ² /m above	EAN-Code	kg/unit	unit/pallet	MG
MEA 150 Ductile iron slotted grating-D 400-0.5 m 12/154 bolt fixing required *)***)****)	Ductile iron	500	630	010151173	6,20	130	MD
MEA 150 Ductile iron slotted grating-F 900-0.5 m 12/147 bolt fixing required *)***)****)	Ductile iron	500	523	010151169	8,00	120	MD
MEA TSH 150/200/300 Grating locking bolt with washer for inspection element, 4 pieces/grating will be needed *)	Stainl. steel	-	-	010153104	0,02	1	GR

> **NOTE** The detailed explanation of the footnotes can be found on page 388.

MEA 150 PROFIX CHANNEL COVERS




Ductile iron longitudinal bar grating



Ductile iron slotted grating



Ductile iron solid cover



Ductile iron grating WAVE

MEA EN 150 PROFIX CHANNEL COVERS

With non-bolted PROFIX channel cover securement. Suitable for the system **MEADRAIN EN 1500**. For drainage channel body and gully, total width of the grates 173 mm. Loading classes C 250 to F 900** according to EN 1433.

MEA EN 150 channel covers, loading class C 250 with PROFIX non-bolted cover securement

Article	Material	Length (mm)	Inlet sect. area Ø cm ² /m above	EAN-Code	kg/unit	unit/pallet	MG
MEA EN 150 Ductile iron slotted grating-C 250-0.5 m 12/149 PX ^{*)} ^{****)}	Ductile iron	500	626	010153153	5,30	104	MD

MEA EN 150 channel covers, Loading class D 400 with PROFIX non-bolted cover securement ^{**) (****)}

Article	Material	Length (mm)	Inlet sect. area Ø cm ² /m above	EAN-Code	kg/unit	unit/pallet	MG
MEA EN 150 Ductile iron slotted grating-D 400-0.5 m 12/149 PX ^{*)} ^{**) (****)}	Ductile iron	500	626	010153155	6,57	104	MD
MEA EN 150 Ductile iron WAVE grating-D 400-0.5 m 24.7/19.8 mm PX ^{*) (**) (****)}	Ductile iron	500	770	010153156	7,08	104	MD
MEA EN 150 Ductile iron solid cover-D 400-0.5 m PX ^{*) (**) (****)}	Ductile iron	500	-	010153157	7,73	104	MD

MEA EN 150 channel covers, Loading class E 600 with PROFIX non-bolted cover securement ^{**) (****)}

Article	Material	Length (mm)	Inlet sect. area Ø cm ² /m above	EAN-Code	kg/unit	unit/pallet	MG
MEA EN 150 Ductile iron longitudinal bar grating-E 600-0.5 m 35/7.7 PX, heelguard ^{20) *) (**) (****)}	Ductile iron	500	560	010152547	7,47	104	MD

MEA EN 150 channel covers, loading class F 900, ductile iron with PROFIX non-bolted cover securement ^{**) (****)}

Article	Material	Length (mm)	Inlet sect. area Ø cm ² /m above	EAN-Code	kg/unit	unit/pallet	MG
MEA 150 Ductile iron slotted grating-F 900-0.5 m 12/146 PX ^{*) (**) (****)}	Ductile iron	500	614	010151171	8,86	104	MD

Grid hook

Article	Material	EAN-Code	kg/unit	unit/pallet	MG
MEADRAIN/MEARIN Grid hook	Galv. steel	010152115	0,23	1	GR

> **NOTE** The detailed explanation of the footnotes can be found on page 388.

MEA EN 150 4-FOLD BOLTED CHANNEL COVERS

With 4-fold bolted channel securement. Suitable for system **MEADRAIN EN 1500**, with longitudinal shift protection, grating protection optionally available. For drainage channel body and silt box. Total width of the grates 173 mm. Loading classes D 400 to F 900** according to EN 1433.

MEA EN 150 channel covers, loading class D 400, 4-fold bolted **)

Article	Material	Length (mm)	Inlet sect. area Ø cm ² /m above	EAN-Code	kg/unit	unit/pallet	MG
MEA 150 Ductile iron slotted grating-D 400-0.5 m 12/154 bolt fixing required ^{*)***)****)}	Ductile iron	500	630	010151173	6,20	130	MD

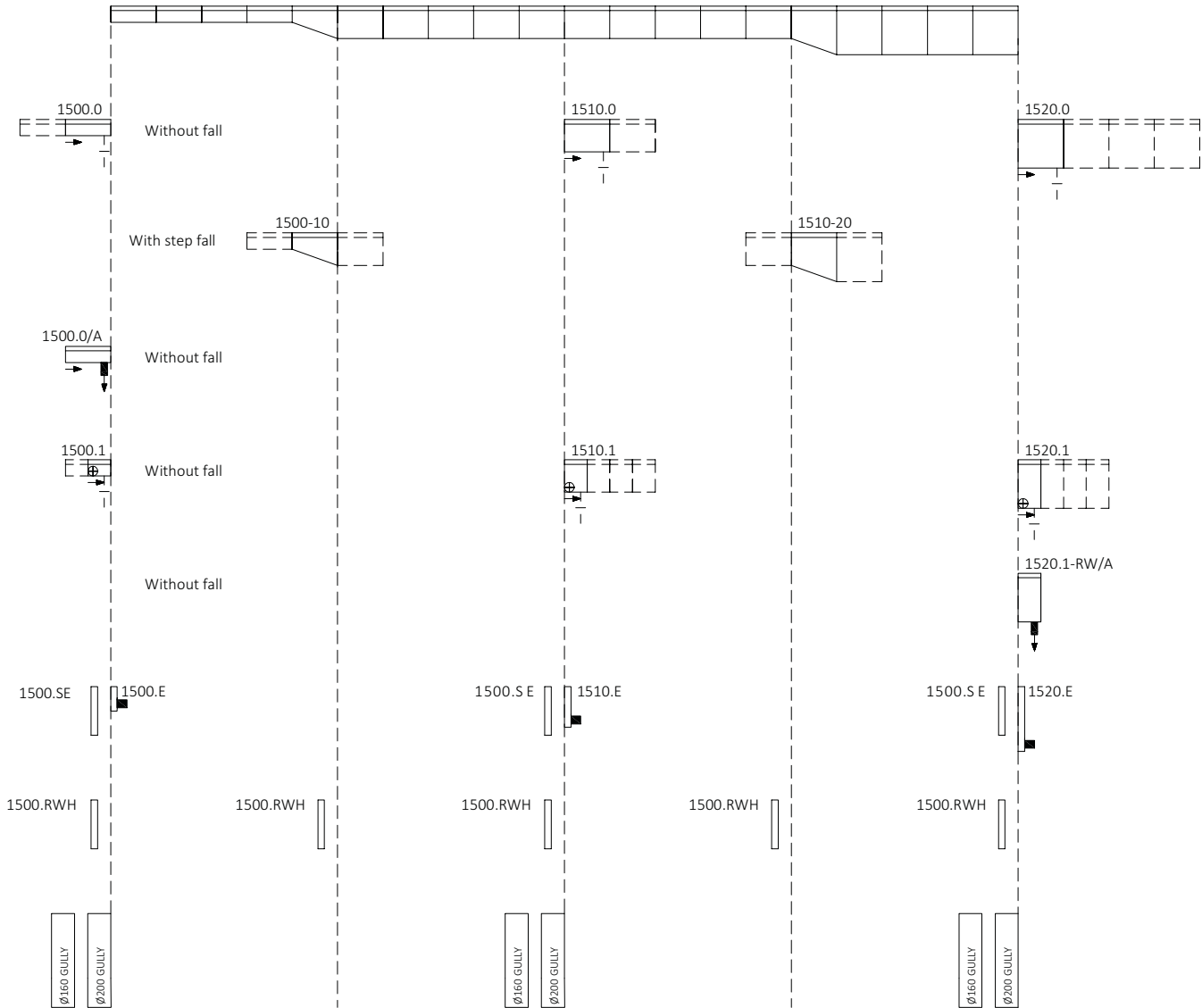
MEA EN 150 Channel covers, loading class F 900, 4-fold bolted **)

Article	Material	Length (mm)	Inlet sect. area Ø cm ² /m above	EAN-Code	kg/unit	unit/pallet	MG
MEA 150 Ductile iron slotted grating-F 900-0.5 m 12/147 bolt fixing required ^{*)***)****)}	Ductile iron	500	523	010151169	8,00	120	MD

Grating fixing mechanism

Article	Material	EAN-Code	kg/unit	unit/pallet	MG
MEADRAIN EN Galv.steel grating locking mechanism for all grating widths, 4 pieces/grating with 20NM torque will be needed	Galv. steel	010153096	0,02	1	MD
MEADRAIN EN Stainl.steel grating locking mechanism for all grating widths, 4 pieces/grating with 20NM torque will be needed ^{*)}	Stainl. steel	010153098	0,02	1	MD

MEADRAIN EN 1500 according to DIN EN1433



- = Flow direction
- = Closed end cap for channel start and end
- = End cap with outlet for channel end
- = Connection option for vertical drain
- = With tight formed-in drain outlet
- = Connection option for corner-, t- and cross-connections
- = Plate for change of flow direction - strand peak for channel
- = Plate for change of flow direction - strand low point for channel

Glass-fibre-reinforced composite

Recycled plastic

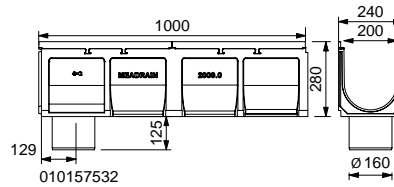
Polymer concrete

Metal

Rainwater treatment

Other

MEADRAIN EN 2000 CHANNEL



MEADRAIN EN 2000 channel

MEADRAIN ENF 2000 SHALLOW DRAINAGE CHANNEL

WITH AN INTEGRATED DUCTILE IRON FRAME AND SEALING JOINT ACCORDING TO EN 1433

Clear width of the shallow channel body 200 mm, total width 240 mm. Suitable for channel covers **MEA 200 PROFIX**, **MEA 200 4-fold bolted** and **MEA TSH 200 TOPSLOT**. For the realisation of water level slopes. Loading classes A 15 to F 900** according to EN 1433. General Building Authority Approval Z- 74.4- 28

MEADRAIN ENF 2000 shallow drainage channel body without fall, loading classes up to F 900 **)

Article	Length (mm)	Height (mm)	EAN-Code	kg/unit	unit/pallet	MG
MEADRAIN ENF 2000.0 shallow drainage channel body ^{1)*) **)}	1000	100	010154611	21,81	24	MD
MEADRAIN ENF 2000.0/A shallow drainage channel body with connector \varnothing 110 mm ^{8)*) **)}	1000	100	010154613	20,10	18	MD
MEADRAIN ENF 2000.1 shallow drainage channel body ^{9)*) **)}	500	100	010154615	9,80	48	MD
MEADRAIN ENF 2000.0/220 shallow drainage channel body ^{5)*) **)}	1000	220	010157285	28,24	12	MD

MEADRAIN EN 2000 DRAINAGE CHANNEL WITHOUT FALL WITH AN INTEGRATED DUCTILE IRON FRAME AND SEALING JOINT ACCORDING TO EN 1433

Clear width of the channel body 200 mm, total width 240 mm. Suitable for channel covers **MEA EN 200 PROFIX**, **MEA EN 200 4-fold boltable** and **MEA TSH 200 TOPSLOT**. For the realisation of water level slopes and step slopes. Loading classes A 15 to F 900** according to EN 1433. Load capacity according to specification, when installed according to the MEA installation instructions. General Building Authority Approval Z- 74.4- 28

MEADRAIN EN 2000 complete channel, loading classes up to D 400 **)

Article	Length (mm)	Height (mm)	EAN-Code	kg/unit	unit/pallet	MG
MEADRAIN EN 2000 complete channel with ductile iron slotted grating-D 400-bolt fixing required **)	1000	280	010712726	53,00	9	MD

MEADRAIN EN 2000 Drainage channel body without fall, loading classes up to F 900 **)

Article	Length (mm)	Height (mm)	EAN-Code	kg/unit	unit/pallet	MG
MEADRAIN EN 2000.0 Drainage channel body ^{5) **)}	1000	280	010157531	36,35	9	MD
MEADRAIN EN 2000.0/A Drainage channel with tight formed-in flanged drain outlet Ø 160 mm ^{9) **)}	1000	280	010157532	35,45	9	MD
MEADRAIN EN 2000.1 Drainage channel body ^{5) 14) **)}	500	280	010157533	18,25	18	MD
MEADRAIN EN 2010.0 Drainage channel body ^{5) **)}	1000	330	010157535	41,75	9	MD
MEADRAIN EN 2010.1 Drainage channel body ^{5) 14) **)}	500	330	010157537	21,00	18	MD
MEADRAIN EN 2020.0 Drainage channel body ^{5) **)}	1000	380	010157539	45,45	9	MD
MEADRAIN EN 2020.1 Drainage channel body ^{5) 14) **)}	500	380	010157541	23,50	18	MD
MEADRAIN EN 2020.1RW/A Drainage channel with tight formed-in flanged drain outlet Ø 160 mm ^{9) 14) 15) **)}	500	380	010157543	22,00	12	MD

MEADRAIN EN 2000 POLYMER CONCRETE CHANNEL BODY WITH SLOPE (5.0%) WITH INTEGRATED DUCTILE IRON FRAME AND SEALING JOINT ACCORDING TO EN 1433

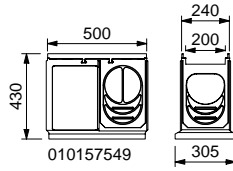
Clear width of the channel body 200 mm, total width 240 mm. Suitable for drainage channel covers **MEA EN 200 PROFIX**, **TOPSLOTS TSH 200** and **MEA EN 200 4-fold boltable**. For the realisation of a step slope (5.0%). Loading classes A 15 to F 900** according to EN 1433. **General Building Authority Approval Z - 74.4 - 28**

MEADRAIN EN 2000 Drainage channel body as connecting pieces, for the realisation of stepped falls, loading classes up to F 900 **)

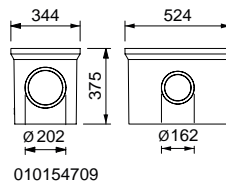
Article	Length (mm)	Height (mm)	Height 2 (mm)	EAN-Code	kg/unit	unit/pallet	MG
MEADRAIN EN 2000-10 channel for step slope with 5% slope **)	1000	280	330	010157545	39,00	9	MD
MEADRAIN EN 2010-20 channel for step slope with 5% slope **)	1000	330	380	010157547	43,48	9	MD

> **NOTE** The detailed explanation of the footnotes can be found on page 388.

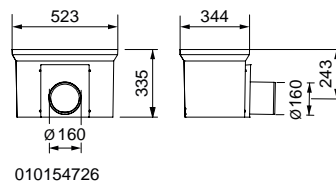
MEADRAIN EN 2000 ACCESSORIES



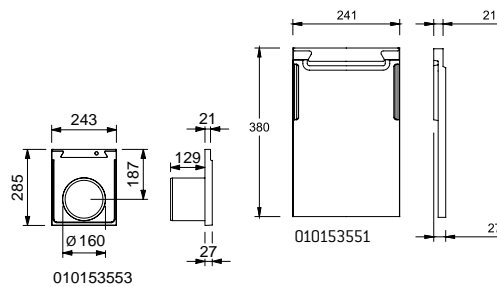

MEADRAIN EN 2000 SK-OT



MEADRAIN EN 2000 SK-ZT



MEADRAIN EN 2000 SK-UT short



MEADRAIN EN 2000 end caps

MEADRAIN EN AND ENF 2000 ACCESSORIES

General Building Authority Approval Z- 74.4- 28

MEADRAIN EN 2000 Gully **)

Article	Length (mm)	Height (mm)	EAN-Code	kg/unit	unit/pallet	MG
MEADRAIN EN 2000 SK-OT Gully upper part open on both sides for low constructive height **)	500	430	010157549	25,52	12	MD
MEA SK-ZT Gully intermediate part made of polymer concrete for a height extension	524	375	010154709	23,31	12	MD
MEA SK-UT short Gully lower part, with integrated drain outlet Ø 160 mm	524	335	010154726	25,16	4	MD
MEA SK-UT short Gully lower part, with integrated drain outlet Ø 200 mm	524	335	010154728	27,00	4	MD
MEADRAIN EN/DM 2000 galv. sediment bucket for gully	-	-	010154717	3,89	1	MD

MEADRAIN ENF 2000 End caps for shallow channel

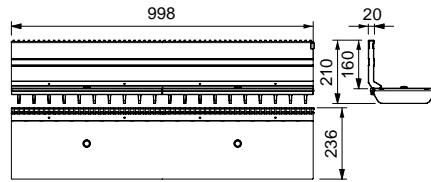
Article	Material	Height (mm)	EAN-Code	kg/unit	unit/pallet	MG
MEADRAIN ENF 2000.SE End cap for shallow channel start/end *)	Polymer concrete	100	010154617	1,13	230	MD
MEADRAIN ENF 2000.0/220.E End cap with HD-PE connector Ø 160 mm for channel end, suitable for shallow channel EN 2000.0/220 *)	Polymer concrete	220	010157287	2,45	1	MD

MEADRAIN EN 2000 End caps

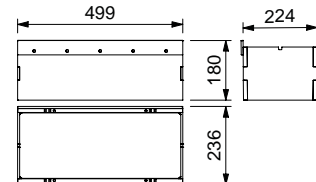
Article	Material	Height (mm)	EAN-Code	kg/unit	unit/pallet	MG
MEADRAIN EN 2000.SE End cap for the beginning and end of the channel, suitable for all heights	Polymer concrete	380	010153551	2,89	50	MD
MEADRAIN EN 2000.E End cap for the end of the channel with HD-PE connector Ø 160 mm, suitable for channel EN 2000	Polymer concrete	285	010153553	3,27	18	MD
MEADRAIN EN 2010.E End cap for the end of the channel with HD-PE connector Ø 160 mm, suitable for channel EN 2010 *)	Polymer concrete	335	010153555	3,81	15	MD
MEADRAIN EN 2020.E End cap for the end of the channel with HD-PE connector Ø 160 mm, suitable for channel EN 2020 *)	Polymer concrete	385	010153557	4,50	1	MD
MEADRAIN EN 2000.RWH End cap for changing the direction of flow- strand peak for all channels *)	Polymer concrete	-	010153559	5,50	1	MD

> **NOTE** The detailed explanation of the footnotes can be found on page 388.

MEA TSH 200 TOPSLOT



012152861



012152874

MEA TSH 200 TOPSLOT

MEA TSH 200 TOPSLOT

MEA TSH 200 TOPSLOT suitable for the systems **MEARIN PLUS/EXPERT 2000**, **MEARIN PLUS F 2000**, **MEADRAIN EN 2000**, **MEADRAIN SV/SE/SG 2000** and **MEADRAIN SVF/SEF 2000**. Covers all ranges of applications. Loading class A 15 to E 600** according to EN 1433. Load capacity according to specification, when installed according to the MEA installation instructions.

MEA TSH 200 TOPSLOT lateral, neck height 160 mm, loading class E 600 **)

Article	Material	Length (mm)	Inlet sect. area Ø cm ² /m above	EAN-Code	kg/unit	unit/pallet	MG
MEA TSH 200.0 / 160 TOPSLOT-E 600-Galv.steel-1 m-lateral incl. 2 ductile iron grates **)	Galv. steel, Ductile iron	1000	96	012152861	21,40	1	GR
MEA TSH 200.1 / 160 TOPSLOT-E 600-Galv.steel-0.5 m-lateral incl. ductile iron grating **)	Galv. steel, Ductile iron	500	96	012152863	10,70	1	GR
MEA TSH 200.R / 160 Galv.steel Inspection element upper part E 600-0.5 m, additional grating necessary **)	Galv. steel	500	-	012152874	19,90	1	GR
MEA TSH 200.0 / 160 TOPSLOT-E 600-Stainl.steel-1 m-lateral incl. 2 ductile iron grates **)	Stainl. steel, Ductile iron	1000	96	012152867	21,40	1	GR
MEA TSH 200.1 / 160 TOPSLOT-E 600-Stainl.steel-0.5 m-lateral incl. ductile iron grating **)	Stainl. steel, Ductile iron	500	96	012152869	10,70	1	GR
MEA TSH 200.R / 160 Stainl.steel Inspection element upper part E 600-0.5 m, additional grating necessary **)	Stainl. steel	500	-	012152876	19,90	1	GR

> NOTE The detailed explanation of the footnotes can be found on page 388.

MEA TSH 200 TOPSLOT ACCESSORIES

MEA TSH TOPSLOT end caps

Article	Material	Height (mm)	EAN-Code	kg/unit	unit/pallet	MG
MEA TSH.SE End cap made of galvanised steel	Galv. steel	156	012159030	0,03	1	GR
MEA TSH.SE End cap made of stainless steel ^{*)}	Stainl. steel	156	012159031	0,03	1	GR

MEA TSH TOPSLOT accessories

Article	Material	EAN-Code	kg/unit	unit/pallet	MG
MEA TSH Construction cover-S, 1 m for TOPSLOT ^{*)}	Galv. steel	010159893	0,29	1	GR
MEA TSH Construction cover-R, 0.5 m for revision attachment ^{*)}	Galv. steel	010159895	0,16	1	GR
MEA TSH plastic caps for Inspection element upper part-thread for replacement delivery	PP	010152866	0,01	1	GR
MEA TSH quick connector for grating for replacement delivery	PP	010152900	0,01	1	GR
MEA TSH assembly tool- 2 items necessary	Galv. steel	010152858	0,19	1	GR

COVERS FOR MEA TSH 200 INSPECTION ELEMENT UPPER PARTS

Boltable covers exclusively for **MEA TSH 200 inspection elements**, total width of the grates 222 mm. loading classes A 15 to E 600** according to EN 1433.

MEA EN 200 Cover for MEA TSH 200 inspection element upper part, 4-fold boltable, loading classes up to E 600 **)

Article	Material	Length (mm)	Inlet sect. area Ø cm ² /m above	EAN-Code	kg/unit	unit/pallet	MG
MEA EN 200 Ductile iron slotted grating-D 400-0.5 m 18/96 bolt fixing required ^{*)***)****)}	Ductile iron	500	962	010154236	7,27	54	MD
MEA EN 200 Ductile iron slotted grating-E 600-0.5 m 18/96 bolt fixing required ^{*)***)****)}	Ductile iron	500	962	010154124	8,57	96	MD
MEA TSH 150/200/300 Grating locking bolt with washer for inspection element, 4 pieces/grating will be needed ^{*)}	Stainl. steel	-	-	010153104	0,02	1	GR

> **NOTE** The detailed explanation of the footnotes can be found on page 388.

MEA TSH 200 SLIMSLOT



MEA TSH 200 SLIMSLOT

MEA TSH 200 SLIMSLOT

MEA TSH 200 SLIMSLOT suitable for channel systems **MEARIN PLUS/EXPERT 2000, MEARIN PLUS F 2000, MEADRAIN EN 2000, MEADRAIN SV/SE/SG 2000** and **MEADRAIN SVF/SEF 2000**. Load capacity according to specification when installed according to MEA installation instructions.

MEA TSH 200 SLIMSLOT lateral, galvanised steel, neck height 160 mm

Article	Material	Length (mm)	Inlet sect. area Ø cm ² /m above	EAN-Code	kg/unit	unit/pallet	MG
MEA TSH SlimSlot 200 Offset galvanised steel 1 m ^{*)}	Galv. steel	1000	86,40	012159092	6,69		GR
MEA TSH SlimSlot 200 Offset galvanised steel 0.5 m ^{*)}	Galv. steel	500	43,20	012159093	3,26		GR
MEA TSH 200 TopSlot support frame 0.5 m ^{*)}	Ductile iron	500	-	012159003	7,50		GR
MEA TSH 200.R / 160 Galv.steel Inspection element upper part E 600-0.5 m, additional grating necessary ^{*)**)}	Galv. steel	500	-	012159104	19,90	1	GR

> **NOTE** The detailed explanation of the footnotes can be found on page 388.

MEA TSH 200 SLIMSLOT ACCESSORIES

MEA TSH TOPSLOT accessories

Article	Material	EAN-Code	kg/unit	unit/pallet	MG
MEA TSH Construction cover-S, 1 m for TOPSLOT *)	Galv. steel	010159893	0,29	1	GR
MEA TSH Construction cover-R, 0.5 m for revision attachment *)	Galv. steel	010159895	0,16	1	GR
MEA TSH plastic caps for Inspection element upper part-thread for replacement delivery	PP	010152866	0,01	1	GR
MEA TSH quick connector for grating for replacement delivery	PP	010152900	0,01	1	GR
MEA TSH assembly tool- 2 items necessary	Galv. steel	010152858	0,19	1	GR

MEA 200 CHANNEL COVERS FOR MEA TSH 200 GULLIES


With bolted cover. Exclusively for **MEA TSH 200 inspection top piece**. Total width of the gratings 222 mm

MEA EN 200 Cover for MEA TSH 200 inspection element upper part, 4-fold boltable, loading classes up to E 600 **)


Article	Material	Length (mm)	Inlet sect. area Ø cm ² /m above	EAN-Code	kg/unit	unit/pallet	MG
MEA EN 200 Ductile iron slotted grating-D 400-0.5 m 18/96 bolt fixing required *)**) *****)	Ductile iron	500	962	010154236	7,27	54	MD
MEA EN 200 Ductile iron slotted grating-E 600-0.5 m 18/96 bolt fixing required *)**) *****)	Ductile iron	500	962	010154124	8,57	96	MD
MEA TSH 150/200/300 Grating locking bolt with washer for inspection element, 4 pieces/grating will be needed *)	Stainl. steel	-	-	010153104	0,02	1	GR

> **NOTE** The detailed explanation of the footnotes can be found on page 388.

MEA EN 200 PROFIX CHANNEL COVERS




Ductile iron longitudinal bar grating



Ductile iron slotted grating



Ductile iron solid cover



Ductile iron grating WAVE

MEA EN 200 PROFIX CHANNEL COVERS

With non-bolted PROFIX channel cover securement. Suitable for the system **MEADRAIN EN 2000**. For drainage channel body and gully, total width of the gratings 222 mm. Loading classes C 250 to F 900** according to EN 1433.

MEA EN 200 Channel covers, loading class C 250 with non-bolted PROFIX channel cover securement

Article	Material	Length (mm)	Inlet sect. area Ø cm ² /m above	EAN-Code	kg/unit	unit/pallet	MG
MEA EN 200 Ductile iron slotted grating-C 250-0.5 m 18/95 PX ^{*)***)****)}	Ductile iron	500	1077	010153561	6,84	54	MD

MEA EN 200 Channel covers, loading class D 400 with non-bolted PROFIX channel cover securement ^{**) **)}

Article	Material	Length (mm)	Inlet sect. area Ø cm ² /m above	EAN-Code	kg/unit	unit/pallet	MG
MEA EN 200 Ductile iron slotted grating-D 400-0.5 m 18/95 PX ^{*)***)****)}	Ductile iron	500	1077	010153563	7,19	54	MD
MEA EN 200 Ductile iron solid cover-D 400-0.5 m PX ^{*)***)****)}	Ductile iron	500	-	010153567	8,69	54	MD

MEA EN 200 Channel covers, loading class E 600 with non-bolted PROFIX channel cover securement ^{**) **)}

Article	Material	Length (mm)	Inlet sect. area Ø cm ² /m above	EAN-Code	kg/unit	unit/pallet	MG
MEA EN 200 Ductile iron slotted grating-E 600-0.5 m 18/96 PX ^{*)***)****)}	Ductile iron	500	1077	010154126	8,60	54	MD
MEA EN 200 Ductile iron longitudinal bar grating-E 600-0.5 m 34/7.7 PX, heelguard ^{20)*)***)****)}	Ductile iron	500	680	010152549	10,68	54	MD
MEA EN 200 Ductile iron WAVE grating-E 600-0.5 m 19/24 PX ^{*)***)****)}	Ductile iron	500	1004	010153565	10,26	54	MD

MEA EN 200 Channel covers, loading class F 900 with non-bolted PROFIX channel cover securement ^{**) **)}

Article	Material	Length (mm)	Inlet sect. area Ø cm ² /m above	EAN-Code	kg/unit	unit/pallet	MG
MEA EN 200 Ductile iron slotted grating-F 900-0.5 m 17/94 PX ^{*)***)****)}	Ductile iron	500	1016	010154239	11,40	54	MD
MEA EN 200 Ductile iron longitudinal bar grating-F 900-0.5 m 29/7.7 PX, heelguard ^{20)*)***)****)}	Ductile iron	500	680	010152568	12,81	54	MD

Grid hook

Article	Material	EAN-Code	kg/unit	unit/pallet	MG
MEADRAIN/MEARIN Grid hook	Galv. steel	010152115	0,23	1	GR

> **NOTE** The detailed explanation of the footnotes can be found on page 388.

MEA EN 200 4-FOLD BOLTED CHANNEL COVERS

Suitable for the system **MEADRAIN EN 2000**, grating protection optionally available. For drainage channel body and gully, total width of the grates 222 mm. Loading classes D 400 to F 900** according to EN 1433.

MEA EN 200 Channel covers, loading class D 400, 4-fold bolted **)

Article	Material	Length (mm)	Inlet sect. area Ø cm ² /m above	EAN-Code	kg/unit	unit/pallet	MG
MEA EN 200 Ductile iron slotted grating-D 400-0.5 m 18/96 bolt fixing required *)**)(****)	Ductile iron	500	962	010154236	7,27	54	MD

MEA EN 200 Channel covers, loading class E 600, 4-fold bolted **)

Article	Material	Length (mm)	Inlet sect. area Ø cm ² /m above	EAN-Code	kg/unit	unit/pallet	MG
MEA EN 200 Ductile iron slotted grating-E 600-0.5 m 18/96 bolt fixing required *)**)(****)	Ductile iron	500	962	010154124	8,57	96	MD

MEA EN 200 Channel covers, loading class F 900, 4-fold bolted **)

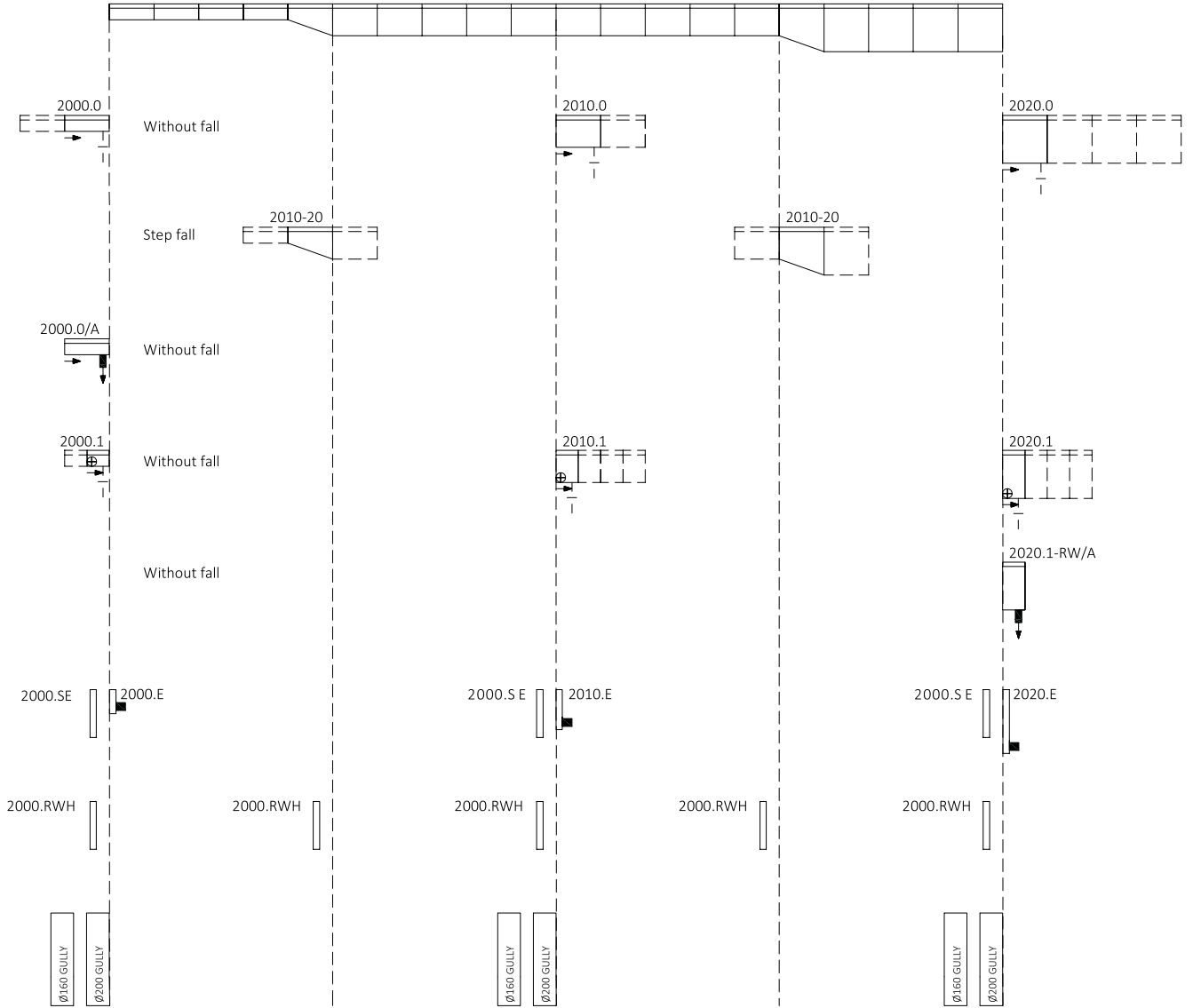
Article	Material	Length (mm)	Inlet sect. area Ø cm ² /m above	EAN-Code	kg/unit	unit/pallet	MG
MEA EN 200 Ductile iron slotted grating-F 900-0.5 m 17/94 bolt fixing required *)**)(****)	Ductile iron	500	960	010154237	11,20	80	MD

Grating fixing mechanism

Article	Material	EAN-Code	kg/unit	unit/pallet	MG
MEADRAIN EN Galv.steel grating locking mechanism for all grating widths, 4 pieces/grating with 20NM torque will be needed	Galv. steel	010153096	0,02	1	MD
MEADRAIN EN Stainl.steel grating locking mechanism for all grating widths, 4 pieces/grating with 20NM torque will be needed *)	Stainl. steel	010153098	0,02	1	MD

> **NOTE** The detailed explanation of the footnotes can be found on page 388.

MEADRAIN EN 2000 according to DIN EN1433



⊥ = Connection option for vertical drain

▬ = With tight formed-in drain outlet

⊕ = Connection option for corner-, t- and cross- connections

→ = Flow direction

▬ = Closed end cap for channel start and end

▬ = End cap with outlet for channel end

RWH = Plate for change of flow direction - strand peak for channel

RWT = Plate for change of flow direction - strand low point for channel

Glass-fibre-reinforced composite

Recycled plastic

Polymer concrete

Metal

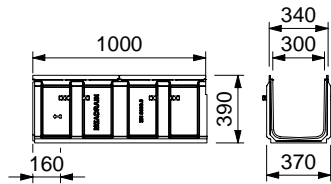
Rainwater treatment

Other

MEADRAIN EN DRAINAGE SYSTEM | CW 300

A 15 B 125 C 250 D 400** E 600** F 900**

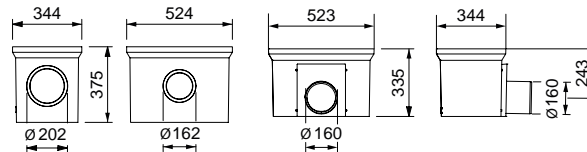
MEADRAIN EN 3000 DRAINAGE SYSTEM



010153571

MEADRAIN EN 3000 drainage channel

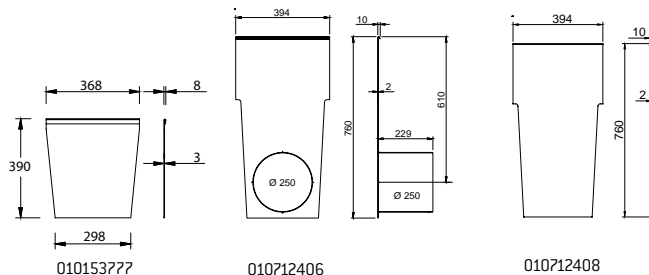
MEADRAIN EN 3000 ACCESSORIES



010154709

010154726

MEA SK-ZT , MEA SK-UT



010153777

010712406

010712408

MEADRAIN EN 3000/ EN 3020 end caps

MEADRAIN EN 3000 DRAINAGE CHANNEL WITHOUT FALL WITH AN INTEGRATED DUCTILE IRON FRAME

Clear width of the drainage channel body 300 mm, total width 370 mm. Suitable for channel covers **MEA EN 300 PROFIX** and **MEA EN 300 4-fold bolted**. For the realisation of water level slopes. Loading classes A 15 to F 900** according to EN 1433. Load capacity according to specification, when installed according to the MEA installation instructions. General Building Authority Approval Z- 74.4- 28

MEADRAIN EN 3000 Drainage channel body without fall, loading classes up to F 900 **)

Article	Length (mm)	Height (mm)	EAN-Code	kg/unit	unit/pallet	MG
MEADRAIN EN 3000.0 Drainage channel body 1 m **)	1000	390	010153571	63,10	6	MD
MEADRAIN EN 3000.1 Drainage channel body 0.5 m **)	500	390	010153573	25,93	12	MD
MEADRAIN EN 3000.1 RWA Drainage channel body for change of drain direction 0.5 m **)	500	390	010153575	27,80	1	MD
MEADRAIN EN 3020.0 Drainage channel body 1 m **)	1000	490	010153591	73,10	6	MD
MEADRAIN EN 3020.1 Drainage channel body 0.5 m **)	500	490	010153593	30,52	8	MD

MEADRAIN EN 3000 ACCESSORIES

MEADRAIN EN 3000 Gully **)


Article	Length (mm)	Height (mm)	EAN-Code	kg/unit	unit/pallet	MG
MEADRAIN EN 3000 / EN 3020 SK-OT Gully upper part	500	540	010153577	38,50	8	MD
MEA SK-ZT Gully intermediate part made of polymer concrete for a height extension	524	375	010154709	23,31	12	MD
MEA SK-UT short Gully lower part, with integrated drain outlet Ø 160 mm	524	335	010154726	25,16	4	MD
MEA SK-UT short Gully lower part, with integrated drain outlet Ø 200 mm	524	335	010154728	27,00	4	MD
MEA Gully plastic Sediment bucket-short for gully with gully upper and lower part	-	-	010154714	1,90	60	MD
MEA Gully plastic Sediment bucket-long. For gully with gully upper, intermediate and lower part. *)	-	-	010154718	2,50	40	MD

MEADRAIN EN 3000 End caps

Article	Material	Height (mm)	EAN-Code	kg/unit	unit/pallet	MG
MEADRAIN EN 3000 / EN 3020.SE End cap for channel start/end	Polymer concrete	369	010153579	5,40	1	MD
MEADRAIN EN 3000.E End cap with HD-PE connector Ø 200 mm for channel end	Polymer concrete	390	010153581	5,30	1	MD
MEADRAIN EN 3000.RWH End cap for changing the direction of flow- strand peak	Polymer concrete	-	010153583	5,40	1	MD

> **NOTE** The detailed explanation of the footnotes can be found on page 388.

MEA EN 300 PROFIX CHANNEL COVERS



Ductile iron longitudinal bar grating



Ductile iron slotted grating
(4-fold bolted)

MEA EN 300 PROFIX CHANNEL COVERS

With non-bolted PROFIX channel cover securement. Suitable for the system **MEADRAIN EN 3000**. With longitudinal shift protection. For drainage channel body and gully, total width of grates 346 mm. Loading classes C 250 to F 900** according to EN 1433.

MEA EN 300 Channel covers, loading class C 250 with non-bolted PROFIX channel cover securement

Article	Material	Length (mm)	Inlet sect. area Ø cm ² /m above	EAN-Code	kg/unit	unit/pallet	MG
MEA EN 300 Ductile iron slotted grating-C 250-0.5 m 18/143 PX *)****)	Ductile iron	500	-	010153585	13,84	30	MD

MEA EN 300 Channel covers, loading class D 400 with non-bolted PROFIX channel cover securement **)

Article	Material	Length (mm)	Inlet sect. area Ø cm ² /m above	EAN-Code	kg/unit	unit/pallet	MG
MEA EN 300 Ductile iron slotted grating-D 400-0.5 m 18/143 PX *)***)****)	Ductile iron	500	-	010153589	19,32	30	MD
MEA EN 300 Ductile iron solid cover-D 400-0.5 m PX *)***)****)	Ductile iron	500	-	010153587	18,54	30	MD

MEA EN 300 Channel covers, loading class F 900 with non-bolted PROFIX channel cover securement **)

Article	Material	Length (mm)	Inlet sect. area Ø cm ² /m above	EAN-Code	kg/unit	unit/pallet	MG
MEA EN 300 Ductile iron slotted grating-F 900-0.5 m 16/143 PX *)***)****)	Ductile iron	500	-	010154855	24,80	30	MD

> **NOTE** The detailed explanation of the footnotes can be found on page 388.

MEA EN 300 4-FOLD BOLTED CHANNEL COVERS

With 4-fold bolted channel securement. Suitable for the system **MEADRAIN EN 3000**. For drainage channel body and gully, total width of the grates 322 mm. Loading classes D 400 to F 900** according to EN 1433.

MEA EN 300 Channel covers, loading class D 400, 4-fold bolted **)

Article	Material	Length (mm)	Inlet sect. area Ø cm ² /m above	EAN-Code	kg/unit	unit/pallet	MG
MEA 300 Ductile iron slotted grating-D 400-0.5 m 18/143 bolt fixing required ^{*)**)} ****)	Ductile iron	500	-	010154849	16,09	54	MD

MEA EN 300 Channel covers, loading class E 600, 4-fold bolted **)

Article	Material	Length (mm)	Inlet sect. area Ø cm ² /m above	EAN-Code	kg/unit	unit/pallet	MG
MEA EN 300 Ductile iron slotted grating-E 600-0.5 m 18/144 bolt fixing required ^{*)**)} ****)	Ductile iron	500	1620	010154865	19,10	48	MD

MEA EN 300 Channel covers, loading class F 900, 4-fold bolted **)

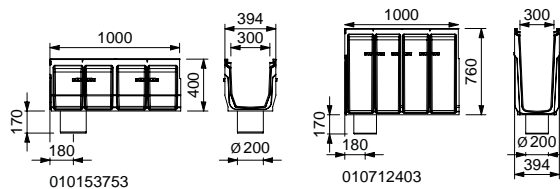
Article	Material	Length (mm)	Inlet sect. area Ø cm ² /m above	EAN-Code	kg/unit	unit/pallet	MG
MEA 300 Ductile iron slotted grating-F 900-0.5 m 16/145 bolt fixing required ^{*)**)} ****)	Ductile iron	500	-	010154853	25,00	30	MD

Grid hook

Article	Material	EAN-Code	kg/unit	unit/pallet	MG
MEADRAIN/MEARIN Grid hook	Galv. steel	010152115	0,23	1	GR

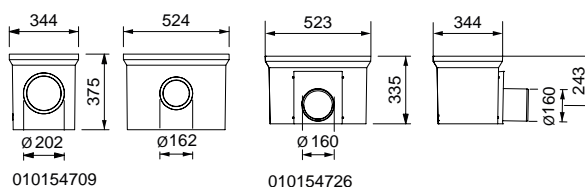
> **NOTE** The detailed explanation of the footnotes can be found on page 388.

MEADRAIN ENS 3000 / ENS 3070 DRAINAGE SYSTEM

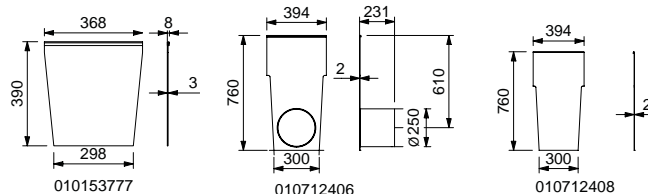


MEADRAIN ENS 3000/ENS 3070
drainage channels

MEADRAIN ENS 3000/ENS 3070 ACCESSOIRES



MEA SK-ZT, MEA SK-UT short



MEADRAIN ENS 3000/ENS 3070
End caps

MEADRAIN ENS 3000 AND ENS 3070 POLYMER CONCRETE DRAINAGE CHANNEL WITHOUT FALL WITH AN INTEGRATED DUCTILE IRON FRAME AND SEALING JOINT ACCORDING TO EN 1433

Clear width of the drainage channel body 300 mm, total width 394 mm. Suitable for channel covers **MEA ENS 300 PROFIX** and **MEA ENS 300 4-fold boltable**. For the realisation of water level slopes. Loading classes A 15 to F 900** according to EN 1433. Load capacity according to specification, when installed according to the MEA installation instructions. General Building Authority Approval Z- 74.4- 28

MEADRAIN ENS 3000 Drainage channel body without fall, loading classes up to F 900 **)

Article	Length (mm)	Height (mm)	EAN-Code	kg/unit	unit/pallet	MG
MEADRAIN ENS 3000.0 Drainage channel body ⁶⁾ **)	1000	400	010153751	67,07	6	MD
MEADRAIN ENS 3000.0/A Drainage channel body with tight formed-in flanged drain outlet \varnothing 200 mm ¹⁰⁾ **)	1000	400	010153753	67,00	6	MD
MEADRAIN ENS 3000.1 Drainage channel body ⁶⁾ **)	500	400	010153755	33,41	12	MD

> **NOTE** The detailed explanation of the footnotes can be found on page 388.

MEADRAIN ENS 3000 AND ENS 3070 POLYMER CONCRETE DRAINAGE CHANNEL WITHOUT FALL WITH AN INTEGRATED DUCTILE IRON FRAME AND SEALING JOINT ACCORDING TO EN 1433

Clear width of the drainage channel body 300 mm, total width 394 mm. Suitable for channel covers **MEA ENS 300 PROFIX** and **MEA ENS 300 4-fold boltable**. For the realisation of water level slopes. Loading classes A 15 to F 900** according to EN 1433. Load capacity according to specification, when installed according to the MEA installation instructions. General Building Authority Approval Z- 74.4- 28

MEADRAIN ENS 3070 Drainage channel body without fall, loading classes up to F 900 **)

Article	Length (mm)	Height (mm)	EAN-Code	kg/unit	unit/pallet	MG
MEADRAIN ENS 3070.0 Drainage channel body ^{6) *) **)}	1000	760	010712401	110,00	3	MD
MEADRAIN ENS 3070.0/A Drainage channel with tight formed-in flanged drain outlet Ø 200 mm ^{10) *) **)}	1000	760	010712403	109,30	3	MD
MEADRAIN ENS 3070.1 Drainage channel body ^{6) *) **)}	500	760	010712399	51,00	6	MD

MEADRAIN ENS 3000 AND ENS 3070 ACCESSORIES

General Building Authority Approval Z- 74.4- 28

MEADRAIN ENS 3000 Gully**)

Article	Length (mm)	Height (mm)	EAN-Code	kg/unit	unit/pallet	MG
MEADRAIN ENS 3000.SK-OT Gully upper part only for connection to ENS 3000, not suitable for ENS 3070 channels ^{**)}	500	550	010153773	60,30	8	MD
MEA SK-ZT Gully intermediate part made of polymer concrete for a height extension	524	375	010154709	23,31	12	MD
MEA SK-UT short Gully lower part, with integrated drain outlet Ø 160 mm	524	335	010154726	25,16	4	MD
MEA SK-UT short Gully lower part, with integrated drain outlet Ø 200 mm	524	335	010154728	27,00	4	MD
MEA Gully plastic Sediment bucket-short for gully with gully upper and lower part	-	-	010154714	1,90	60	MD
MEA Gully plastic Sediment bucket-long. For gully with gully upper, intermediate and lower part. ^{*)}	-	-	010154718	2,50	40	MD

MEADRAIN ENS 3000 End cap


Article	Material	Height (mm)	EAN-Code	kg/unit	unit/pallet	MG
MEADRAIN ENS 3000.SE End cap for channel start/end	Galv. steel	390	010153777	3,24	1	MD

MEADRAIN ENS 3070 End caps

Article	Material	Height (mm)	EAN-Code	kg/unit	unit/pallet	MG
MEADRAIN ENS 3070.SE End cap for channel start/end ^{*)}	Galv. steel	760	010712408	6,75	1	MD
MEADRAIN ENS 3070.E End cap for the end of the channel with HD-PE connector Ø 250 mm, suitable for channel ENS 3070 ^{*)}	Galv. steel	760	010712406	4,20	1	MD

> **NOTE** The detailed explanation of the footnotes can be found on page 388.

MEA ENS 300 PROFIX/4-FOLD BOLTED CHANNEL COVERS



Ductile iron longitudinal bar grating



Ductile iron slotted grating (4-fold bolted)

MEA ENS 300 PROFIX CHANNEL COVERS

With non-bolted PROFIX channel cover securement. Suitable for the systems **MEADRAIN ENS 3000** and **MEADRAIN ENS 3070**. With longitudinal shift protection. For drainage channel body and gully, total width of grates 346 mm. Loading class E 600** according to EN 1433.

MEA ENS 300 Channel covers, loading class E 600 with non-bolted PROFIX channel securement **)

Article	Material	Length (mm)	Inlet sect. area Ø cm ² /m above	EAN-Code	kg/unit	unit/pallet	MG
MEA ENS 300 Ductile iron longitudinal bar grating-E 600-0.5 m 31/7.7 PX, heelguard ²⁰⁾ *)***)*****)	Ductile iron	500	950	010152551	23,01	204	MD

Grid hook

Article	Material	EAN-Code	kg/unit	unit/pallet	MG
MEADRAIN/MEARIN Grid hook	Galv. steel	010152115	0,23	1	GR

> **NOTE** The detailed explanation of the footnotes can be found on page 388.

MEA ENS 300 4-FOLD BOLTED CHANNEL COVERS

With 4-fold bolted channel securement. Suitable for the systems **MEADRAIN ENS 3000** and **MEADRAIN ENS 3070**. Loading class F 900** according to EN 1433.

MEA ENS 300 Channel covers, loading class F 900, 4-fold bolted **)

Article	Material	Length (mm)	Inlet sect. area Ø cm ² /m above	EAN-Code	kg/unit	unit/pallet	MG
MEA ENS 300 Ductile iron slotted grating-F 900-0.5 m 30/148 bolt fixing required **)****)	Ductile iron	500	1780	010712411	26,85	28	MD
MEA ENS 300 Ductile iron slotted grating-F 900-0.5 m 16/145 bolt fixing required **)****)	Ductile iron	500	1400	010710812	26,96	35	MD

Grating fixing

Article	Material	EAN-Code	kg/unit	unit/pallet	MG
MEADRAIN ENS Grating fixing bolt M 10 + square nut, 4 pieces/grating needed, tightening torque 20 Nm	Galv. steel	010154859	0,07	1	MD

Grid hook

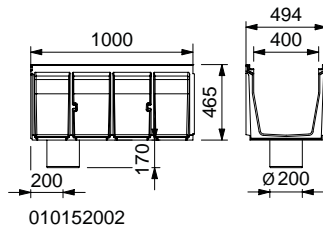
Article	Material	EAN-Code	kg/unit	unit/pallet	MG
MEADRAIN/MEARIN Grid hook	Galv. steel	010152115	0,23	1	GR

> **NOTE** The detailed explanation of the footnotes can be found on page 388.

MEADRAIN EN DRAINAGE SYSTEM | CW 400

A 15 B 125 C 250 D 400** E 600** F 900**

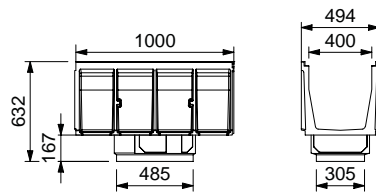
MEADRAIN ENS 4000 DRAINAGE CHANNEL



010152002

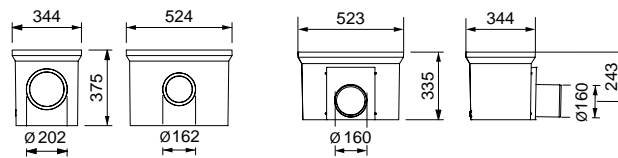
MEADRAIN ENS 4000 channel body

MEADRAIN ENS 4000 ACCESSORIES



010152009

MEADRAIN ENS 4000.SK-OT



010154709

010154726

MEA SK-ZT gully intermediate
MEA SK-UT short gully lower part

MEADRAIN ENS 4000 POLYMER CONCRETE DRAINAGE CHANNEL WITHOUT FALL WITH AN INTEGRATED DUCTILE IRON FRAME AND SEALING JOINT ACCORDING TO EN 1433

Clear width of the drainage channel body 400 mm, total width 494 mm. Suitable for channel covers **MEA ENS 400 4-fold bolttable**. For the realisation of water level slopes. Loading classes A 15 to F 900** according to EN 1433. Load capacity according to specification, when installed according to the MEA installation instructions. General Building Authority Approval Z- 74.4- 28

MEADRAIN ENS 4000 Drainage channel body without fall, Loading classes up to F 900 **)

Article	Length (mm)	Height (mm)	EAN-Code	kg/unit	unit/pallet	MG
MEADRAIN ENS 4000.0 Drainage channel body ^{6) **)}	1000	465	010152001	72,25	4	MD
MEADRAIN ENS 4000.0/A Drainage channel body with tight formed-in flanged drain outlet \varnothing 200 mm ^{10) *) **)}	1000	465	010152002	68,00	4	MD
MEADRAIN ENS 4000.1 Drainage channel body ^{6) *) **)}	500	465	010152003	35,00	8	MD

MEADRAIN ENS 4000 ACCESSORIES

General Building Authority Approval Z- 74.4- 28

MEADRAIN ENS 4000 Gully **)

Article	Length (mm)	Height (mm)	EAN-Code	kg/unit	unit/pallet	MG
MEADRAIN ENS 4000.SK-OT Gully upper part ^{*) **)}	1000	632	010152009	81,49	2	MD
MEA SK-ZT Gully intermediate part made of polymer concrete for a height extension	524	375	010154709	23,31	12	MD
MEA SK-UT short Gully lower part, with integrated drain outlet \varnothing 160 mm	524	335	010154726	25,16	4	MD
MEA SK-UT short Gully lower part, with integrated drain outlet \varnothing 200 mm	524	335	010154728	27,00	4	MD
MEA Gully plastic Sediment bucket-short for gully with gully upper and lower part	-	-	010154714	1,90	60	MD
MEA Gully plastic Sediment bucket-long. For gully with gully upper, intermediate and lower part. ^{*)}	-	-	010154718	2,50	40	MD

MEADRAIN ENS 4000 End cap

Article	Material	Height (mm)	EAN-Code	kg/unit	unit/pallet	MG
MEADRAIN ENS 4000.SE End cap for channel start/end	Galv. steel	465	010152005	5,07	1	MD

> **NOTE** The detailed explanation of the footnotes can be found on page 388.

MEADRAIN ENS 400 4-FOLD BOLTED CHANNEL COVERS



Ductile iron slotted grating



Ductile iron solid cover

MEADRAIN ENS 400 4-FOLD BOLTED CHANNEL COVERS

With 4-fold bolted channel securement. Suitable for the system **MEADRAIN ENS 4000**. Loading classes E 600 to F 900** according to EN 1433.

MEADRAIN ENS 400 Channel covers, loading class D 400, 4-fold bolted **)

Article	Material	Length (mm)	Inlet sect. area Ø cm ² /m above	EAN-Code	kg/unit	unit/pallet	MG
MEADRAIN ENS 400 Ductile iron slotted grating-D-0.5 m 15/128 bolt fixing required *)***)****)	Ductile iron	500	898	010154862	26,20	32	MD

MEADRAIN ENS 400 Channel covers, loading class E 600, 4-fold bolted **)

Article	Material	Length (mm)	Inlet sect. area Ø cm ² /m above	EAN-Code	kg/unit	unit/pallet	MG
MEADRAIN ENS 400 Ductile iron slotted grating-E 600-0.5 m 15/128 bolt fixing required *)***)****)	Ductile iron	500	1780	010154858	36,33	32	MD
MEADRAIN ENS 400 Ductile iron solid cover-E 600-0.5 m bolt fixing required *)***)****)	Ductile iron	500	-	010154856	37,33	28	MD

MEADRAIN ENS 400 Channel covers, loading class F 900, 4-fold bolted **)

Article	Material	Length (mm)	Inlet sect. area Ø cm ² /m above	EAN-Code	kg/unit	unit/pallet	MG
MEADRAIN ENS 400 Ductile iron slotted grating-F 900-0.5 m 15/128 bolt fixing required *)***)****)	Ductile iron	500	1780	010152017	41,20	24	MD

Grating fixing


Article	Material	EAN-Code	kg/unit	unit/pallet	MG
MEADRAIN ENS Grating fixing bolt M 10 + square nut, 4 pieces/grating needed, tightening torque 20 Nm	Galv. steel	010154859	0,07	1	MD

Grid hook

Article	Material	EAN-Code	kg/unit	unit/pallet	MG
MEADRAIN/MEARIN Grid hook	Galv. steel	010152115	0,23	1	GR

> NOTE The detailed explanation of the footnotes can be found on page 388.

NOTES



Glass-fibre-reinforced composite

Recycled plastic

Polymer concrete

Metal

Rainwater treatment

Other



KERBSTONE DRAINAGE CHANNEL MEAKERB

As a combination of drainage channel and kerbstone MEAKERB meets both requirements with flying colors. Thanks to side inlets with water drainage system the accruing rain water is quickly and efficiently drained off.

Due to its elegant form in the upper area, the system also serves as a kerbstone edge and is perfectly suited for the different height requirements of bus stops.



- > Channel-kerbstone combination
- > Loading class D 400

- > Different versions also for bus stops

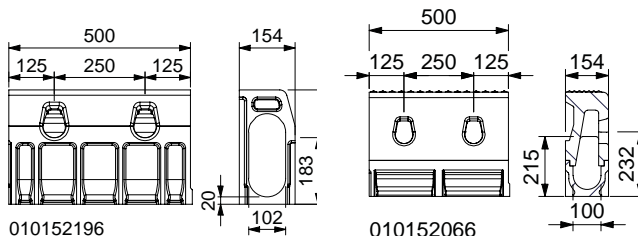
KERBSTONE CHANNEL MEAKERB

A 15 B 125 C 250 D 400**

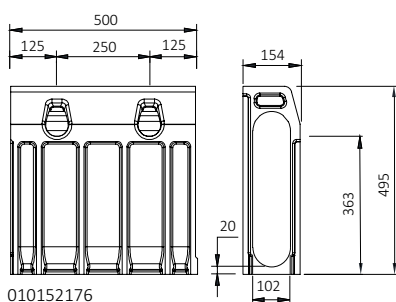
MEAKERB ONE-PIECE KERBSTONE CHANNEL COMBINATION



MEARKERB 320 Kerbstone



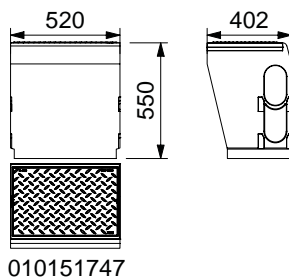
MEARKERB 500 Kerbstone



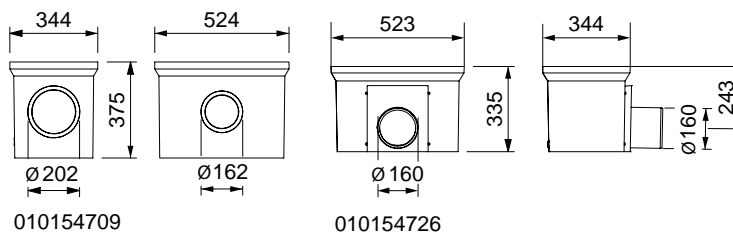
ACCESSORIES FOR ONE-PIECE KERBSTONE CHANNEL COMBINATION



MEAKERB G-UP gully top part



MEA SK-ZT, MEA SK-UT short



MEAKERB 320 POLYMER CONCRETE DRAINAGE CHANNEL ONE-PIECE KERBSTONE CHANNEL COMBINATION

Clear width of the channel body 100 mm, total width 154 mm. Loading class D 400** following to EN 1433.

MEAKERB 320-System

Article	Length (mm)	Height (mm)	Height 2 (mm)	EAN-Code	kg/unit	unit/pallet	MG
MEAKERB 320 Kerbstone Standard monolithic	500	315	-	010152196	20,51	28	MD
MEAKERB 320 CS Lower shelf without inlet opening for the entrance area *)	500	235	-	010152197	24,12	42	MD
MEAKERB 320 AP channel element with inspection opening	500	320	-	010152130	27,00	28	MD
MEAKERB 320 CF centre element for threshold-free installation in the entrance area *)	500	195	-	010152143	16,75	42	MD
MEAKERB 320 CFL lowering element „left“ as connection between centre elements free of low side and threshold *)	500	235	195	010152145	21,70	10	MD
MEAKERB 320 CFR lowering element „right“ as a connection between centre elements free of low side and threshold *)	500	195	235	010152147	22,80	10	MD
MEAKERB 320 CP low side panel with inlet opening for the entrance area *)	500	235	-	010152149	24,00	56	MD
MEAKERB 320 BS High kerbstone for level boarding the bus *)	500	375	-	010152066	35,26	28	MD
MEAKERB 320 BL/H Ramp element „left up“ as connection between the ramp Standard and bus boards *)	500	347,5	375	010152068	35,48	1	MD
MEAKERB 320 BL/L Ramp element „left down“ as connection between the ramp Standard and bus boards *)	500	320	347,5	010152070	31,01	1	MD
MEAKERB 320 BR/H Ramp element „right up“ as connection between the ramp Standard and bus boards *)	500	375	347,5	010152072	35,73	1	MD
MEAKERB 320 BR/L Ramp element „right down“ as connection between the ramp Standard and bus boards *)	500	347,5	320	010152074	30,90	1	MD
MEAKERB 320 DL/H Lowering element „left high“ connects standard and lower shelf *)	500	320	277,5	010152059	27,50	10	MD
MEAKERB 320 DL/L Lowering element „left down“ connects standard and lower shelf *)	500	277,5	235	010152061	24,60	10	MD
MEAKERB 320 DR/H lowering element „right up“ connects standard and lower shelf *)	500	277,5	320	010152063	27,40	28	MD
MEAKERB 320 DR/L lowering element „right down“ connects standard and lower shelf *)	500	235	277,5	010152065	24,60	28	MD
MEAKERB 320/500 Expansion joint disc large *)	-	-	-	010151799	0,32	1	MD

> **NOTE** The detailed explanation of the footnotes can be found on page 388.

KERBSTONE CHANNEL MEAKERB

A 15 B 125 C 250 D 400**

**MEAKERB 500 POLYMER CONCRETE DRAINAGE CHANNEL
ONE-PIECE KERBSTONE CHANNEL COMBINATION**

Clear width of the channel body 100 mm, total width 154 mm. Loading class D 400** following to EN 1433.

MEAKERB 500

Article	Length (mm)	Height (mm)	Height 2 (mm)	EAN-Code	kg/unit	unit/pallet	MG
MEAKERB 500 standard monolithic kerb stone	500	500	-	010152176	28,35	28	MD
MEAKERB 500 CS Low kerb without inlet opening for the entry area	500	415	-	010152198	32,50	28	MD
MEAKERB 500 AP Standard kerb stone with inspection opening	500	500	-	010152142	36,33	10	MD
MEAKERB 500 CF Central element for the threshold-free installation in the entry area	500	375	-	010152161	24,00	1	MD
MEAKERB 500 CFL Lowering element left as a connection between low curb and threshold-free central elements	500	415	375	010152163	30,56	1	MD
MEAKERB 500 CFR Lowering element right as a connection between low curb and threshold-free central elements	500	415	375	010152165	30,97	1	MD
MEAKERB 500 CP low kerb element with inlet opening for the entry area	500	415	-	010152167	31,00	28	MD
MEAKERB 500 BS High kerb stone for the level to board the bus	500	555	-	010152086	42,50	1	MD
MEAKERB 500 BL/H Ramp element left high as a connection between standard and bus kerbs	500	555	527,5	010152088	42,80	1	MD
MEAKERB 500 BL/L Ramp element left low as a connection between standard and bus kerbs	500	527,5	500	010152090	38,30	1	MD
MEAKERB 500 BR/H Ramp element right high as a connection between standard and bus kerbs	500	555	527,5	010152092	42,80	1	MD
MEAKERB 500 BR/L Ramp element right low as a connection between standard and bus kerbs	500	527,5	500	010152094	38,30	1	MD
MEAKERB 500 DL/H Lowering element left high connects standard and low kerb	500	500	457,5	010152067	35,53	10	MD
MEAKERB 500 DL/L Lowering element left low connects standard and low kerb	500	457,5	415	010152069	32,44	1	MD
MEAKERB 500 DR/H Lowering element right high connects standard and low kerb	500	500	457,5	010152071	35,52	1	MD
MEAKERB 500 DR/L Lowering element right low connects standard and low kerb	500	457,5	415	010152073	32,36	1	MD
MEAKERB 320/500 Expansion joint disc large *)	-	-	-	010151799	0,32	1	MD

> NOTE The detailed explanation of the footnotes can be found on page 388.

ACCESSORIES FOR ONE-PIECE KERBSTONE CHANNEL COMBINATION

MEAKERB 320/500 Gully

Article	Length (mm)	Height (mm)	EAN-Code	kg/unit	unit/pallet	MG
MEAKERB G-UP Gully upper part including closed cover *)	520	550	010151747	71,35	4	MD
MEA SK-ZT Gully intermediate part made of polymer concrete for a height extension	524	375	010154709	23,31	12	MD
MEA SK-UT short Gully lower part, with integrated drain outlet \varnothing 160 mm	524	335	010154726	25,16	4	MD
MEA SK-UT short Gully lower part, with integrated drain outlet \varnothing 200 mm	524	335	010154728	27,00	4	MD
MEAKERB MKT AP Gully upper part including closed ductile iron cover	500	210	010151746	20,57	10	MD
MEAKERB 1000.EK UT Gully bottom part with sediment bucket	500	580	010151085	28,00	10	MD
MEA Gully plastic Sediment bucket-short for gully with gully upper and lower part	-	-	010154714	1,90	60	MD
MEA Gully plastic Sediment bucket-long. For gully with gully upper, intermediate and lower part. *)	-	-	010154718	2,50	40	MD

MEAKERB 320 End caps

Article	Material	Height (mm)	EAN-Code	kg/unit	unit/pallet	MG
MEAKERB 320.SE End cap for channel start/end	Polymer concrete	320	010152022	0,53	1	MD
MEAKERB 320.R End cap right with connector \varnothing 110 mm	Polymer concrete	320	010152023	3,70	1	MD
MEAKERB 320.L End cap left side with connector \varnothing 110 mm	Polymer concrete	320	010152024	3,61	30	MD

MEAKERB 500 End caps

Article	Material	Height (mm)	EAN-Code	kg/unit	unit/pallet	MG
MEAKERB 500.SE Lower end cap for channel start/end	Polymer concrete	500	010152025	6,70	1	MD
MEAKERB 500.R End cap right with an integrated outlet \varnothing 110 mm	Polymer concrete	500	010152026	6,00	1	MD
MEAKERB 500.L End cap left with an integrated outlet \varnothing 110 mm	Polymer concrete	500	010152027	6,00	1	MD

> **NOTE** The detailed explanation of the footnotes can be found on page 388.

MEAKERB SPLAY POLYMER CONCRETE DRAINAGE CHANNEL ONE-PIECE KERBSTONE CHANNEL COMBINATION

Clear width of the channel body 100 mm, total width 154 mm with 45° bevel, kerb-height above top of pavement 10 cm. Loading class D 400** following to EN 1433.

MEAKERB SPLAY 320 System

Article	Length (mm)	Height (mm)	Height 2 (mm)	EAN-Code	kg/unit	unit/pallet	MG
MEAKERB SPLAY 320 kerbstone-channel combination-0.5 m	500	315	-	010152230	21,10	1	MD
MEAKERB SPLAY 320.AP inspection element incl. cover-0.5 m, connector for back fold-out horizontal outlet Ø 110 mm *)	500	315	-	010152232	32,50	1	MD
MEAKERB SPLAY 320.AP/A inspection element incl. vertical outlet connection Ø 110 mm and cover-0.5 m, connector for horizontal outlet Ø 110 mm which can be knocked out at the back *)	500	315	-	010152256	27,00	1	MD

MEAKERB SPLAY 500 System

Article	Length (mm)	Height (mm)	Height 2 (mm)	EAN-Code	kg/unit	unit/pallet	MG
MEAKERB SPLAY 500 kerbstone-channel combination-0.5 m	500	495	-	010152240	27,80	1	MD
MEAKERB SPLAY 500.AP inspection element incl. cover-0.5 m, connector for back fold-out horizontal outlet Ø 110/160 mm *)	500	495	-	010152242	39,80	1	MD
MEAKERB SPLAY 500.AP/A inspection element incl. vertical outlet connection Ø 110 mm and cover-0.5 m, connector for horizontal outlet Ø 110/160 mm which can be knocked out at the back *)	500	495	-	010152258	33,70	1	MD

ACCESSORIES FOR ONE-PIECE KERBSTONE CHANNEL COMBINATION MEAKERB SPLAY

MEAKERB SPLAY 320/500 Gully

Article	Length (mm)	Height (mm)	EAN-Code	kg/unit	unit/pallet	MG
MEAKERB SPLAY.G Gully upper part suitable for SPLAY 320 and SPLAY 500 incl. ductile iron frame and closed ductile iron cover-D 400-PX *)	520	550	010152250	53,50	1	MD
MEA SK-ZT Gully intermediate part made of polymer concrete for a height extension	524	375	010154709	23,31	12	MD
MEA SK-UT short Gully lower part, with integrated drain outlet Ø 160 mm	524	335	010154726	25,16	4	MD
MEA SK-UT short Gully lower part, with integrated drain outlet Ø 200 mm	524	335	010154728	27,00	4	MD
MEAKERB MKT AP Gully upper part including solid ductile iron cover	500	210	010151746	20,57	10	MD
MEAKERB 1000.EK UT Gully bottom part with sediment bucket	500	580	010151085	28,00	10	MD
MEA Gully plastic Sediment bucket-short for gully with gully upper and lower part	-	-	010154714	1,90	60	MD
MEA Gully plastic Sediment bucket-long. For gully with gully upper, intermediate and lower part. *)	-	-	010154718	2,50	40	MD

MEAKERB SPLAY 320 End caps

Article	Material	Height (mm)	EAN-Code	kg/unit	unit/pallet	MG
MEAKERB SPLAY 320.SE end cap closed for channel start/end	Galv. steel	315	010152234	0,10	1	MD
MEAKERB SPLAY 320.E end cap with socket Ø 110 mm left for pipe connection left channel side	Galv. steel	315	010152236	0,80	1	MD
MEAKERB SPLAY 320.E end cap with socket Ø 110 mm right for pipe connection right channel side	Galv. steel	315	010152238	0,80	1	MD

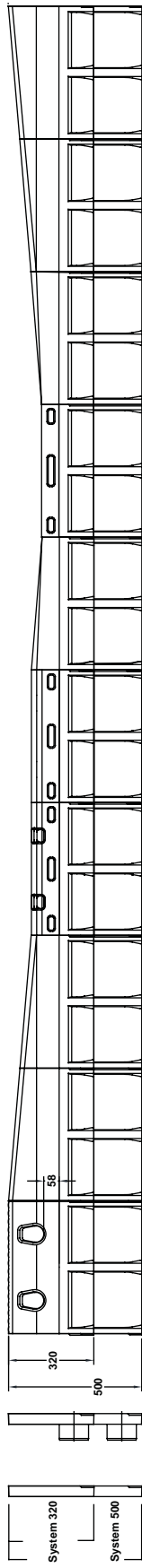
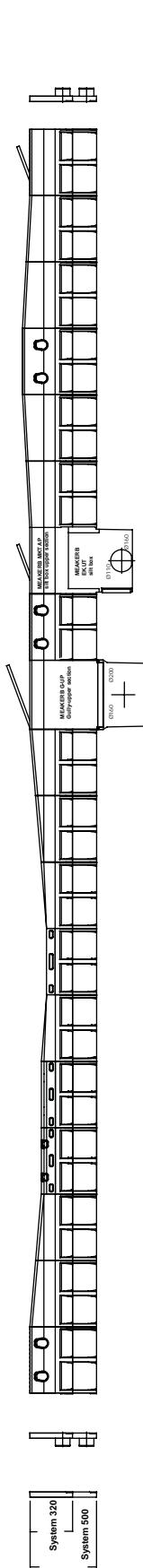
MEAKERB SPLAY 500 End caps

Article	Material	Height (mm)	EAN-Code	kg/unit	unit/pallet	MG
MEAKERB SPLAY 500.SE end cap closed for channel start/end	Galv. steel	495	010152244	1,10	1	MD
MEAKERB SPLAY 500.E end cap with socket Ø 110 mm left for pipe connection left channel side	Galv. steel	495	010152246	1,20	1	MD
MEAKERB SPLAY 500.E end cap with socket Ø 110 mm right for pipe connection right channel side	Galv. steel	495	010152248	1,20	1	MD

> **NOTE** The detailed explanation of the footnotes can be found on page 388.

KERBSTONE CHANNEL MEAKERB

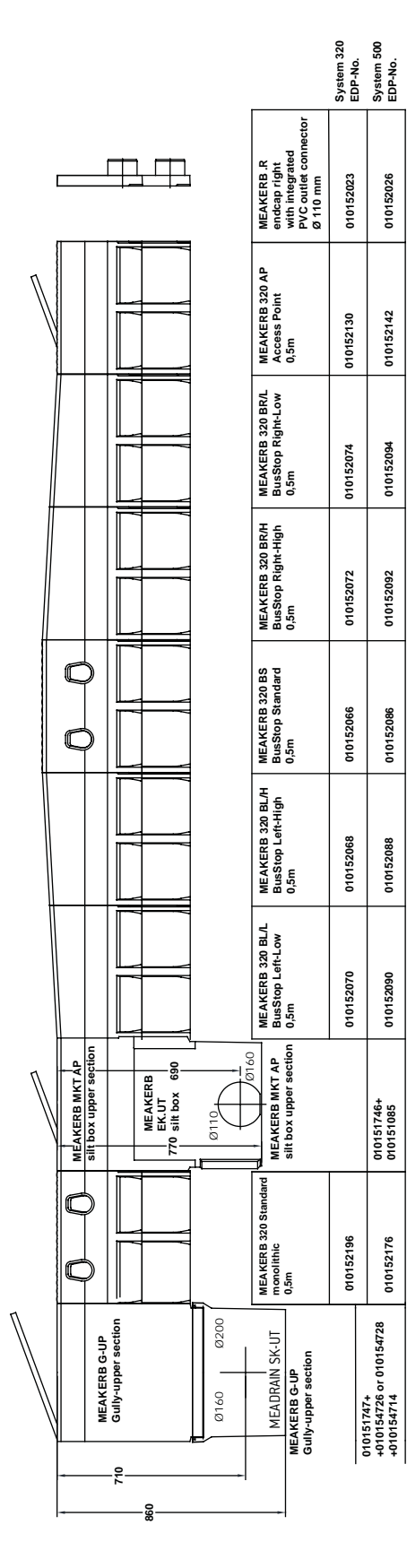
A 15 B 125 C 250 D 400**



MEAKERB .SE endcap closed for channel start and end	MEAKERB .L endcap left with integrated PVC outlet connector Ø 110 mm	MEAKERB 320 monolithic 0,5m	MEAKERB 320 DL/H Drop Left-High 0,5m	MEAKERB 320 DL/L Drop Left-Low 0,5m	MEAKERB 320 CP Centre Perforated 0,5m	MEAKERB 320 CS Centre Stone 0,5m	MEAKERB 320 CFL Centre Flush Left 0,5m	MEAKERB 320 CF Centre Flush Stone 0,5m	MEAKERB 320 CFR Centre Flush Right 0,5m	MEAKERB 320 DR/L Drop Right-Low 0,5m	MEAKERB 320 DR/H Drop Right-High 0,5m
010152022	010152024	010152196	010152059	010152061	010152149	010152197	010152145	010152143	010152147	010152065	010152063
010152025	010152027	010152176	010152067	010152069	010152167	010152198	010152163	010152161	010152165	010152073	010152071

System 320
EDP-No.

System 500
EDP-No.



MEAKERB G-UP Gully-upper section	MEAKERB MKT AP silt box upper section	MEAKERB MKT AP silt box upper section	MEAKERB 320 Standard monolithic 0,5m	MEAKERB 320 BL/L BusStop Left-Low 0,5m	MEAKERB 320 BL/H BusStop Left-High 0,5m	MEAKERB 320 BS BusStop Standard 0,5m	MEAKERB 320 BR/L BusStop Right-Low 0,5m	MEAKERB 320 BR/H BusStop Right-High 0,5m	MEAKERB 320 AP Access Point 0,5m	MEAKERB .R endcap right with integrated PVC outlet connector Ø 110 mm
010151747+ +010154728 or 010154728 +010154714	010152196	010151746+ 010151085	010152068	010152070	010152068	010152066	010152074	010152072	010152130	010152023
			010152088	010152090	010152088	010152086	010152094	010152092	010152142	010152026

System 320
EDP-No.


System 500
EDP-No.



KERBSTONE DRAINAGE CHANNEL MEAKERB BRIDGE

The MEAKERB BRIDGE channels benefit from the full MEA Water Management know-how in designing monolithic drainage channels made of polymer concrete. The MEAKERB BRIDGE combine the usual advantage of our classical MEAKERB channels combining a kerb and

a drainage channel in one single product. However, the MEAKERB BRIDGE are adapted to the specific needs of the drainage of rainwater from bridges. Low in height, easy to install - the MEAKERB BRIDGE is the solution of choice when it comes to build or renovate bridges.

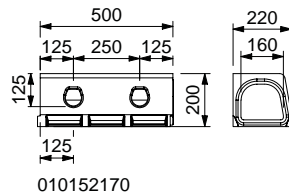


- > Channel-kerbstone combination
- > Loading class D 400
- > With connection option for vertical drain

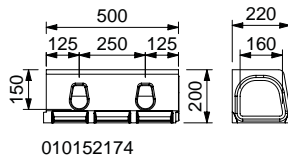
KERBSTONE DRAINAGE CHANNEL MEAKERB BRIDGE

A 15 B 125 C 250 D 400**

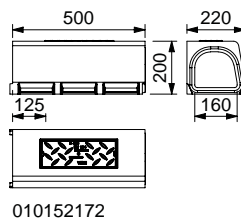
KERBSTONE DRAINAGE CHANNEL MEAKERB BRIDGE



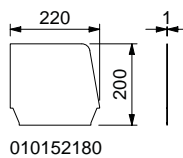
MEARKERB BRIDGE 160-125 Kerbstone



MEARKERB BRIDGE 160-150 Kerbstone



MEARKERB BRIDGE 160-125
with inspection opening, incl. cover



MEARKERB BRIDGE 160.SE end cap

MEAKERB BRIDGE SYSTEM

Clear width of the channel body 160 mm, total width 220 mm. Loading class D 400 following to EN 1433.

MEAKERB BRIDGE System

Article	Length (mm)	Height (mm)	EAN-Code	kg/unit	unit/pallet	MG
MEAKERB BRIDGE 160-125-Kerbstone, with connection option for vertical drain Ø 160 mm	500	200	010152170	22,58	1	MD
MEAKERB BRIDGE 160-150-Kerbstone, with connection option for vertical drain Ø 160 mm	500	200	010152174	22,48	40	MD
MEAKERB BRIDGE 160-Kerbstone with inspection opening, incl. solid cover, with connection option for vertical drain Ø 160 mm	500	200	010152172	23,78	1	MD

ACCESSORIES FOR MEAKERB BRIDGE

MEAKERB BRIDGE End caps

Article	Material	Height (mm)	EAN-Code	kg/unit	unit/pallet	MG
MEAKERB BRIDGE 160.SE End cap for channel start/end	Galv. steel	200	010152180	0,40	1	MD

> **NOTE** The detailed explanation of the footnotes can be found on page 388.



MEADRAIN DM CITY/MEADRAIN DM

The monolithic MEADRAIN DM drainage channels made of polymer concrete are the perfect solution for applications where moving individual components could pose a potential risk (e.g. racetracks, motorways). The MEADRAIN DM channels have no movable part and have a monolithic sturdy design. Easy to install and to maintain the MEADRAIN DM channels are also vandalism proof.

The MEADRAIN DM channel system was originally developed for drainage of roads and motorways with loading class up to F 900. In addition to this you will find the MEADRAIN DM CITY in the portfolio - available in nominal widths of 100, 150 and 200 mm. The channel system - monolithic construction - is perfectly adapted to the urban areas and can withstand loads up to class D 400. The narrow inlet slots at the top of the channels do not pose any obstacles for bicycles or wheelchairs.

Monolithic construction
for maximal stability

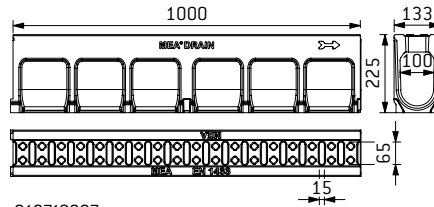


Anchor pocket to
prevent sliding sideways

- > **MEADRAIN DM CITY** in nominal sizes:
100 and **NEW** 150 and 200 mm
- > Loading classes D 400
- > For inner city areas

- > **MEADRAIN DM** in nominal sizes:
100, 150 and 200 mm
- > Loading classes up to F 900
- > For single or double-layer drainage asphalt

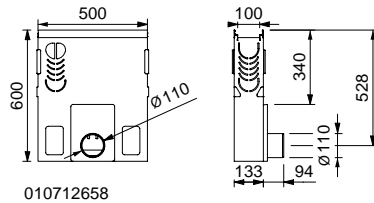
MEADRAIN DM CITY 1000 CHANNEL



010712887

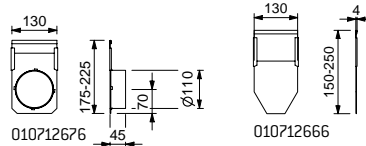
MEADRAIN DM CITY 1000 channel

MEADRAIN DM CITY 1000 ACCESSORIES



010712658

MEADRAIN DM CITY 1000 silt box/sediment bucket (shown with ductile iron)



010712676

010712666

MEADRAIN DM CITY 1000 end caps

MEADRAIN DM CITY 1000 POLYMER CONCRETE DRAINAGE CHANNEL MONOLITHIC CONSTRUCTION WITH SEALING JOINT ACCORDING TO EN 1433

Clear width of the channel body 100 mm, total width 133 mm. For the realisation of water level slopes. Loading classes A 15 to D 400 according to EN 1433. Load capacity according to specification, when installed according to the MEA installation instructions.

MEADRAIN DM CITY 1000 Drainage channel body, loading classes up to D 400

Article	Length (mm)	Height (mm)	Inlet sect. area Ø cm ² /m above	EAN-Code	kg/unit	unit/pallet	MG
MEADRAIN DM CITY 1000.0 Drainage channel body	1000	225	160	010712887	27,23	15	MD

MEADRAIN DM CITY 1000 ACCESSORIES

MEADRAIN DM CITY 1000.0 channels are compatible with **drainage elements MEADRAIN SV/SE/SG 1015** and with the **accessories of MEADRAIN SV/SE/SG 1015**.

MEADRAIN DM CITY 1000 inspection element

Article	Length (mm)	Height (mm)	EAN-Code	kg/unit	unit/pallet	MG
MEADRAIN SV 1015.1 Drainage channel body ^{4) 14) *) **)}	500	225	010712646	9,86	40	MD
MEADRAIN SE 1015.1 Drainage channel ^{4) 14) *) **)}	500	225	010713538	9,86	40	MD
MEADRAIN SG 1015.1 Drainage channel body ^{4) 14) *) **)}	500	225	010713628	9,45	40	MD

MEADRAIN DM CITY 1000 Silt box

Article	Length (mm)	Height (mm)	EAN-Code	kg/unit	unit/pallet	MG
MEADRAIN SV 1000.EK110 Silt box incl. sediment bucket for pipe connection Ø 110 mm ^{*) **)}	500	600	010712658	32,84	10	MD
MEADRAIN SE 1000.EK110 Silt box incl. sediment bucket for pipe connection Ø 110 mm ^{*) **)}	500	600	010713552	32,84	10	MD
MEADRAIN SG 1000.EK110 Silt box incl. sediment bucket for pipe connection Ø 110 mm ^{*) **)}	500	600	010713666	33,18	10	MD
MEADRAIN SV 1000.EK160 Silt box incl. sediment bucket for pipe connection Ø 160 mm ^{*) **)}	500	600	010712660	32,80	10	MD
MEADRAIN SE 1000.EK160 Silt box incl. sediment bucket for pipe connection Ø 160 mm ^{*) **)}	500	600	010713554	32,80	10	MD
MEADRAIN SG 1000.EK160 Silt box incl. sediment bucket for pipe connection Ø 160 mm ^{*) **)}	500	600	010713668	35,00	10	MD

MEADRAIN DM CITY 1000 End caps

Article	Material	Height (mm)	Height 2 (mm)	EAN-Code	kg/unit	unit/pallet	MG
MEADRAIN SV/SG 1000-20.SE End cap for channel start/end, height-adjustable	Galv. steel	150	250	010712666	0,28	1	MD
MEADRAIN SE 1000-20.SE End cap for channel start/end, height-adjustable ^{*)}	Stainl. steel	160	250	010713560	0,28	1	MD
MEADRAIN SV/SG 1005-15.E End cap for channel end, height adjustable with connection piece Ø 110 mm	Galv. steel	175	225	010712676	0,45	1	MD
MEADRAIN SE 1005-15.E End cap for channel end, height adjustable with connector Ø 110 mm ^{*)}	Stainl. steel	175	225	010713566	0,40	1	MD

> **NOTE** The detailed explanation of the footnotes can be found on page 388.

COVERS FOR MEADRAIN DM CITY 1000 GULLY AND INSPECTION ELEMENT



Design grating BAVARIA



Design grating HONEYCOMB



Ductile iron slotted grating



Mesh grating 30/10

COVERS FOR MEADRAIN DM CITY 1000 SILT BOX AND INSPECTION ELEMENT

With CLIPFIX channel securement, with longitudinal shift protection, suitable for silt box and inspection element of MEADRAIN DM CITY 1000. Loading class D 400** according to EN 1433.

MEA 100 Channel covers, loading class D 400 with non-bolted CLIPFIX channel cover securement **)

Article	Material	Length (mm)	Inlet sect. area Ø cm ² /m above	EAN-Code	kg/unit	unit/pallet	MG
MEA 100 Design grating BAVARIA-D 400-0.5 m 10/21 CXL *)***)****)	Ductile iron	500	292	010713124	3,48	216	GR
MEA 100 Design grating HONEYCOMB-D 400-0.5 m 15/17 CXL *)***)****)	Ductile iron	500	206	010713120	3,42	216	GR
MEA 100 Ductile iron slotted grating-D 400-0.5 m 5/95 CXL, heelguard *)***)****)	Ductile iron	500	186	010152767	4,18	200	GR
MEA 100 Ductile iron slotted grating-D 400-0.5 m 11/95 CXL *)***)****)	Ductile iron	500	410	010712677	3,50	200	GR
MEA 100 Galv. Mesh grating-D 400-0.5 m 30/10 CXL *)**)	Galv. steel	500	845	010152337	2,90	150	GR
MEA 100 Stainl.steel mesh grating-D 400-0.5 m 30/10 CXL *)**)	Stainl. steel	500	845	010152353	2,90	10	GR

Grid hook


Article	Material	EAN-Code	kg/unit	unit/pallet	MG
MEADRAIN/MEARIN Grid hook	Galv. steel	010152115	0,23	1	GR

MEA 100 CLIPFIX Anti-theft protection

Article	Material	EAN-Code	kg/unit	unit/pallet	MG
MEA 100 CLIPFIX Anti-theft protection, bolt fixing required, 10 Pack. Cannot be used in the ME-ARIN PLUS F 1000.0 shallow channel and plastic gratings.	Plastic, Stainl. steel	010714705	0,60	1	GR

> NOTE The detailed explanation of the footnotes can be found on page 388.

NOTES



Glass-fibre-reinforced composite

Recycled plastic

Polymer concrete

Metal

Rainwater treatment

Other

MEADRAIN DRAINAGE SYSTEM | CW 150

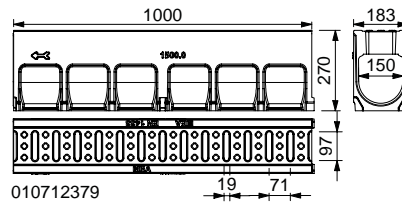
A15 B125 C250 D400**

NEW

MEADRAIN DM CITY 1500 CHANNEL



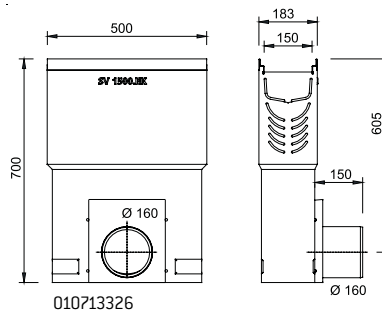
MEADRAIN DM CITY 1500.0 channel



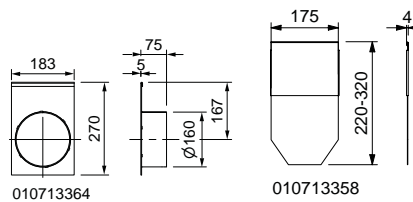
MEADRAIN DM CITY 1500 ACCESSORIES



MEADRAIN DM CITY 1500 silt box/sediment bucket (shown with ductile iron)



MEADRAIN DM CITY 1500 end caps



MEADRAIN DM CITY 1500 POLYMER CONCRETE DRAINAGE CHANNEL MONOLITHIC CONSTRUCTION WITH SEALING JOINT ACCORDING TO EN 1433

Clear width of the channel body 150 mm, total width 183 mm. For the realisation of water level slopes. Loading classes A 15 to D 400 according to EN 1433. Load capacity according to specification, when installed according to the MEA installation instructions.

MEADRAIN DM CITY 1500 Drainage channel body, loading classes up to D 400

Article	Length (mm)	Height (mm)	Inlet sect. area Ø cm ² /m above	EAN-Code	kg/unit	unit/pallet	MG
MEADRAIN DM CITY 1500.0 Drainage channel body-1 m	1000	270	314	010712379	47,03	12	MD

MEADRAIN DM CITY 1500 ACCESSORIES

MEADRAIN DM CITY 1500.0 channels are compatible with **drainage elements MEADRAIN SV/SE/SG 1510** and with the **accessories of MEADRAIN SV/SE/SG 1510**.

MEADRAIN DM CITY 1500 inspection element

Article	Length (mm)	Height (mm)	EAN-Code	kg/unit	unit/pallet	MG
MEADRAIN SV 1510.1 Drainage channel body ^{5) 14) **)}	500	270	010713340	13,00	24	MD
MEADRAIN SE 1510.1 Drainage channel body ^{5) 14) *) **)}	500	270	010713417	14,44	24	MD
MEADRAIN SG 1510.1 Drainage channel body ^{5) 14) *) **)}	500	270	010713688	14,07	24	MD

MEADRAIN DM CITY 1500 Silt box


Article	Length (mm)	Height (mm)	EAN-Code	kg/unit	unit/pallet	MG
MEADRAIN SV 1500.EK160 silt box with sediment bucket, for Ø 160 mm pipe connector, open on both sides for construction heights 220 mm ^{**)}	500	700	010713326	37,90	8	MD
MEADRAIN SE 1500.EK160 silt box with sediment bucket, for Ø 160 mm pipe connector, open on both sides for construction heights 220 mm ^{*) **)}	500	690	010713424	37,90	8	MD
MEADRAIN SG 1500.EK160 silt box with sediment bucket for for pipe connection Ø 160 mm ^{*) **)}	500	690	010713718	37,90	8	MD
MEADRAIN SV 1500.EK200 silt box with sediment bucket, for Ø 200 mm pipe connector, open on both sides for construction heights 220 mm ^{**)}	500	700	010713324	37,30	8	MD

MEADRAIN DM CITY 1500 End caps


Article	Material	Height (mm)	Height 2 (mm)	EAN-Code	kg/unit	unit/pallet	MG
MEADRAIN SV/SG 1500-20.SE End cap for channel start/ end, height-adjustable	Galv. steel	220	320	010713358	0,50	1	MD
MEADRAIN SE 1500-20.SE End cap for start/end of channel, height-adjustable ^{*)}	Stainl. steel	220	320	010713426	0,50	1	MD
MEADRAIN SV/SG 1510.E End cap with connection piece Ø 160 mm for channel end, fixed height	Galv. steel	270	-	010713364	1,13	1	MD
MEADRAIN SE 1510.E End cap with connection piece Ø 160 mm, for channel end, fixed height ^{*)}	Stainl. steel	270	-	010713430	0,85	1	MD

> **NOTE** The detailed explanation of the footnotes can be found on page 388.

COVERS FOR MEADRAIN DM CITY 1500 GULLY AND INSPECTION ELEMENT



Mesh grating 30/10



Ductile iron slotted grating

COVERS FOR MEADRAIN DM CITY 1500 SILT BOX AND INSPECTION ELEMENT

With CLIPFIX channel securement, with longitudinal shift protection, suitable for silt box and inspection element of **MEADRAIN DM CITY 1500**. Loading classes A 15 to D 400** according to EN 1433.

MEA 150 Channel covers, loading class D 400 with non-bolted CLIPFIX channel cover securement **)

Article	Material	Length (mm)	Inlet sect. area Ø cm ² /m above	EAN-Code	kg/unit	unit/pallet	MG
MEA 150 Ductile iron slotted grating-D 400-0.5 m 12/147 CXL ^{*)***)****)}	Ductile iron	500	610	010712840	6,25	140	GR
MEA 150 Design grating BAVARIA-D 400-0.5 m 10/21 CXL ^{*)***)****)}	Ductile iron	500	445	010713288	5,93	104	GR
MEA 150 Design grating HONEYCOMB-D 400-0.5 m 15/17 CXL ^{*)***)****)}	Ductile iron	500	336	010713284	5,98	104	GR
MEA 150 Galv. mesh grating-D 400-0.5 m 30/10 CXL ^{*)**)}	Galv. steel	500	1338	010152347	5,00	100	GR
MEA 150 Stainl.steel mesh grating-D 400-0.5 m 30/10 CXL ^{*)**)}	Stainl. steel	500	1338	010152363	5,00	204	GR

Grid hook


Article	Material	EAN-Code	kg/unit	unit/pallet	MG
MEADRAIN/MEARIN Grid hook	Galv. steel	010152115	0,23	1	GR

MEA 150 CLIPFIX Anti-theft protection

Article	Material	EAN-Code	kg/unit	unit/pallet	MG
MEA 150 CLIPFIX Anti-theft protection, bolt fixing required, 10 Pack	Plastic, Stainl. steel	010714707	1,20	1	GR

> **NOTE** The detailed explanation of the footnotes can be found on page 388.

NOTES



Glass-fibre-reinforced composite

Recycled plastic

Polymer concrete

Metal

Rainwater treatment

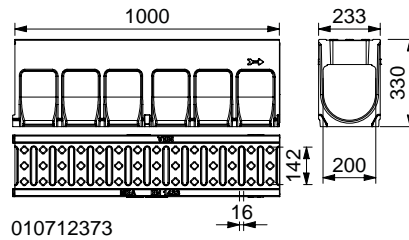
Other

MEADRAIN DRAINAGE SYSTEM | CW 200

A15 B125 C250 D400**

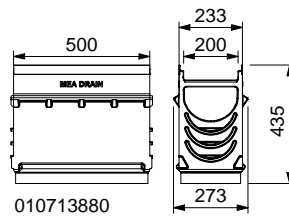
NEW

MEADRAIN DM CITY 2000 DRAINAGE CHANNEL

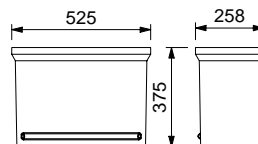


MEADRAIN DM CITY 2000 drainage channel

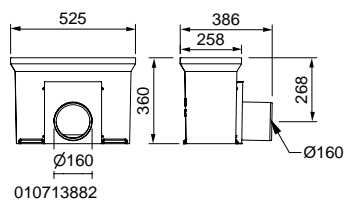
MEADRAIN DM CITY 2000 ACCESSORIES



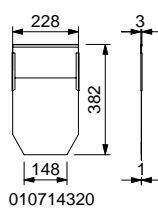
MEADRAIN SV 2000.SK-OT NA
(picture with cover)



MEADRAIN 2000 SK-ZT
(picture with sediment bucket)



MEADRAIN SK-UT-KURZ



MEADRAIN DM CITY 2000 End caps

MEADRAIN DM CITY 2000 POLYMER CONCRETE DRAINAGE CHANNEL MONOLITHIC CONSTRUCTION WITH SEALING JOINT ACCORDING TO EN 1433

Clear width of the channel body 200 mm, total width 233 mm. For the realisation of water level slopes. Loading classes A 15 to D 400 according to EN 1433. Load capacity according to specification, when installed according to the MEA installation instructions.

MEADRAIN DM CITY 2000 Drainage channel body, loading classes up to D 400

Article	Length (mm)	Height (mm)	Inlet sect. area Ø cm ² /m above	EAN-Code	kg/unit	unit/pallet	MG
MEADRAIN DM CITY 2000.0 Drainage channel-1 m	1000	330	300	010712373	70,45	9	MD

MEADRAIN DM CITY 2000 ACCESSORIES

MEADRAIN DM CITY 2000.0 channels are compatible with **drainage elements MEADRAIN SV/SE/SG NA 2020** and with the **accessories of MEADRAIN SV/SE/SG NA 2020**.

MEADRAIN DM CITY 2000 inspection element

Article	Length (mm)	Height (mm)	EAN-Code	kg/unit	unit/pallet	MG
MEADRAIN SV 2020.1 NA Drainage channel body ^{5) 14) **)}	500	330	010714266	16,21	18	MD
MEADRAIN SE 2020.1 NA Drainage channel ^{5) 14) *) **)}	500	330	010714346	16,21	18	MD
MEADRAIN SG 2020.1 NA Drainage channel body ^{5) 14) **)}	500	330	010714426	16,50	18	MD

MEADRAIN DM CITY 2000 Gully

Article	Length (mm)	Height (mm)	EAN-Code	kg/unit	unit/pallet	MG
MEADRAIN SV 2000.SK-OT NA Gully upper part ^{**)}	500	435	010713880	25,42	16	MD
MEADRAIN SE 2000.SK-OT NA Gully upper part ^{*) **)}	500	435	010713894	25,76	12	MD
MEADRAIN SG 2000.SK-OT NA Gully upper part ^{**)}	500	435	010713906	26,30	16	MD
MEADRAIN 2000 SK-ZT Gully intermediate part made of polymer concrete for a height extension	525	375	010154708	25,20	12	MD
MEADRAIN 2000 SK-UT-KURZ/A short Gully lower part, with integrated drain outlet Ø 160 mm	525	360	010713882	23,69	4	MD
MEADRAIN 2000 SK-UT-KURZ/A short Gully lower part, with integrated drain outlet Ø 200 mm	525	360	010713883	23,70	4	MD
MEA 150/200 sediment bucket plastic ^{*)}	-	-	010710153	3,10	1	MD

MEADRAIN DM CITY 2000 End caps

Article	Material	Height (mm)	Height 2 (mm)	EAN-Code	kg/unit	unit/pallet	MG
MEADRAIN SV/SG 2010-30.SE NA End cap for channel start/ end, height-adjustable	Galv. steel	280	380	010714320	0,77	1	MD
MEADRAIN SE 2010-30.SE NA End cap for channel start/ end, height-adjustable ^{*)}	Stainl. steel	280	380	010714400	0,77	1	MD
MEADRAIN SV/SG 2020.E NA End cap with connector Ø 160 mm, for channel end, fixed height	Galv. steel	330	-	010714326	1,50	1	MD
MEADRAIN SE 2020.E NA End cap with connector Ø 160 mm, for channel end, fixed height ^{*)}	Stainl. steel	330	-	010714406	1,50	1	MD

COVERS FOR MEADRAIN DM CITY 2000 SILT BOX AND INSPECTION ELEMENT



Mesh grating 30/10



Ductile iron slotted grating



Design grating BAVARIA



Design grating HONEYCOMB

COVERS FOR MEADRAIN DM CITY 2000 GULLY AND INSPECTION ELEMENT

With CLIPFIX channel securement, with longitudinal shift protection, suitable for gully and inspection element of **MEADRAIN DM CITY 2000**. Loading classes A 15 to D 400** according to EN 1433.

MEA 200 Channel covers, loading class D 400 with non-bolted CLIPFIX channel cover securement **)

Article	Material	Length (mm)	Inlet sect. area Ø cm ² /m above	EAN-Code	kg/unit	unit/pallet	MG
MEA 200 Ductile iron slotted grating-D 400-0.5 m 18/198 CXL *)***)****)	Ductile iron	500	1066	010712848	7,50	120	GR
MEA 200 Design grating BAVARIA-D 400-0.5 m 10/16 CXL *)***)****)	Ductile iron	500	593	010714094	7,06	54	GR
MEA 200 Design grating HONEYCOMB-D 400-0.5 m 15/17 CXL *)***)****)	Ductile iron	500	448	010714090	7,19	54	GR
MEA 200 Galv. mesh grating-D 400-0.5 m 25/10 CXL *)**)	Galv. steel	500	1726	010152357	6,50	300	GR
MEA 200 Stainl. steel mesh grating-D 400-0.5 m 25/10 CXL *)**)	Stainl. steel	500	1726	010152367	6,50	204	GR

Grid hook


Article	Material	EAN-Code	kg/unit	unit/pallet	MG
MEADRAIN/MEARIN Grid hook	Galv. steel	010152115	0,23	1	GR

MEA 200 CLIPFIX Anti-theft protection

Article	Material	EAN-Code	kg/unit	unit/pallet	MG
MEA 200 CLIPFIX Anti-theft protection, bolt fixing required, 10 Pack	Stainl. steel, Plastic	010714709	1,20	1	GR

> NOTE The detailed explanation of the footnotes can be found on page 388.

NOTES



Glass-fibre-reinforced composite

Recycled plastic

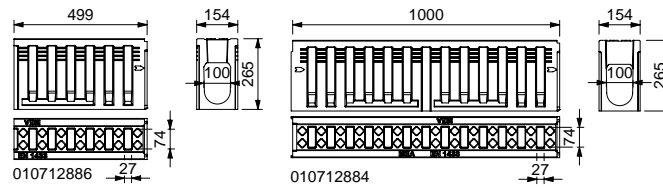
Polymer concrete

Metal

Rainwater treatment

Other

MEADRAIN DM 1010 DRAINAGE CHANNEL



MEADRAIN DM 1010.0 drainage channel

MEADRAIN DM 1010 POLYMER CONCRETE DRAINAGE CHANNEL MONOLITHIC CONSTRUCTION WITH SEALING JOINT ACCORDING TO EN 1433

Clear width of the channel body 100 mm, total width 154 mm. For the realisation of water level slopes. Loading classes A 15 to F 900 according to EN 1433. Load capacity according to specification, when installed according to the MEA installation instructions.

MEADRAIN DM 1010 Drainage channel body without fall, loading classes up to F 900

Article	Length (mm)	Height (mm)	Inlet sect. area Ø cm ² /m above	EAN-Code	kg/unit	unit/pallet	MG
MEADRAIN DM 1010.0 Drainage channel body	1000	265	288	010712884	46,98	15	MD
MEADRAIN DM 1010.0 Drainage channel body anthracite	1000	265	288	010712885	47,00	15	MD
MEADRAIN DM 1010.1 Drainage channel body ^{*)}	500	265	288	010712886	23,50	30	MD

MEADRAIN DM 1010 DAL I and DAR I Drainage channel body without fall, loading classes up to D 400, for one-layered porous asphalt

Article	Length (mm)	Height (mm)	Inlet sect. area Ø cm ² /m laterally	Inlet sect. area Ø cm ² /m above	EAN-Code	kg/unit	unit/pallet	MG
MEADRAIN DM 1010.0 DAL I ^{*)}	1000	265	91	288	010712889	46,30	15	MD
MEADRAIN DM 1010.1 DAL I ^{*)}	500	265	91	288	010712891	23,20	30	MD
MEADRAIN DM 1010.0 DAR I ^{*)}	1000	265	91	288	010712893	46,30	15	MD
MEADRAIN DM 1010.1 DAR I ^{*)}	500	265	91	288	010712895	23,20	30	MD

MEADRAIN DM 1010 DAL II and DAR II Drainage channel body without fall, loading classes up to D 400, for two-layered porous asphalt

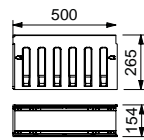
Article	Length (mm)	Height (mm)	Inlet sect. area Ø cm ² /m laterally	Inlet sect. area Ø cm ² /m above	EAN-Code	kg/unit	unit/pallet	MG
MEADRAIN DM 1010.0 DAL II ^{*)}	1000	265	156	288	010712888	45,60	15	MD
MEADRAIN DM 1010.1 DAL II ^{*)}	500	265	156	288	010712890	22,80	30	MD
MEADRAIN DM 1010.0 DAR II ^{*)}	1000	265	156	288	010712892	45,60	15	MD
MEADRAIN DM 1010.1 DAR II ^{*)}	500	265	156	288	010712894	22,80	30	MD

> **NOTE** The detailed explanation of the footnotes can be found on page 388.

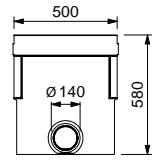
MEADRAIN DRAINAGE SYSTEM | CW 100

A 15 B 125 C 250 D 400 E 600 F 900

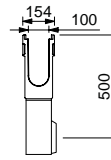
MEADRAIN DM 1010 ACCESSORIES



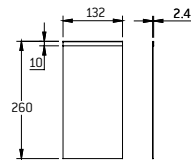
010712896



010712898



MEADRAIN DM 1010.R inspection element
MEADRAIN DM 1010.EK gully



010712900

MEADRAIN DM 1010.SE end cap

COVERS FOR MEADRAIN DM 1010 GULLY AND INSPECTION ELEMENT



Ductile iron slotted grating

MEADRAIN DM 1010 ACCESSORIES

MEADRAIN DM 1010 inspection element

Article	Length (mm)	Height (mm)	EAN-Code	kg/unit	unit/pallet	MG
MEADRAIN DM 1010.R Inspection element without cover ²¹⁾	500	265	010712896	17,63	30	MD

MEADRAIN DM 1010 Silt box

Article	Length (mm)	Height (mm)	EAN-Code	kg/unit	unit/pallet	MG
MEADRAIN DM 1010.EK Silt box without sediment bucket, without cover ²¹⁾	500	580	010712898	25,18	10	MD
MEADRAIN 1000 plastic sediment bucket	440	264	010710065	0,38	1	MD

MEADRAIN DM 1010 End cap

Article	Material	Height (mm)	EAN-Code	kg/unit	unit/pallet	MG
MEADRAIN DM 1010.SE End cap for for channel start/end	Galv. steel	260	010712900	0,32	1	MD

COVERS FOR MEADRAIN DM 1010 SILT BOX AND INSPECTION ELEMENT

With 4-fold bolted channel securement, suitable for the system **MEADRAIN DM 1010**. Loading classes A 15 to F 900 according to EN 1433.

MEADRAIN DM 1010 Cover for inspection element and silt box, loading classes up to F 900, 4-fold bolted

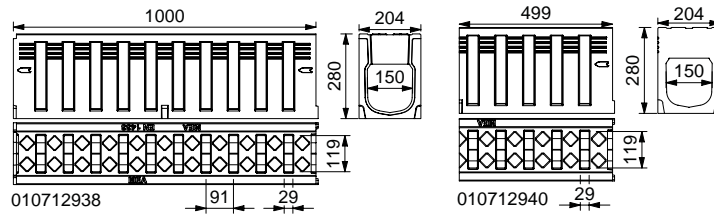
Article	Material	Length (mm)	Inlet sect. area Ø cm ² /m above	EAN-Code	kg/unit	unit/pallet	MG
MEA EN 100 Ductile iron slotted grating-F 900-0.5 m 12/96 bolt fixing required ^{*)***)*****)}	Ductile iron	500	368	010153094	4,60	208	MD

Grating fixing mechanism

Article	Material	EAN-Code	kg/unit	unit/pallet	MG
MEADRAIN EN Galv.steel grating locking mechanism for all grating widths, 4 pieces/grating with 20NM torque will be needed	Galv. steel	010153096	0,02	1	MD
MEADRAIN EN Stainl.steel grating locking mechanism for all grating widths, 4 pieces/grating with 20NM torque will be needed ^{*)}	Stainl. steel	010153098	0,02	1	MD

> **NOTE** The detailed explanation of the footnotes can be found on page 388.

MEADRAIN DM 1500 DRAINAGE CHANNEL



MEADRAIN DM 1500 drainage channel

MEADRAIN DM 1500/1540 POLYMER CONCRETE DRAINAGE CHANNEL MONOLITHIC CONSTRUCTION WITH SEALING JOINT ACCORDING TO EN 1433

Clear width of the channel body 150 mm, total width 204 mm. For the realisation of water level slopes. Loading classes A 15 to F 900 according to EN 1433. Load capacity according to specification, when installed according to the MEA installation instructions. Loading class D 400 also for cross drainage of expressways and motorways. Drainage channel body DM 1500.0 DAL and DM 1500.0 DAR, loading class D 400, suitable for the dewatering of two-layer porous asphalt.

MEADRAIN DM 1500/1540 drainage channel body without fall, loading classes up to F 900

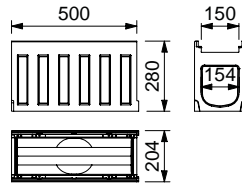
Article	Length (mm)	Height (mm)	Inlet sect. area Ø cm ² /m above	EAN-Code	kg/unit	unit/pallet	MG
MEADRAIN DM 1500.0 Drainage channel body	1000	280	377	010712938	63,80	12	MD
MEADRAIN DM 1500.0 Drainage channel body anthracite	1000	280	377	010712939	63,00	12	MD
MEADRAIN DM 1500.1 Drainage channel body	500	280	377	010712940	32,00	24	MD
MEADRAIN DM 1500.1 Drainage channel body anthracite	500	280	377	010712941	32,00	24	MD
MEADRAIN DM 1540.0 Drainage channel body	500	480	388,5	010712902	88,13	10	MD
MEADRAIN DM 1540.1 Drainage channel body	500	480	377	010712904	43,00	20	MD

MEADRAIN DM 1500/1540 DAL II and DAR II drainage channel body without fall, with lateral inlet slots, loading classes up to D 400, for two-layered porous asphalt

Article	Length (mm)	Height (mm)	Inlet sect. area Ø cm ² /m laterally	Inlet sect. area Ø cm ² /m above	EAN-Code	kg/unit	unit/pallet	MG
MEADRAIN DM 1500.0 DAL II *)	1000	280	116	377	010712956	62,17	12	MD
MEADRAIN DM 1500.1 DAL II *)	500	280	116	377	010712958	31,50	24	MD
MEADRAIN DM 1500.0 DAR II *)	1000	280	116	377	010712946	62,00	1	MD
MEADRAIN DM 1500.1 DAR II *)	500	280	116	377	010712948	31,50	1	MD
MEADRAIN DM 1540.0 DAL II	1000	480	116	377	010712906	85,50	1	MD
MEADRAIN DM 1540.1 DAL II	500	480	116	377	010712908	43,00	1	MD
MEADRAIN DM 1540.0 DAR II	1000	480	116	377	010712910	85,50	1	MD
MEADRAIN DM 1540.1 DAR II	500	480	116	377	010712912	43,00	1	MD

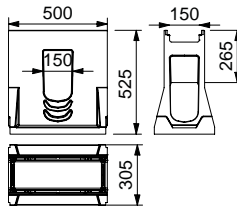
> **NOTE** The detailed explanation of the footnotes can be found on page 388.

MEADRAIN DM 1500 ACCESSORIES



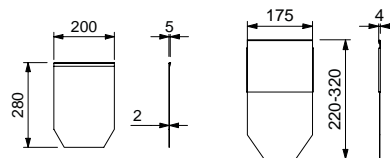
010712950

MEADRAIN DM 1500.R inspection element



010712952

DM 1500.SK-OT



010712954

010713358

MEADRAIN DM 1500.SE end cap

COVERS FOR MEADRAIN DM 1500 GULLY AND INSPECTION ELEMENT



Ductile iron slotted grating

MEADRAIN DM 1500/1540 ACCESSORIES

MEADRAIN DM 1500/1540 inspection elements

Article	Length (mm)	Height (mm)	EAN-Code	kg/unit	unit/pallet	MG
MEADRAIN DM 1500.R inspection element without cover ²¹⁾	500	280	010712950	20,70	18	MD
MEADRAIN DM 1540.R inspection element without cover ²¹⁾	500	480	010712914	36,50	12	MD

MEADRAIN DM 1500/1540 Gully

Article	Length (mm)	Height (mm)	EAN-Code	kg/unit	unit/pallet	MG
MEADRAIN DM 1500.SK-OT Gully upper part without cover ²¹⁾	500	525	010712952	41,57	12	MD
MEADRAIN DM 1540.SK-OT Gully upper part without cover ²¹⁾	500	525	010712916	43,86	12	MD
MEA SK-ZT Gully intermediate part made of polymer concrete for a height extension	524	375	010154709	23,31	12	MD
MEA SK-UT short Gully lower part, with integrated drain outlet Ø 160 mm	524	335	010154726	25,16	4	MD
MEA SK-UT short Gully lower part, with integrated drain outlet Ø 200 mm	524	335	010154728	27,00	4	MD
MEADRAIN galv. sediment bucket for gully	-	-	010151846	3,54	60	MD

MEADRAIN DM 1500/1540 End cap

Article	Material	Height (mm)	EAN-Code	kg/unit	unit/pallet	MG
MEADRAIN DM 1500.SE End cap for channel start/end	Polymer concrete	280	010712954	0,66	1	MD
MEADRAIN DM 1540.SE End cap for channel start/end	Galv. steel	480	010712918	1,15	1	MD

COVERS FOR MEADRAIN DM 1500 AND DM 1540 GULLY AND INSPECTION ELEMENT

With 4-fold bolted channel securement, suitable for the systems **MEADRAIN DM 1500** and **MEADRAIN DM 1540**. Loading classes A 15 to F 900 according to EN 1433.

Covers for gully and inspection elements, loading classes up to D 400, 4-fold bolted

Article	Material	Length (mm)	Inlet sect. area Ø cm ² /m above	EAN-Code	kg/unit	unit/pallet	MG
MEA 150 Ductile iron slotted grating-D 400-0.5 m 12/154 bolt fixing required ^{*)***)*****)}	Ductile iron	500	630	010151173	6,20	130	MD

Covers for gully and inspection elements, loading classes up to F 900, 4-fold bolted

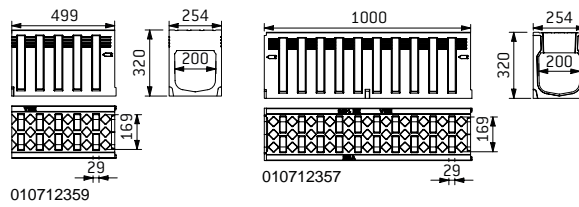
Article	Material	Length (mm)	Inlet sect. area Ø cm ² /m above	EAN-Code	kg/unit	unit/pallet	MG
MEA 150 Ductile iron slotted grating-F 900-0.5 m 12/147 bolt fixing required ^{*)***)*****)}	Ductile iron	500	523	010151169	8,00	120	MD

Grating fixing mechanism

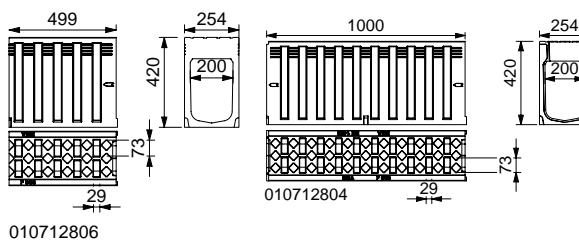
Article	Material	EAN-Code	kg/unit	unit/pallet	MG
MEADRAIN EN Galv.steel grating locking mechanism for all grating widths, 4 pieces/grating with 20NM torque will be needed	Galv. steel	010153096	0,02	1	MD
MEADRAIN EN Stainl.steel grating locking mechanism for all grating widths, 4 pieces/grating with 20NM torque will be needed ^{*)}	Stainl. steel	010153098	0,02	1	MD

> **NOTE** The detailed explanation of the footnotes can be found on page 388.

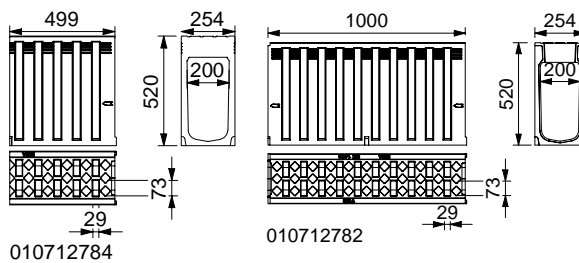
MEADRAIN DM 2000 DRAINAGE CHANNELS



MEADRAIN DM 2000 drainage channel



MEADRAIN DM 2020 drainage channel



MEADRAIN DM 2040 drainage channel

MEADRAIN DM 2000 POLYMER CONCRETE DRAINAGE CHANNEL MONOLITHIC CONSTRUCTION WITH SEALING JOINT ACCORDING TO EN 1433

Clear width of the channel body 200 mm, total width 254 mm. For the realisation of water level slopes. Loading classes A 15 to F 900 according to EN 1433. Load capacity according to specification, when installed according to the MEA installation instructions. Loading class D 400 also for the cross drainage of expressways and motorways. Drainage channel body DM 2000 DAL and DM 2000 DAR, loading class D 400, for the drainage of two-layer drainage asphalt.

MEADRAIN DM 2000/2020/2040 drainage channel body without fall, loading classes up to F 900

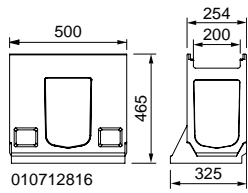
Article	Length (mm)	Height (mm)	Inlet sect. area Ø cm ² /m above	EAN-Code	kg/unit	unit/pallet	MG
MEADRAIN DM 2000.0 Drainage channel body	1000	320	560	010712357	79,36	9	MD
MEADRAIN DM 2000.0 Drainage channel body anthracite	1000	320	560	010712361	77,00	9	MD
MEADRAIN DM 2000.1 Drainage channel body *)	500	320	560	010712359	38,71	18	MD
MEADRAIN DM 2000.1 Drainage channel body anthracite	500	320	560	010712363	38,00	18	MD
MEADRAIN DM 2020.0 Drainage channel body *)	1000	420	560	010712804	92,40	8	MD
MEADRAIN DM 2020.1 Drainage channel body *)	500	420	560	010712806	45,00	16	MD
MEADRAIN DM 2040.0 Drainage channel body *)	1000	520	560	010712782	103,10	8	MD
MEADRAIN DM 2040.1 Drainage channel body *)	500	520	560	010712784	51,26	16	MD

MEADRAIN DM 2000/2020/2040 DAL II and DAR II Drainage channel body without fall, with lateral inlet slots, loading classes up to D 400

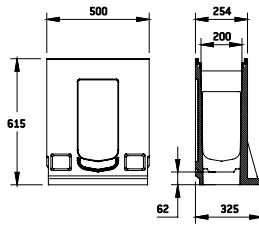
Article	Length (mm)	Height (mm)	Inlet sect. area Ø cm ² /m laterally	Inlet sect. area Ø cm ² /m above	EAN-Code	kg/unit	unit/pallet	MG
MEADRAIN DM 2000.0 DAL II *)	1000	320	125	560	010712387	77,00	12	MD
MEADRAIN DM 2000.1 DAL II *)	500	320	125	560	010712388	38,00	18	MD
MEADRAIN DM 2000.0 DAR II *)	1000	320	125	560	010712393	77,00	12	MD
MEADRAIN DM 2000.1 DAR II *)	500	320	125	560	010712394	38,00	18	MD
MEADRAIN DM 2020.0 DAL II *)	1000	420	125	560	010712808	89,00	8	MD
MEADRAIN DM 2020.1 DAL II *)	500	420	125	560	010712810	44,50	16	MD
MEADRAIN DM 2020.0 DAR II *)	1000	420	125	560	010712812	89,00	8	MD
MEADRAIN DM 2020.1 DAR II *)	500	420	125	560	010712814	44,50	16	MD
MEADRAIN DM 2040.0 DAL II *)	1000	520	125	560	010712920	102,00	8	MD
MEADRAIN DM 2040.1 DAL II *)	500	520	125	560	010712922	51,00	16	MD
MEADRAIN DM 2040.0 DAR II *)	1000	520	125	560	010712924	102,00	8	MD
MEADRAIN DM 2040.1 DAR II *)	500	520	125	560	010712926	51,00	16	MD

> **NOTE** The detailed explanation of the footnotes can be found on page 388.

MEADRAIN DM 2000 ACCESSORIES



010712816

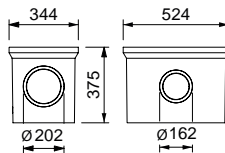


010712798

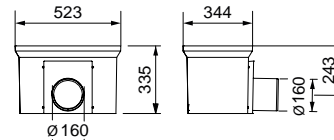
MEADRAIN DM 2000 gully upper part without cover



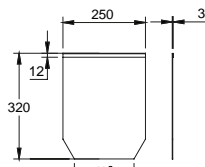

MEA SK-ZT, MEA SK-UT



010154709




010154726



010712375

MEADRAIN DM 2000 end caps

COVERS FOR MEADRAIN DM 2000 GULLY AND INSPECTION ELEMENT



Ductile iron slotted grating

MEADRAIN DM 2000 ACCESSORIES

MEADRAIN DM 2000/2020/2040 inspection elements

Article	Length (mm)	Height (mm)	EAN-Code	kg/unit	unit/pallet	MG
MEADRAIN DM 2000.R inspection element without cover ²¹⁾	500	320	010712381	23,50	8	MD
MEADRAIN DM 2000.R/A Inspection element with outlet PE-HD Ø 200 mm without cover ^{21)*)}	500	320	010712382	26,00	4	MD
MEADRAIN DM 2020.R Inspection element without cover ^{21)*)}	500	420	010712818	34,03	8	MD
MEADRAIN DM 2020.R/A Inspection element with outlet PE-HD Ø 200 mm without cover ^{21)*)}	500	420	010712820	34,19	4	MD
MEADRAIN DM 2040.R Inspection element without cover ^{21)*)}	500	520	010712786	36,00	8	MD

MEADRAIN DM 2000/2020/2040 Gully for all constructive heights

Article	Length (mm)	Height (mm)	EAN-Code	kg/unit	unit/pallet	MG
MEADRAIN DM 2000.SK-OT Gully upper part without cover ²¹⁾	500	365	010712369	25,00	8	MD
MEADRAIN DM 2020.SK-OT Gully upper part without cover ^{21)*)}	500	465	010712816	36,00	8	MD
MEADRAIN DM 2040.SK-OT Gully upper part without cover ^{21)*)}	500	615	010712798	45,72	8	MD
MEA SK-ZT Gully intermediate part made of polymer concrete for a height extension	524	375	010154709	23,31	12	MD
MEA SK-UT short Gully lower part, with integrated drain outlet Ø 160 mm	524	335	010154726	25,16	4	MD
MEA SK-UT short Gully lower part, with integrated drain outlet Ø 200 mm	524	335	010154728	27,00	4	MD
MEADRAIN EN/DM 2000 galv. sediment bucket for gully	-	-	010154717	3,89	1	MD

MEADRAIN DM 2000/2020/2040 End caps

Article	Material	Height (mm)	EAN-Code	kg/unit	unit/pallet	MG
MEADRAIN DM 2000.SE End cap for channel start/end	Galv. steel	320	010712375	0,93	6	MD
MEADRAIN DM 2020.SE End cap for channel start/end ^{*)}	Galv. steel	420	010712822	1,26	1	MD
MEADRAIN DM 2040.SE End cap for channel start/end ^{*)}	Galv. steel	520	010712800	0,70	1	MD

COVERS FOR MEADRAIN DM 2000 GULLY AND INSPECTION ELEMENT

Suitable for the system **MEADRAIN DM 2000**. Loading classes A 15 to F 900 according to EN 1433.

MEADRAIN DM 2000 Covers for gully and inspection element, loading classes up to D 400, 4-fold bolted

Article	Material	Length (mm)	Inlet sect. area Ø cm ² /m above	EAN-Code	kg/unit	unit/pallet	MG
MEA EN 200 Ductile iron slotted grating-D 400-0.5 m 18/96 bolt fixing required ^{*)***)*****)}	Ductile iron	500	962	010154236	7,27	54	MD

MEADRAIN DM 2000 Cover for inspection element and gully, loading classes up to F 900, 4-fold bolted

Article	Material	Length (mm)	Inlet sect. area Ø cm ² /m above	EAN-Code	kg/unit	unit/pallet	MG
MEA EN 200 Ductile iron slotted grating-F 900-0.5 m 17/94 bolt fixing required ^{*)***)*****)}	Ductile iron	500	960	010154237	11,20	80	MD

Grating fixing mechanism

Article	Material	EAN-Code	kg/unit	unit/pallet	MG
MEADRAIN EN Galv.steel grating locking mechanism for all grating widths, 4 pieces/grating with 20NM torque will be needed	Galv. steel	010153096	0,02	1	MD
MEADRAIN EN Stainl.steel grating locking mechanism for all grating widths, 4 pieces/grating with 20NM torque will be needed ^{*)}	Stainl. steel	010153098	0,02	1	MD


> **NOTE** The detailed explanation of the footnotes can be found on page 388.



MEALINE S, G AND 55

The MEALINE drainage channel made of polymer concrete has been designed to be used in gardens, around terraces or in front of a private parking garage.

The MEALINE is available with a large choice of gratings made of ductile iron or galvanised steel. A large choice of accessories is completing the product range, making it a versatile and easy to install product.



Covering gratings in various materials

Polymer concrete drainage channel body

- > Loading class up to B 125
- > Channel body made of polymer concrete
- > Large choice of gratings
- > Easy installation

MEALINE



MEALINE S complete channel
with slotted grating

MEALINE S, G AND 55 POLYMER CONCRETE DRAINAGE CHANNEL WITH GRATING PASSABLE FOR CARS

Passenger car passable drainage channel without fall made of polymer concrete, optionally with galvanised or stainless steel slotted grating, galvanised mesh grating or ductile iron grating. Clear width 100 mm, total width 130 mm. Loading class A 15 to B 125 according to EN 1433. Load capacity according to MEA installation instructions.

MEALINE 55 complete channel without fall, loading class A 15

Article	Length (mm)	Height (mm)	EAN-Code	kg/unit	unit/pallet	MG
MEALINE 55 Complete channel with galv. covering slotted grating-A 15-1 m	1000	55	010150791	5,91	72	MG

MEALINE S complete channel without fall, loading class A 15 according to EN 1433

Article	Length (mm)	Height (mm)	EAN-Code	kg/unit	unit/pallet	MG
MEALINE S Complete channel with galv. covering slotted grating-A 15-1 m Block pallet	1000	78	041150763	7,10	117	MG

MEALINE G complete channel without fall, loading class B 125 according to EN 1433

Article	Length (mm)	Height (mm)	EAN-Code	kg/unit	unit/pallet	MG
MEALINE G Complete channel with two covering slotted gratings-B 125-1 m	1000	81	010150769	9,92	60	MG

MEALINE POLYMER CONCRETE DRAINAGE CHANNEL PASSABLE FOR CARS

Clear width of the drainage channel body 100 mm, total width 78 mm to 81 mm. Suitable for all channel covers **MEA 100 CLIPFIX** with and without longitudinal shift protection. Loading class B 125 according to EN 1433. Load capacity according to MEA installation instructions.

MEALINE Drainage channel without fall, loading classes up to B 125

Article	Length (mm)	Height (mm)	EAN-Code	kg/unit	unit/pallet	MG
MEALINE Drainage channel body only	1000	75	010150767	5,30	90	MG

MEALINE 55 Drainage channel without fall, loading classes up to B 125

Article	Length (mm)	Height (mm)	EAN-Code	kg/unit	unit/pallet	MG
MEALINE 55 Drainage channel body only	1000	55	010150789	4,91	54	MG

> **NOTE** The detailed explanation of the footnotes can be found on page 388.

MEALINE ACCESSORIES

MEALINE End caps

Article	Material	Height (mm)	EAN-Code	kg/unit	unit/pallet	MG
MEAGARD II/MEALINE.SE End cap for channel start/end	PP	113	010150191	0,04	1	MG
MEALINE S.E End cap for channel end with pipe outlet Ø 110 mm	Polymer concrete	145	010150195	0,07	1	MG

MEALINE 55 End cap

Article	Material	Height (mm)	EAN-Code	kg/unit	unit/pallet	MG
MEALINE 55.SE End cap	Polymer concrete	50	010150793	0,06	1	MG

MEALINE Corner piece

Article	Material	EAN-Code	kg/unit	unit/pallet	MG
MEALINE Corner piece	Galv. steel	010150172	1,90	60	MG

MEALINE S and G silt box with cover

Article	Length (mm)	Height (mm)	EAN-Code	kg/unit	unit/pallet	MG
MEALINE S.EK silt box with galv. covering slotted grating-A 15-0.5 m incl. sediment bucket	500	288	010150779	13,30	10	MG
MEALINE G.EK silt box with ductile iron covering grating-B 125-0.5 m incl. sediment bucket	500	291	010150771	14,00	10	MG
MEADRAIN/MEAGARD/MEALINE Drainage set with Ø 110 mm connector, Sediment bucket and odour seal	110	198	010150730	0,20	1	MG

MEALINE 55/S/G CHANNEL COVERS

Loading classes A 15 to B 125 according to EN 1433.

Channel covers for MEAGARD II and MEALINE, loading class A 15 with snap-in channel cover securement

Article	Material	Length (mm)	EAN-Code	kg/unit	unit/pallet	MG
MEAGARD II-LINE Galv. slotted grating-A 15-1 m SP *)	Galv. steel	1000	010150773	1,40	42	MG
MEAGARD II-LINE Galv. slotted grating-A 15-0.5 m SP *)	Galv. steel	500	010150774	0,70	1	MG
MEAGARD II-LINE Stainl. steel slotted grating-A 15-1 m SP *)	Stainl. steel	1000	010150781	1,34	400	MG
MEAGARD II-LINE Stainl. steel slotted grating-A 15-0.5 m SP *)	Stainl. steel	500	010150783	0,68	400	MG

Channel covers for MEAGARD II, loading class A 15 without channel cover securement

Article	Material	Length (mm)	EAN-Code	kg/unit	unit/pallet	MG
MEAGARD II Galv. mesh grating 30/10-A 15-1 m *)	Galv. steel	1000	010150147	2,63	1	MG
MEAGARD II Galv. mesh grating 30/10-A 15-0.5 m *)	Galv. steel	500	010150149	1,34	1	MG

Channel covers for MEAGARD II, loading class B 125 with snap-in channel cover securement

Article	Material	Length (mm)	EAN-Code	kg/unit	unit/pallet	MG
MEAGARD II Ductile iron slotted grating-B 125-0.5 m 12/84 SP *)****)	Ductile iron	500	010150145	2,21	204	MG


> **NOTE** The detailed explanation of the footnotes can be found on page 388.



MEAGARD II/165/200

Light and quick to install, yet durable and low-maintenance, this drainage solution is perfectly suited for all applications around houses and gardens. MEAGARD II was specially developed to offer for every household or residential complex a drainage

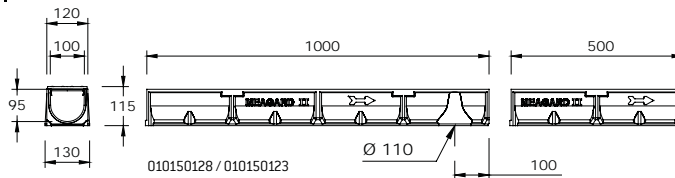
system which is solid, easy to maintain and economical. An extensive range of accessories and large selection of gratings enable an easy, professional installation with maximum design freedom.



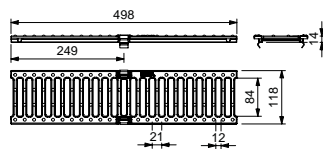
- > Polymer concrete drainage channel body with edge-covering gratings

- > Wide range of accessories available
- > Grates made of galvanised steel, stainless steel or ductile iron

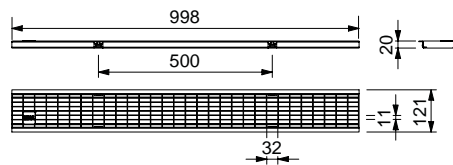
MEAGARD II CHANNELS



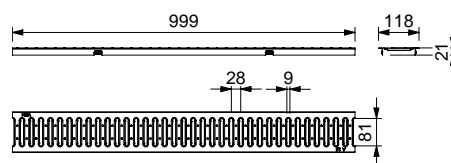
MEAGARD II complete channel with galvanised slotted grating



MEAGARD II complete channel with ductile iron grating



MEAGARD II complete channel with galvanised mesh grating



MEAGARD II complete channel with slotted grating made of stainless steel

MEAGARD II S, G, M AND E POLYMER CONCRETE DRAINAGE CHANNEL WITH GRATING PASSABLE FOR CARS

Passenger car passable drainage channel without fall made of polymer concrete, optionally with galvanised or stainless steel slotted grating, galvanised mesh grating or ductile iron grating. Clear width 100 mm, total width 130 mm. Loading classes A 15 to B 125 according to EN 1433.

MEAGARD II S complete channel with galvanised slotted grating with snap-in locking mechanism, passable passenger cars 22)

Article	Length (mm)	Height (mm)	EAN-Code	kg/unit	unit/pallet	MG
MEAGARD II S complete channel 1 m with galv. slotted grating ¹⁾²²⁾	1000	110	010150121	8,44	48	MG
MEAGARD II S complete channel 0.5 m with galv. slotted grating ²²⁾	500	110	010150123	4,25	96	MG
MEAGARD II S/A complete channel with galv. slotted grating with tight formed-in flanged drain outlet Ø 110 mm ⁸⁾²²⁾	1000	110	010150128	8,20	24	MG

MEAGARD II G complete channel with ductile iron slotted grating with snap-in locking mechanism, loading classes up to B 125

Article	Length (mm)	Height (mm)	EAN-Code	kg/unit	unit/pallet	MG
MEAGARD II G complete channel 1 m with 2 ductile iron grates-B 125 ^{1)****)}	1000	115	010150125	11,69	42	MG
MEAGARD II G complete channel 0.5 m with ductile iron grating-B 125 ^{****)}	500	115	010150127	6,00	84	MG
MEAGARD II G/A complete channel with tight formed-in flanged drain outlet Ø 110 mm and ductile iron slotted grating-B 125- ^{8)****)}	1000	115	010150130	11,00	24	MG

MEAGARD II M complete channel with galvanised mesh grating 30/10 with snap-in locking mechanism, passable passenger cars 22)

Article	Length (mm)	Height (mm)	EAN-Code	kg/unit	unit/pallet	MG
MEAGARD II M complete channel with galv. mesh grating 30/10 ¹⁾²²⁾	1000	110	010150129	10,30	48	MG
MEAGARD II M complete channel with galv. mesh grating 30/10 ^{22)*)}	500	110	010150131	5,15	84	MG

MEAGARD II E complete channel with stainless steel grating with snap-in locking mechanism, passable passenger cars *) 22)

Article	Length (mm)	Height (mm)	EAN-Code	kg/unit	unit/pallet	MG
MEAGARD II E complete channel 1 m with stainl.steel slotted grating ^{1)22)*)}	1000	110	010150115	8,20	48	MG
MEAGARD II E complete channel 0.5 m with stainl.steel slotted grating ^{22)*)}	500	110	010150117	4,30	96	MG

MEAGARD II CHANNEL BODY

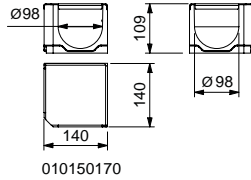
Drainage channel suitable for passenger cars without slope, made of polymer concrete, clear width 100 mm, total width 130 mm. loading classes A 15 to B 125 according to EN 1433.

MEAGARD II Drainage channel body

Article	Length (mm)	Height (mm)	EAN-Code	kg/unit	unit/pallet	MG
MEAGARD II/A Drainage channel body, 1 m ^{4)*)}	1000	108	010150133	7,00	90	MG
MEAGARD II/A Drainage channel body, 0.5 m ^{4)*)}	500	108	010150135	3,50	120	MG
MEAGARD II/A Drainage channel body with Ø 110 mm outlet ^{8)*)}	1000	108	010150132	7,00	30	MG

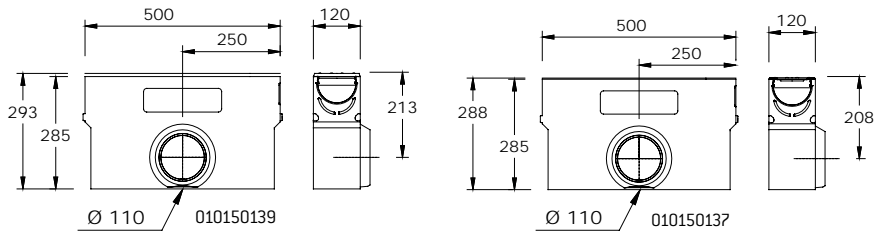
> **NOTE** The detailed explanation of the footnotes can be found on page 388.

MEAGARD II ACCESSORIES

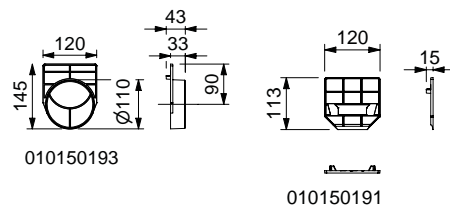


MEAGARD II corner element

010150170



MEAGARD II gully with galv. slotted grating



MEAGARD II end caps

010150193

010150191

MEAGARD II S, G, M AND E ACCESSORIES

MEAGARD II Corner element with closed cover made of galvanised steel

Article	Length (mm)	Height (mm)	EAN-Code	kg/unit	unit/pallet	MG
MEAGARD II corner element with galv. cover *)	140	110	010150170	2,30	48	MG

MEAGARD II silt box incl. grate and sediment bucket

Article	Length (mm)	Height (mm)	EAN-Code	kg/unit	unit/pallet	MG
MEAGARD II S.EK silt box with galv. slotted grating with sediment bucket ²²⁾	500	288	010150137	13,30	10	MG
MEAGARD II G.EK silt box with ductile iron slotted grating-B 125-with sediment bucket	500	293	010150139	14,00	10	MG
MEAGARD II M.EK silt box with covering galv. mesh grating 30/10 with sediment bucket ^{22) *)}	500	288	010150141	12,71	10	MG
MEAGARD II E.EK silt box with covering stainl.steel slotted grating with sediment bucket ^{22) *)}	500	293	010150119	13,30	10	MG
MEAGARD II EK silt box without grating with sediment bucket *)	500	-	010150143	12,35	10	MG
MEA GARD LINE-RIN-FLUID1000-Plastic sediment bucket *)	466	150	010710061	0,31	1	MG

> NOTE The detailed explanation of the footnotes can be found on page 388.

MEAGARD II S, G, M AND E ACCESSORIES

MEAGARD II end caps

Article	Material	Height (mm)	EAN-Code	kg/unit	unit/pallet	MG
MEAGARD II/MEALINE.SE End cap for channel start/end	PP	113	010150191	0,04	1	MG
MEAGARD II.E End cap for the end of the channel with HD-PE connection piece Ø 110 mm	PP	145	010150193	0,06	1	MG

MEAGARD II Accessories

Article	Material	EAN-Code	kg/unit	unit/pallet	MG
MEADRAIN/MEAGARD/MEALINE Drainage set with Ø 110 mm connector, Sediment bucket and odour seal	PP	010150730	0,20	1	MG
MEAGARD Outlet Ø 110 mm, with moulded support ring for holding the odour trap 010145060 *)	PP	010150197	0,80	1	MG
Odour trap including dirt filter *)	PP	010145060	0,09	1	DY

MEAGARD II LINE DRAINAGE CHANNEL COVERS

Suitable for the MEAGARD II and MEALINE system. For channel body and silt box. Total width of grating 118 mm. Loading classes A 15 to B 125 according to EN 1433.

Channel covers for MEAGARD II and MEALINE, loading class A 15 with snap-in channel cover securement

Article	Material	Length (mm)	EAN-Code	kg/unit	unit/pallet	MG
MEAGARD II-LINE Galv. slotted grating-A 15-1 m SP *)	Galv. steel	1000	010150773	1,40	42	MG
MEAGARD II-LINE Galv. slotted grating-A 15-0.5 m SP *)	Galv. steel	500	010150774	0,70	1	MG
MEAGARD II-LINE Stainl. steel slotted grating-A 15-1 m SP *)	Stainl. steel	1000	010150781	1,34	400	MG
MEAGARD II-LINE Stainl. steel slotted grating-A 15-0.5 m SP *)	Stainl. steel	500	010150783	0,68	400	MG

Channel covers for MEAGARD II, loading class B 125 with snap-in channel cover securement

Article	Material	Length (mm)	EAN-Code	kg/unit	unit/pallet	MG
MEAGARD II Ductile iron slotted grating-B 125-0.5 m 12/84 SP *)****)	Ductile iron	500	010150145	2,21	204	MG

Channel covers for MEAGARD II, loading class A 15 without channel cover securement

Article	Material	Length (mm)	EAN-Code	kg/unit	unit/pallet	MG
MEAGARD II Galv. mesh grating 30/10-A 15-1 m *)	Galv. steel	1000	010150147	2,63	1	MG
MEAGARD II Galv. mesh grating 30/10-A 15-0.5 m *)	Galv. steel	500	010150149	1,34	1	MG

> **NOTE** The detailed explanation of the footnotes can be found on page 388.

MEAGARD 165/200



MEAGARD 200 + mesh grating

MEAGARD 165 POLYMER CONCRETE DRAINAGE CHANNEL

Passenger car passable drainage channel without fall made of polymer concrete. Clear width 140 mm, total width 165 mm. Loading class A 15 according to EN 1433. Load capacity according to specification, when installed according to the MEA installation instructions.

MEAGARD 165 Complete drainage channel, loading class A 15

Article	Length (mm)	Height (mm)	EAN-Code	kg/unit	unit/pallet	MG
MEAGARD 165 complete channel with galv. mesh grating 30/10-A 15-1 m	1000	117	010150331	14,10	35	MG

MEAGARD 165 Drainage channel body, loading classes up to C 250

Article	Length (mm)	Height (mm)	EAN-Code	kg/unit	unit/pallet	MG
MEAGARD 165 Drainage channel body-C 250-1 m	1000	115	010150337	9,70	20	MG

MEAGARD 165 ACCESSORIES

MEAGARD 165 End cap

Article	Material	Height (mm)	EAN-Code	kg/unit	unit/pallet	MG
MEAGARD 165.SE End cap for channel start/end	Polymer concrete	120	010150335	0,60	1	MG

MEAGARD 165 CHANNEL COVERS

Loading class A 15 according to EN 1433.

Channel covers for MEAGARD 165, loading class A 15, bolt fixing required

Article	Material	Length (mm)	EAN-Code	kg/unit	unit/pallet	MG
MEAGARD 165 Galv. covering mesh grating 998x163 30/10-A 15	Galv. steel	1000	010195000	3,78	100	MG

> NOTE The detailed explanation of the footnotes can be found on page 388.

MEAGARD 200 POLYMER CONCRETE DRAINAGE CHANNEL

Clear width 150 mm, total width 200 mm. Channel bodies made of polymer concrete. Loading classes A 15 to B 125 according to EN 1433. Load capacity according to specification, when installed according to the MEA installation instructions.

MEAGARD 200 complete drainage channel

Article	Length (mm)	Height (mm)	EAN-Code	kg/unit	unit/pallet	MG
MEAGARD 200 complete channel with galv. mesh grating 30/10-A 15-1 m	1000	153	010150564	17,72	24	MG
MEAGARD 200 complete channel with ductile iron slotted grating-B 125-1 m	1000	155	010150567	22,67	24	MG

MEAGARD 200 Drainage channel body, loading classes up to B 125

Article	Length (mm)	Height (mm)	EAN-Code	kg/unit	unit/pallet	MG
MEAGARD 200 Drainage channel body-B 125-1 m	1000	150	010150570	13,50	40	MG

MEAGARD 200 ACCESSORIES

MEAGARD 200 End caps

Article	Material	Height (mm)	EAN-Code	kg/unit	unit/pallet	MG
MEAGARD 200.SE End cap for channel start/end	Polymer concrete	150	010150576	1,07	1	MG
MEAGARD 200.E End cap for channel end with \varnothing 110 mm outlet	Polymer concrete	155	010150578	1,20	1	MG

MEAGARD 200 CHANNEL COVERS

Loading classes A 15 to B 125 according to EN 1433.

Drainage channel covers for MEAGARD 200, loading classes up to B 125, bolt fixing required

Article	Material	Length (mm)	Inlet sect. area \varnothing cm ² /m above	EAN-Code	kg/unit	unit/pallet	MG
MEA 200 Ductile iron slotted grating-B 125-0.5 m 12/150 bolt fixing required *)*****)	Ductile iron	500	630	010150584	4,80	180	MG
MEA 200 Ductile iron slotted covering grating-B 125-0.5 m 12/150 bolt fixing required *)*****)	Ductile iron	500	-	045150584	5,00	1	MG
MEA 200 Galv. mesh grating 30/10-A 15-1 m bolt fixing required	Galv. steel	1000	1420	010150580	4,49	96	MG

Locking mechanism

Article	Material	EAN-Code	kg/unit	unit/pallet	MG
MEAGARD 200 Locking mechanism for 30/10 mesh gratings	Galv. steel	010150588	0,23	1	MG
MEAGARD 200 Locking mechanism for grates made of ductile iron	Galv. steel	010153159	0,22	1	MG


> **NOTE** The detailed explanation of the footnotes can be found on page 388.



MEAGARD COURTYARD GULLY

Perfectly suitable for point drainage in the home and garden area: the MEAGARD courtyard gully made of durable polymer concrete with visually appealing covers made of galvanised steel or ductile iron.

MEAGARD courtyard gully is used where the requirements for a linear drainage system are not given. Thanks to the optimal geometry and perfect inlet cross-section the MEAGARD courtyard gully offer a safe point drainage solution.



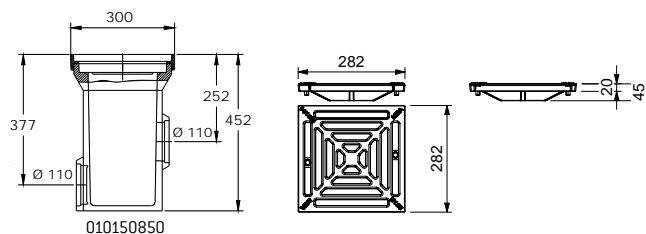
- > Covers made of ductile iron or galvanised steel
- > Including odour trap and sediment bucket

- > With ductile iron top frame or covering mesh grating

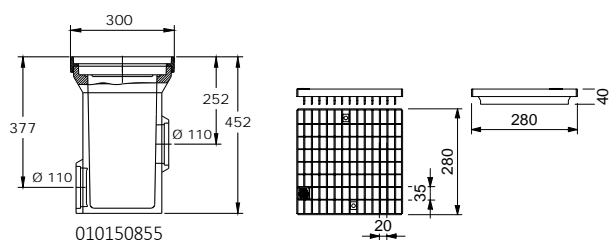
MEAGARD COURTYARD GULLY

A 15 B 125

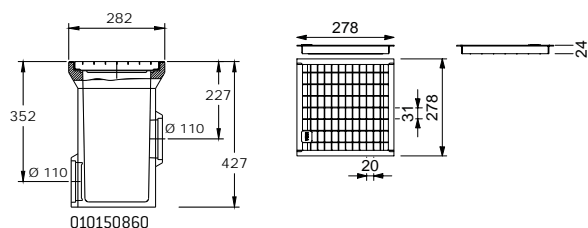
MEAGARD COURTYARD GULLY



MEAGARD complete yard gully with ductile iron grating



MEAGARD complete yard gully with mesh grating 20/30



MEAGARD complete yard gully with covering galvanised mesh grating 30/20

MEAGARD POLYMER CONCRETE COURTYARD GULLY

Courtyard gully made of polymer concrete with sediment bucket, odour trap and connector \varnothing 110 mm. Optionally with ductile iron grating (B 125), galvanized mesh grating 20/30 (B 125) and covering galvanized mesh grating 30/20 (passable passenger cars). Loading classes A 15 to B 125 (gratings according to EN 124), including ductile iron stacking frame.

MEAGARD courtyard gully complete with covers

Article	Length (mm)	Width (mm)	Height (mm)	EAN-Code	kg/unit	unit/pallet	MG
MEAGARD complete yard gully with ductile iron grating-B 125 *****)	300	300	452	010150850	30,09	16	MG
MEAGARD complete yard gully with galv. mesh grating 20/30-B 125	300	300	452	010150855	30,40	16	MG
MEAGARD complete yard gully with galv. mesh grating 30/20-passable passenger cars ²⁾	282	282	427	010150860	22,65	16	MG

Locking bolt for MEAGARD

Article	Material	EAN-Code	kg/unit	unit/pallet	MG
MEAGARD Gully locking mechanism for ductile iron and mesh gratings, B 125, Stainl.steel 2 bolts per grating. Grating fixing mechanism only in gully lower part possible! *)	Stainl. steel	010153196	0,02	1	MG

> NOTE The detailed explanation of the footnotes can be found on page 388.

MEAGARD COURTYARD GULLY ACCESSORIES

MEAGARD courtyard gully single components

Article	Material	Length (mm)	Width (mm)	Height (mm)	EAN-Code	kg/unit	unit/pallet	MG
MEAGARD courtyard gully under part 282 x 282 x 425 mm with possible connection \varnothing 100 mm *)	Polymer concrete	282	282	425	010150800	17,42	16	MG
MEAGARD courtyard gully ductile iron stacking frame 300 x 300 mm *)	Ductile iron	300	300	45	010150825	3,40	90	MG

MEAGARD courtyard gully additional elements for height compensation

Article	Length (mm)	Width (mm)	Height (mm)	EAN-Code	kg/unit	unit/pallet	MG
MEAGARD courtyard gully compensation element for height adjustment, H= 60 mm, no grating bolt locking mechanism possible *)	282	282	60	010150810	3,20	36	MG
MEAGARD courtyard gully height adjustment element to increase construction height, H= 250 mm with moulded inserts \varnothing 110 mm on both sides for rainwater pipes, no grating bolt locking mechanism possible *)	282	282	250	010150805	11,37	18	MG

MEAGARD courtyard gully accessories

Article	Material	EAN-Code	kg/unit	unit/pallet	MG
MEAGARD courtyard gully sediment bucket made of plastic	Polyethylene	010710063	0,20	1	MG
MEAGARD courtyard gully GVS odour trap	Polymer concrete	010150815	3,04	86	MG
MEA NBR lip sealing ring \varnothing 110 mm made of highly resistant synthetic rubber for the liquid-tight connection of drain pipes *)	Nitrile rubber	010153883	0,02	1	MD
MEA ResiFix PY composite mortar (styrene-free) 165 ml cartridge + 2 mixing outlets *)	Polyester resin 2-component	010504205	0,35	1	MG

MEAGARD COURTYARD GULLY COVERS

Loading classes A 15 to B 125 according to EN 1433.

MEAGARD courtyard gully cover, loading classes up to B 125

Article	Material	Length (mm)	Width (mm)	EAN-Code	kg/unit	unit/pallet	MG
MEAGARD courtyard gully ductile iron cover 16/192 mm B 125 *)****)	Ductile iron	280	280	010150830	4,90	99	MG
MEAGARD courtyard gully 20/30 mesh grating cover B 125 *)	Galv. steel	280	280	010150835	3,88	200	MG
MEAGARD courtyard gully 30/20 mesh grating cover-Passable passenger cars *)	Galv. steel	282	282	010150840	1,23	336	MG

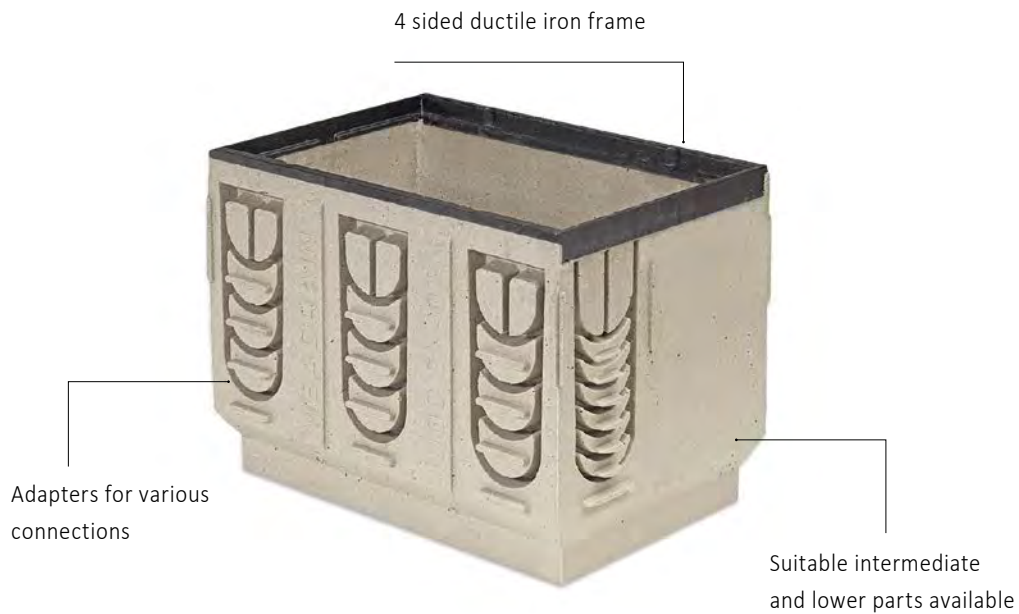
> **NOTE** The detailed explanation of the footnotes can be found on page 388.



MEADRAIN EN POINT DRAINAGE

In some cases, a point drainage is the better method of quickly and safely discharging rain water. Even for high

loads, the point drainage EN is ideally suited for this purpose.



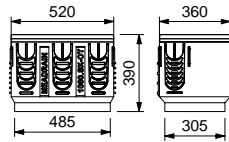
- > With non-bolted PROFIX channel securement
- > Matching ductile iron covers

- > Loading class F 900

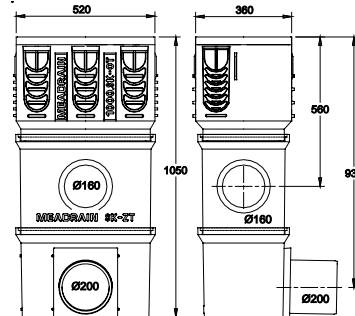
MEADRAIN EN POINT DRAINAGE



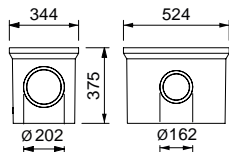
MEADRAIN EN Point inlet upper part



010154707



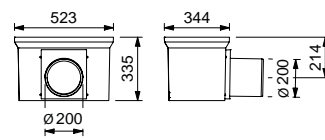
MEA SK-ZT



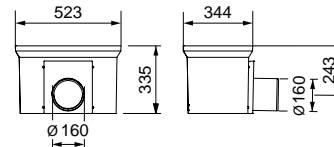
010154709



MEA SK-UT short



010154728



010154726

MEA 300 PROFIX CHANNEL COVER



Ductile iron slotted grating

MEADRAIN EN POINT DRAINAGE

Point inlet made of polymer concrete, suitable for drainage channel covers **MEA 300 PROFIX**. Also usable as gully for the channel system MEADRAIN EN 1000. General Building Authority Approval Z- 74.4- 28

Gully lower parts for point inlet made of polymer concrete with surrounding ductile iron frame

Article	Length (mm)	Height (mm)	EAN-Code	kg/unit	unit/pallet	MG
MEADRAIN EN SK-OT point inlet upper part with integrated ductile iron frame *)	520	390	010154707	43,85	8	MD
MEA SK-ZT Gully intermediate part made of polymer concrete for a height extension	524	375	010154709	23,31	12	MD
MEA SK-UT short Gully lower part, with integrated drain outlet Ø 160 mm	524	335	010154726	25,16	4	MD
MEA SK-UT short Gully lower part, with integrated drain outlet Ø 200 mm	524	335	010154728	27,00	4	MD
MEA SK-UT short variant, gully lower part with moulded inserts for connection of drains Ø 160 mm and Ø 200 mm ^{16) *)}	524	335	010154711	24,18	12	MD
MEA SK-UT deep gully lower part with moulded inserts for connection of drains Ø 160 mm and Ø 200 mm ^{16) *)}	524	485	010154719	33,60	8	MD
MEA Gully plastic Sediment bucket-short for gully with gully upper and lower part	-	-	010154714	1,90	60	MD
MEA Gully plastic Sediment bucket-long. For gully with gully upper, intermediate and lower part. *)	-	-	010154718	2,50	40	MD
NBR-sealing ring Ø 160 mm for water-tight connection of lower gully section *)	-	-	010153885	0,05	1	MD
NBR-sealing ring Ø 200 mm for water-tight connection of lower gully section *)	-	-	010153889	0,05	1	MD

MEADRAIN EN POINT DRAINAGE ACCESSORIES

MEADRAIN EN Point inlet accessories

Article	Material	EAN-Code	kg/unit	unit/pallet	MG
SABA SEALER MBT-Sealant 0,45L *)	-	010155801	0,71	1	MD
SABA installation set for SEALER MBT *)	-	010155809	3,66	1	MD

MEA 300 PROFIX CHANNEL COVERS

With non-bolted PROFIX channel securement. Suitable for the **point inlet MEADRAIN EN**, total width 322 mm.

MEA EN 300 Channel covers, loading class C 250 with non-bolted PROFIX channel cover securement

Article	Material	Length (mm)	Inlet sect. area Ø cm ² /m above	EAN-Code	kg/unit	unit/pallet	MG
MEA EN 300 Ductile iron slotted grating-C 250-0.5 m 18/143 PX *)***)****)	Ductile iron	500	-	010153585	13,84	30	MD

MEA EN 300 Channel covers, loading class D 400 with non-bolted PROFIX channel cover securement **)

Article	Material	Length (mm)	Inlet sect. area Ø cm ² /m above	EAN-Code	kg/unit	unit/pallet	MG
MEA EN 300 Ductile iron slotted grating-D 400-0.5 m 18/143 PX *)***)****)	Ductile iron	500	-	010153589	19,32	30	MD
MEA EN 300 Ductile iron solid cover-D 400-0.5 m PX *)***)****)	Ductile iron	500	-	010153587	18,54	30	MD

MEA EN 300 Channel covers, loading class F 900 with non-bolted PROFIX channel cover securement **)

Article	Material	Length (mm)	Inlet sect. area Ø cm ² /m above	EAN-Code	kg/unit	unit/pallet	MG
MEA EN 300 Ductile iron slotted grating-F 900-0.5 m 16/143 PX *)***)****)	Ductile iron	500	-	010154855	24,80	30	MD

Grid hook

Article	Material	EAN-Code	kg/unit	unit/pallet	MG
MEADRAIN/MEARIN Grid hook	Galv. steel	010152115	0,23	1	GR

> **NOTE** The detailed explanation of the footnotes can be found on page 388.

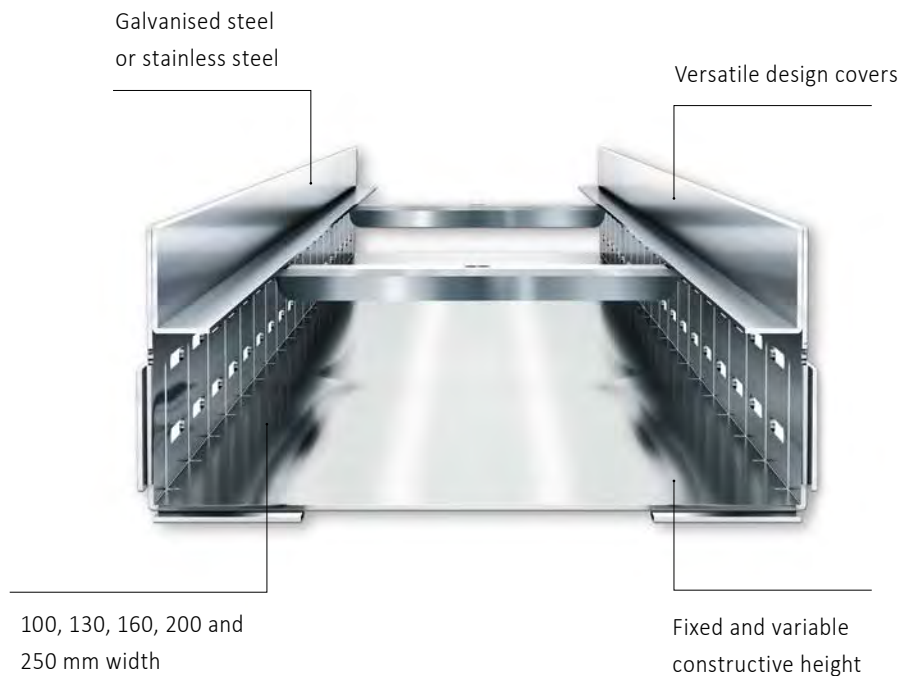
METAL



MEATEC DRAINAGE SOLUTIONS MADE OF METAL

Drainage products made of galvanised steel or stainless steel offer a high degree of application possibilities that prevent moisture from penetrating into the building in

sensitive door and facade areas. Metal can be used flexibly, is recyclable and offers a wide variety of design options through high-quality design covers.




- > Optimally matched components
- > Easy to install thanks to the MEATEC 'insert and connect' system
- > Branch and drainage channels connected together optimally
- > Can be shortened to the required length with no loss of functionality, height-adjustable, even when already installed
- > Installation in accordance with flat roof regulation and DIN 18531
- > Barrier-free installation according to DIN 18040 (part 1 and 2)
- > Optimal rear ventilation of the facade
- > Increased run-off rate
- > Integrated gravel borders
- > Aesthetically pleasing design
- > Cross bracing as a standard feature adds
- > Stability to the drainage channels
- > Eco-friendly

MEATEC FACADE AND TERRACE DRAINAGE

can be walked on and wheelchair passable

MEATEC SYSTEM OVERVIEW

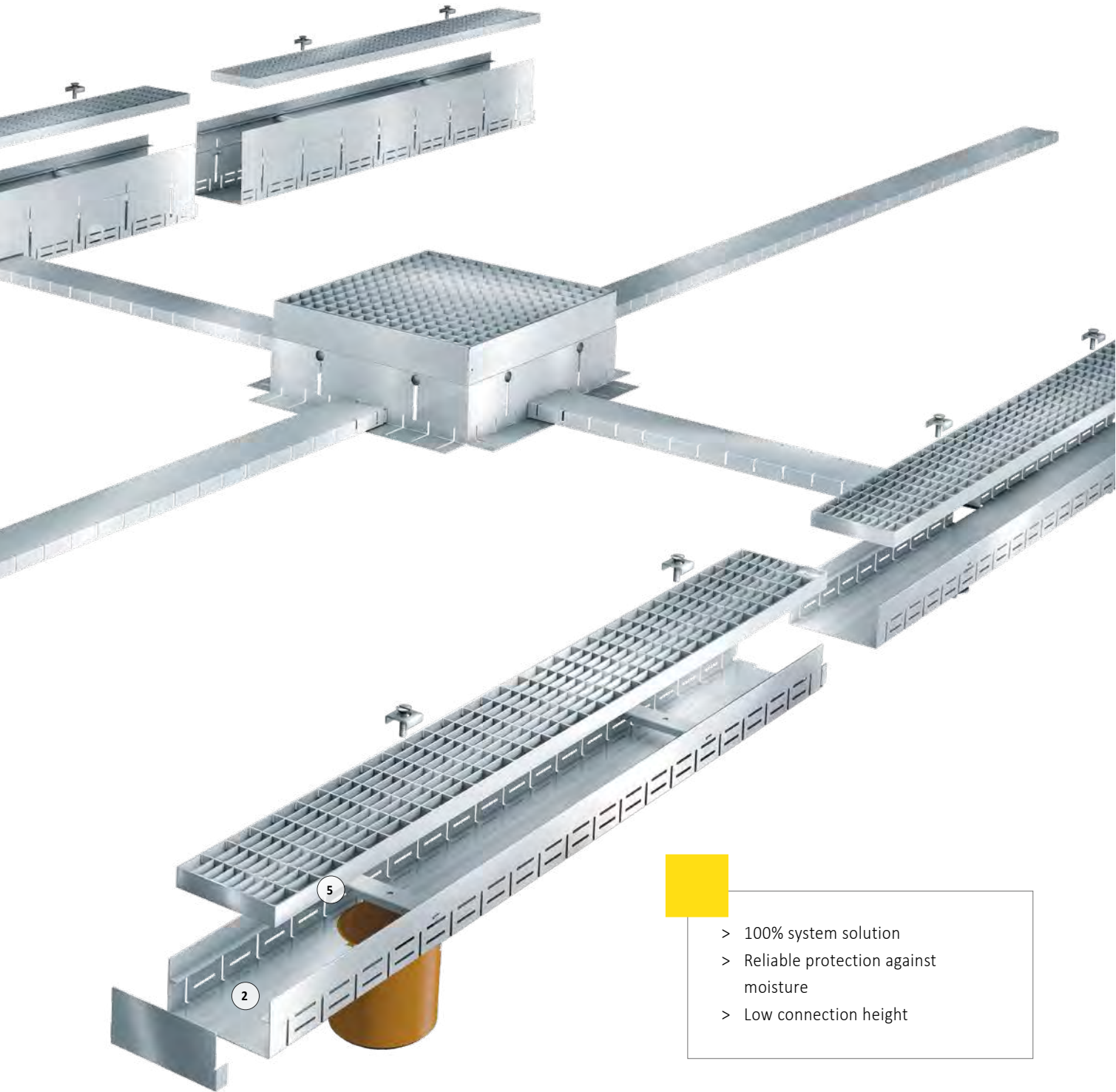


- 1- MEATEC channel body with variable installation height
- 2- MEATEC channel body with fixed installation height
- 3- Complete channel system available in galvanised steel or stainless steel
- 4- Inlet slots on both sides for fast water drainage
- 5- Two channel cross bracings per running metre of channel length
- 6- Wide selection of design gratings for aesthetically demanding projects



MEATEC FACADE AND TERRACE DRAINAGE

can be walked on and wheelchair passable



- > 100% system solution
- > Reliable protection against moisture
- > Low connection height

Glass-fibre-reinforced composite

Recycled plastic

Polymer concrete

Metal

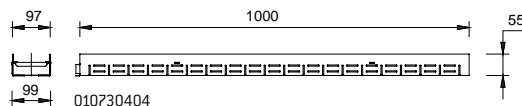
Rainwater treatment

Other

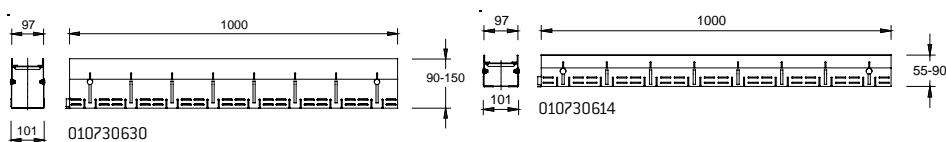
MEATEC FACADE AND TERRACE DRAINAGE | 100

can be walked on and wheelchair passable

MEATEC 100 DRAINAGE CHANNEL BODIES



MEATEC 100 fixed height



MEATEC 100 variable height

MEATEC 100 MADE OF GALVANISED STEEL FIXED CONSTRUCTIVE HEIGHT

Drainage system made of galvanised steel or stainless steel, with slots on both sides (integrated gravel border). For the installation according to the shallow roof directive and EN 18531. Enabled barrier-free construction methods according to EN 18040-1 and -2. Can be walked over and is compatible for wheelchairs. Grating fixing mechanism bolt optionally available.

MEATEC V 100 drainage channel bodies, fixed heights, galvanised steel

Article	Length (mm)	Height (mm)	EAN-Code	kg/unit	unit/pallet	MG
MEATEC V 100-F55 Drainage channel-2 m	2000	55	010730407	3,90	128	TC
MEATEC V 100-F55 Drainage channel-1 m	1000	55	010730404	1,90	128	TC
MEATEC V 100-F55 Drainage channel-0.5 m *)	500	55	010730406	1,00	28	TC
MEATEC V 100-F70 Drainage channel-2 m	2000	70	010730418	4,30	10	TC
MEATEC V 100-F70 Drainage channel-1 m	1000	70	010730420	2,20	1	TC
MEATEC V 100-F70 Drainage channel-0.5 m *)	500	70	010730422	1,10	24	TC
MEATEC V 100-F90 Drainage channel-2 m	2000	90	010730434	5,00	1	TC
MEATEC V 100-F90 Drainage channel-1 m	1000	90	010730436	2,50	1	TC
MEATEC V 100-F90 Drainage channel-0.5 m *)	500	90	010730438	1,30	1	TC

> NOTE The detailed explanation of the footnotes can be found on page 388.

MEATEC 100 MADE OF GALVANISED STEEL OR STAINLESS STEEL FIXED OR VARIABLE CONSTRUCTIVE HEIGHTS

Drainage system made of galvanised steel or stainless steel, with slots on both sides (integrated gravel border). For the installation according to the shallow roof directive and EN 18531. Enabled barrier-free construction methods according to EN 18040-1 and -2. Can be walked over and is compatible for wheelchairs. Grating fixing mechanism bolt optionally available.

MEATEC E 100 drainage channel bodies, fixed heights, stainless steel

Article	Length (mm)	Height (mm)	EAN-Code	kg/unit	unit/pallet	MG
MEATEC E 100-F55 Drainage channel-2 m ^{*)}	2000	55	010730410	3,90	50	TC
MEATEC E 100-F55 Drainage channel-1 m ^{*)}	1000	55	010730412	1,90	1	TC
MEATEC E 100-F55 Drainage channel-0.5 m ^{*)}	500	55	010730414	1,00	1	TC
MEATEC E 100-F70 Drainage channel-2 m ^{*)}	2000	70	010730426	4,30	20	TC
MEATEC E 100-F70 Drainage channel-1 m ^{*)}	1000	70	010730428	2,20	1	TC
MEATEC E 100-F70 Drainage channel-0.5 m ^{*)}	500	70	010730430	1,10	1	TC
MEATEC E 100-F90 Drainage channel-2 m ^{*)}	2000	90	010730442	5,00	1	TC
MEATEC E 100-F90 Drainage channel-1 m ^{*)}	1000	90	010730444	2,50	1	TC
MEATEC E 100-F90 Drainage channel-0.5 m ^{*)}	500	90	010730446	1,30	1	TC

MEATEC V 100 drainage channel bodies, variable heights, galvanised steel

Article	Length (mm)	Height (mm)	Height 2 (mm)	EAN-Code	kg/unit	unit/pallet	MG
MEATEC V 100-V55-90 Drainage channel-2 m ^{*)}	2000	55	90	010730612	4,90	128	TC
MEATEC V 100-V55-90 Drainage channel-1 m ^{*)}	1000	55	90	010730614	2,50	1	TC
MEATEC V 100-V55-90 Drainage channel-0.5 m ^{*)}	500	55	90	010730616	1,30	1	TC
MEATEC V 100-V90-150 Drainage channel-2 m ^{*)}	2000	90	150	010730628	6,90	64	TC
MEATEC V 100-V90-150 Drainage channel-1 m ^{*)}	1000	90	150	010730630	3,50	22	TC
MEATEC V 100-V90-150 Drainage channel-0.5 m ^{*)}	500	90	150	010730632	1,80	16	TC


MEATEC E 100 drainage channel bodies, variable heights, stainless steel

Article	Length (mm)	Height (mm)	Height 2 (mm)	EAN-Code	kg/unit	unit/pallet	MG
MEATEC E 100-V55-90 Drainage channel-2 m ^{*)}	2000	55	90	010730620	4,90	1	TC
MEATEC E 100-V55-90 Drainage channel-1 m ^{*)}	1000	55	90	010730622	2,50	1	TC
MEATEC E 100-V55-90 Drainage channel-0.5 m ^{*)}	500	55	90	010730624	1,30	1	TC
MEATEC E 100-V90-150 Drainage channel-2 m ^{*)}	2000	90	150	010730636	6,90	10	TC
MEATEC E 100-V90-150 Drainage channel-1 m ^{*)}	1000	90	150	010730638	3,50	1	TC
MEATEC E 100-V90-150 Drainage channel-0.5 m ^{*)}	500	90	150	010730640	1,80	1	TC

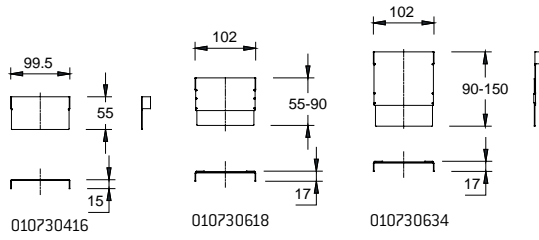
> **NOTE** The detailed explanation of the footnotes can be found on page 388.

can be walked on and wheelchair passable


MEATEC 100 ACCESSORIES



MEATEC 100 End cap



MEATEC 100 CHANNEL COVERS



Longitudinal bar grating



Mesh grating 30/10

MEATEC 100 ACCESSORIES IN GALVANISED STEEL OR STAINLESS STEEL

MEATEC V 100 End caps in fixed and variable heights, galvanised steel

Article	Material	Height (mm)	Height 2 (mm)	EAN-Code	kg/unit	unit/pallet	MG
MEATEC V 100-F55.SE End cap fixed height	Galv. steel	55	-	010730408	0,05	1	TC
MEATEC V 100-F70.SE End cap fixed height	Galv. steel	70	-	010730424	0,06	1	TC
MEATEC V 100-F90.SE End cap fixed height	Galv. steel	90	-	010730440	0,08	1	TC
MEATEC V 100-V55-90.SE End cap variable height *)	Galv. steel	55	90	010730618	0,08	1	TC
MEATEC V 100-V90-150.SE End cap variable height *)	Galv. steel	90	150	010730634	0,12	1	TC

MEATEC E 100 End caps in fixed and variable heights, stainless steel

Article	Material	Height (mm)	Height 2 (mm)	EAN-Code	kg/unit	unit/pallet	MG
MEATEC E 100-F55.SE End cap fixed height *)	Stainl. steel	55	-	010730416	0,05	1	TC
MEATEC E 100-F70.SE End cap fixed height *)	Stainl. steel	70	-	010730432	0,06	1	TC
MEATEC E 100-F90.SE End cap fixed height *)	Stainl. steel	90	-	010730448	0,08	1	TC
MEATEC E 100-V55-90.SE End cap variable height *)	Stainl. steel	55	90	010730626	0,08	1	TC
MEATEC E 100-V90-150.SE End cap variable height *)	Stainl. steel	90	150	010730642	0,12	1	TC

MEATEC 100 GRATES MADE OF GALVANISED STEEL OR STAINLESS STEEL

Suitable for **MEATEC 100** Drainage channel body. Can be walked over and is wheelchair passable, grating fixing mechanism bolt optionally available.

MEATEC V 100 channel covers, total width 92 mm

Article	Material	Length (mm)	Inlet sect. area Ø cm ² /m above	EAN-Code	kg/unit	unit/pallet	MG
MEATEC 100 Galv. longitudinal bar grating-1 m	Galv. steel	1000	627	010730736	3,49	168	TC
MEATEC 100 Galv. longitudinal bar grating-0.5 m *)	Galv. steel	500	627	010730738	1,78	168	TC
MEATEC 100 Galv. mesh grating-1 m 30/10	Galv. steel	1000	630	010730732	2,15	200	TC
MEATEC 100 Galv. mesh grating-0.5 m 30/10	Galv. steel	500	630	010730734	1,12	50	TC
MEATEC 100 Stainl. steel longitudinal bar grating-1 m *)	Stainl. steel	1000	627	010730744	3,38	50	TC
MEATEC 100 Stainl. steel longitudinal bar grating-0.5 m *)	Stainl. steel	500	627	010730746	1,71	5	TC
MEATEC 100 Stainl. steel mesh grating-1 m 30/10 *)	Stainl. steel	1000	630	010730740	2,03	50	TC
MEATEC 100 Stainl. steel mesh grating-0.5 m 30/10 *)	Stainl. steel	500	630	010730742	1,02	20	TC

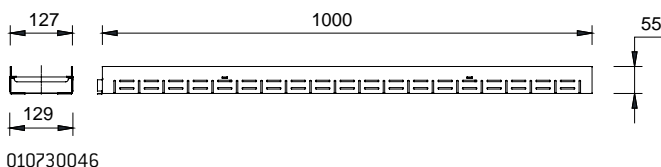
Grating fixing mechanism, stainless steel

Article	Material	EAN-Code	kg/unit	unit/pallet	MG
MEATEC Grating fixing bolt AISI 304, 2 bolts/metre necessary *)	Stainl. steel	010730796	0,02	1	TC

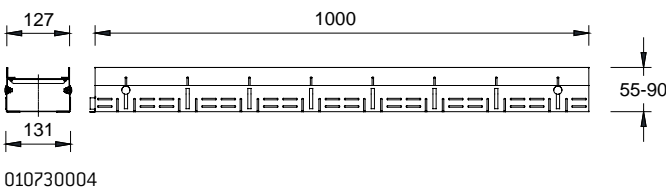
> **NOTE** The detailed explanation of the footnotes can be found on page 388.

can be walked on and wheelchair passable

MEATEC 130 CHANNEL BODIES



MEATEC 130 fixed height



MEATEC 130 variable height

MEATEC 130 MADE OF GALVANISED STEEL FIXED CONSTRUCTIVE HEIGHT

Drainage system made of galvanised steel or stainless steel, with slots on both sides (integrated gravel border). For the installation according to the shallow roof directive and EN 18531. Enabled barrier-free construction methods according to EN 18040-1 and -2. Can be walked over and is compatible for wheelchairs. Grating fixing bolt optionally available.

MEATEC V 130 drainage channel bodies, fixed heights, galvanised steel

Article	Length (mm)	Height (mm)	EAN-Code	kg/unit	unit/pallet	MG
MEATEC V 130-F55 Drainage channel-2 m	2000	55	010730026	4,60	96	TC
MEATEC V 130-F55 Drainage channel-1 m	1000	55	010730028	2,30	96	TC
MEATEC V 130-F55 Drainage channel-0.5 m	500	55	010730030	1,20	160	TC
MEATEC V 130-F55/A Drainage channel with connector \varnothing 110 mm ^{*)}	1000	55	010730200	2,50	1	TC
MEATEC V 130-F70 Drainage channel-2 m	2000	70	010730032	5,10	72	TC
MEATEC V 130-F70 Drainage channel-1 m	1000	70	010730034	2,60	72	TC
MEATEC V 130-F70 Drainage channel-0.5 m	500	70	010730036	1,30	120	TC
MEATEC V 130-F70/A Drainage channel with connector \varnothing 110 mm ^{*)}	1000	70	010730204	2,80	1	TC
MEATEC V 130-F90 Drainage channel-2 m	2000	90	010730208	5,70	50	TC
MEATEC V 130-F90 Drainage channel-1 m	1000	90	010730210	2,90	1	TC
MEATEC V 130-F90 Drainage channel-0.5 m	500	90	010730214	1,40	1	TC
MEATEC V 130-F90/A Drainage channel with connector \varnothing 110 mm ^{*)}	1000	90	010730212	3,10	1	TC

> NOTE The detailed explanation of the footnotes can be found on page 388.

MEATEC 130 MADE OF GALVANISED STEEL OR STAINLESS STEEL FIXED OR VARIABLE CONSTRUCTIVE HEIGHT

Drainage system made of galvanised steel or stainless steel, with slots on both sides (integrated gravel border). For the installation according to the shallow roof directive and EN 18531. Enabled barrier-free construction methods according to EN 18040-1 and -2. Can be walked over and is compatible for wheelchairs. Grating fixing bolt optionally available.

MEATEC E 130 drainage channel bodies, fixed heights, stainless steel

Article	Length (mm)	Height (mm)	EAN-Code	kg/unit	unit/pallet	MG
MEATEC E 130-F55 Drainage channel-2 m ^{*)}	2000	55	010730044	4,60	32	TC
MEATEC E 130-F55 Drainage channel-1 m ^{*)}	1000	55	010730046	2,30	48	TC
MEATEC E 130-F55 Drainage channel-0.5 m ^{*)}	500	55	010730048	1,20	44	TC
MEATEC E 130-F55/A Drainage channel with connector \varnothing 110 mm ^{*)}	1000	55	010730202	2,50	1	TC
MEATEC E 130-F70 Drainage channel-2 m ^{*)}	2000	70	010730050	5,10	48	TC
MEATEC E 130-F70 Drainage channel-1 m ^{*)}	1000	70	010730052	2,60	48	TC
MEATEC E 130-F70 Drainage channel-0.5 m ^{*)}	500	70	010730054	1,30	32	TC
MEATEC E 130-F70/A Drainage channel with connector \varnothing 110 mm ^{*)}	1000	70	010730206	2,80	1	TC
MEATEC E 130-F90 Drainage channel-2 m ^{*)}	2000	90	010730218	5,70	1	TC
MEATEC E 130-F90 Drainage channel-1 m ^{*)}	1000	90	010730220	2,90	1	TC
MEATEC E 130-F90 Drainage channel-0.5 m ^{*)}	500	90	010730224	1,40	1	TC
MEATEC E 130-F90/A Drainage channel with connector \varnothing 110 mm ^{*)}	1000	90	010730222	3,10	1	TC

MEATEC V 130 Drainage channel bodies, variable heights, galvanised steel

Article	Length (mm)	Height (mm)	Height 2 (mm)	EAN-Code	kg/unit	unit/pallet	MG
MEATEC V 130-V55-90 Drainage channel-2 m ^{*)}	2000	55	90	010730002	5,70	48	TC
MEATEC V 130-V55-90 Drainage channel-1 m ^{*)}	1000	55	90	010730004	2,90	1	TC
MEATEC V 130-V55-90 Drainage channel-0.5 m ^{*)}	500	55	90	010730006	1,50	20	TC
MEATEC V 130-V55-90/A Drainage channel with connector \varnothing 110 mm ^{*)}	1000	55	90	010730644	3,10	1	TC
MEATEC V 130-V90-150 Drainage channel-2 m ^{*)}	2000	90	150	010730008	7,70	32	TC
MEATEC V 130-V90-150 Drainage channel-1 m ^{*)}	1000	90	150	010730010	3,90	1	TC
MEATEC V 130-V90-150 Drainage channel-0.5 m ^{*)}	500	90	150	010730012	2,00	28	TC
MEATEC V 130-V90-150/A Drainage channel with connector \varnothing 110 mm ^{*)}	1000	90	150	010730648	4,10	1	TC


MEATEC E 130 drainage channel bodies, variable heights, stainless steel

Article	Length (mm)	Height (mm)	Height 2 (mm)	EAN-Code	kg/unit	unit/pallet	MG
MEATEC E 130-V55-90 Drainage channel-2 m ^{*)}	2000	55	90	010730014	5,70	13	TC
MEATEC E 130-V55-90 Drainage channel-1 m ^{*)}	1000	55	90	010730016	2,90	70	TC
MEATEC E 130-V55-90 Drainage channel-0.5 m ^{*)}	500	55	90	010730018	1,50	20	TC
MEATEC E 130-V55-90/A Drainage channel with connector \varnothing 110 mm ^{*)}	1000	55	90	010730646	3,10	1	TC
MEATEC E 130-V90-150 Drainage channel-2 m ^{*)}	2000	90	150	010730020	7,70	8	TC
MEATEC E 130-V90-150 Drainage channel-1 m ^{*)}	1000	90	150	010730022	3,90	18	TC
MEATEC E 130-V90-150 Drainage channel-0.5 m ^{*)}	500	90	150	010730024	2,00	10	TC
MEATEC E 130-V90-150/A Drainage channel with connector \varnothing 110 mm ^{*)}	1000	90	150	010730650	4,10	1	TC

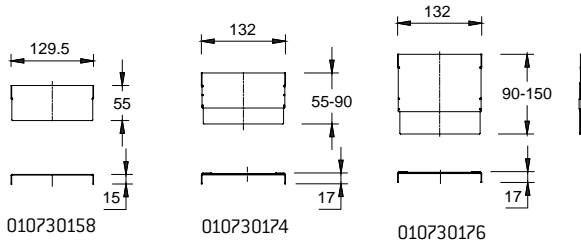
> **NOTE** The detailed explanation of the footnotes can be found on page 388.

can be walked on and wheelchair passable

MEATEC 130 ACCESSORIES



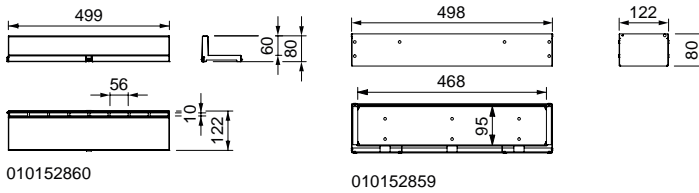
MEATEC 130 End cap



MEA TSC 100 TOPSLOT



MEA TSC 100 TOPSLOT



MEATEC 130 ACCESSORIES MADE OF GALVANISED STEEL OR STAINLESS STEEL

MEATEC V 130 End caps in fixed and variable heights, galvanised steel

Article	Material	Height (mm)	Height 2 (mm)	EAN-Code	kg/unit	unit/pallet	MG
MEATEC V 130-F55.SE End cap fixed height	Galv. steel	55	-	010730158	0,06	1	TC
MEATEC V 130-F70.SE End cap fixed height	Galv. steel	70	-	010730160	0,08	1	TC
MEATEC V 130-F90.SE End cap fixed height	Galv. steel	90	-	010730216	0,12	1	TC
MEATEC V 130-V55-90.SE End cap variable height *)	Galv. steel	55	90	010730162	0,12	1	TC
MEATEC V 130-V90-150.SE End cap variable height *)	Galv. steel	90	150	010730164	0,20	1	TC

MEATEC E 130 End caps in fixed and variable heights, stainless steel

Article	Material	Height (mm)	Height 2 (mm)	EAN-Code	kg/unit	unit/pallet	MG
MEATEC E 130-F55.SE End cap fixed height *)	Stainl. steel	55	-	010730170	0,06	1	TC
MEATEC E 130-F70.SE End cap fixed height *)	Stainl. steel	70	-	010730172	0,08	1	TC
MEATEC E 130-F90.SE End cap fixed height *)	Stainl. steel	90	-	010730226	0,12	1	TC
MEATEC E 130-V55-90.SE End cap variable height *)	Stainl. steel	55	90	010730174	0,12	1	TC
MEATEC E 130-V90-150.SE End cap variable height *)	Stainl. steel	90	150	010730176	0,20	1	TC

MEA TSC 100 TOPSLOT

MEA TSC 100 TOPSLOT suitable for channel systems **MEAHOME PLUS**, **MEAFUID 100**, **MEAPARK** and **MEATEC 130**. Loading class A 15 according to EN 1433. Load capacity according to specification, when installed according to the MEA installation instructions. When using the **TOPSLOTS TSL 100** and **TSC 100** in conjunction with **MEATEC 130** facade drainage, the entire system can only be walked on and is wheelchair-accessible.

MEA TSC 100 TOPSLOT lateral, PP, neck height 60 mm, loading class A 15

Article	Material	Length (mm)	Inlet sect. area Ø cm ² /m above	EAN-Code	kg/unit	unit/pallet	MG
MEA TSC 100/60 TOPSLOT-A 15-PP-0.5 m	Plastic	500	90	010152860	0,45	1	DY
MEA TSC 100.R/60-Galv. inspection element-A 15-0.5 m	Galv. steel	500	153	010152859	2,28	1	DY

MEA TSC 100 ACCESSORIES

MEA TSL / TSC 100 Topslots Accessories

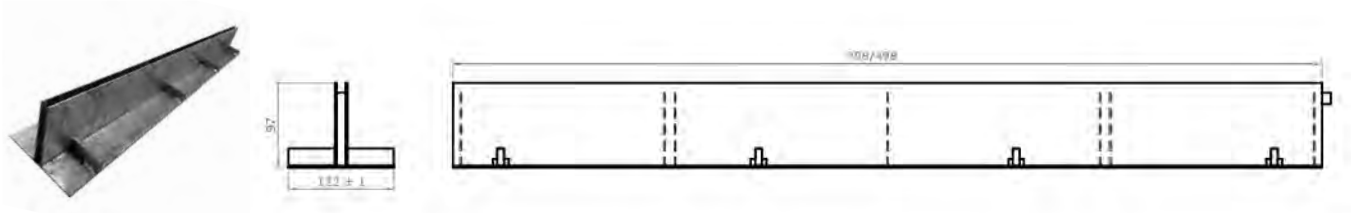
Article	Material	EAN-Code	kg/unit	unit/pallet	MG
MEA TSL-TSC Grate hook for TOPSLOT, 2 pieces required	Galv. steel	010152113	0,42	1	GR

> **NOTE** The detailed explanation of the footnotes can be found on page 388.

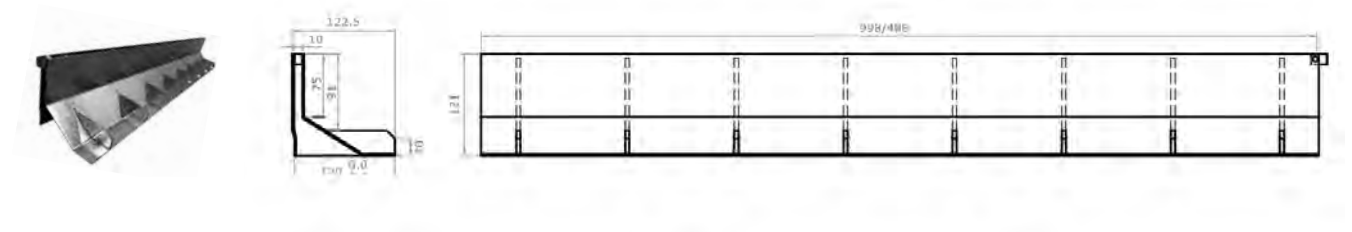
MEATEC FACADE AND TERRACE DRAINAGE | 130

can be walked on and wheelchair passable

MEA UK TOPSLOT 100



MEA UK TOPSLOT 100



MEA UK TOPSLOT 100

MEA UK TOPSLOT 100

MEA UK TOPSLOT suitable for channel systems **MEARIN PLUS/EXPERT 1000, MEARIN PLUS F 1000, MEAFLUID 1000, MEADRAIN EN 1000, MEADRAIN SV/SE/SG 1000** and **MEADRAIN SVF/SEF 1000**. Load capacity according to specification when installed according to MEA installation instructions.

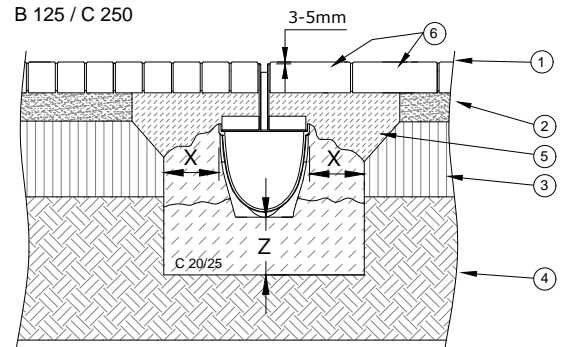
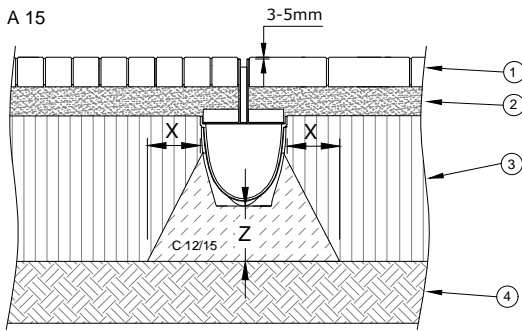
UK TOPSLOT

Article	Material	Height (mm)	Inlet sect. area Ø cm ² /m above	EAN-Code	kg/unit	MG
MEA TS UK100.0 TopSlot-galvanised steel-C 250-1 m centre	Galv. steel	97	99	010140488	4,10	GR
MEA TS UK100.1 TopSlot-galvanised steel-C 250-0.5 m centre	Galv. steel	97	99	010140490	2,05	GR
MEA TS UK100.R Inspection element upper part-galvanised steel-C 250-0.5 m centre	Galv. steel	97	99	010140492	3,20	GR
MEA TS UK100.0 TopSlot-galvanised steel-C 250-1 m side	Galv. steel	121	99	010140494	6,00	GR
MEA TS UK100.1 gal-TopSlot-galvanised steel-C 250-0.5 m side	Galv. steel	121	99	010140496	3,00	GR
MEA TS UK100.R Inspection element upper part-galvanised steel-C 250-0.5 m side	Galv. steel	121	99	010140498	5,00	GR
MEA TS UK100.0 TopSlot-stainless steel-C 250-1 m centre *)	Stainl. steel	97	99	010140500	4,10	GR
MEA TS UK100.1 TopSlot-stainless steel-C 250-0.5 m centre *)	Stainl. steel	97	99	010140502	2,05	GR
MEA TS UK100.R Inspection element upper part-stainless steel-C 250-0.5 m centre *)	Stainl. steel	97	99	010140504	3,20	GR
MEA TS UK100.0 TopSlot-stainless steel-C 250-1 m side *)	Stainl. steel	121	99	010140506	6,00	GR
MEA TS UK100.1 TopSlot-stainless steel-C 250-0.5 m side *)	Stainl. steel	121	99	010140508	3,00	GR
MEA TS UK100.R Inspection element upper part-stainless steel-C 250-0.5 m side *)	Stainl. steel	121	99	010140510	5,00	GR

> **NOTE** The detailed explanation of the footnotes can be found on page 388.

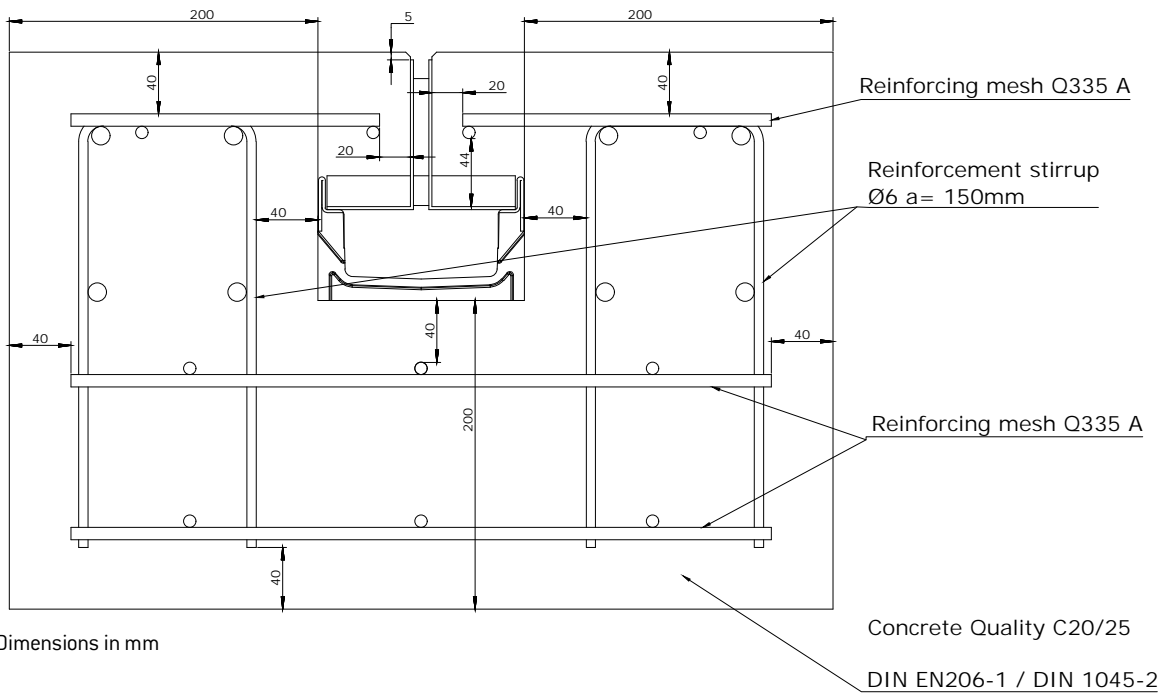
can be walked on and wheelchair passable

MEA UK TOPSLOT (CENTRE) INSTALLATION

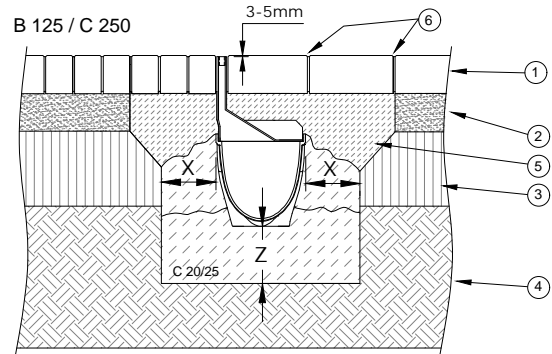
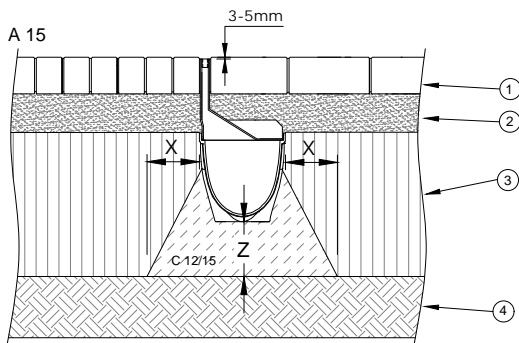


- ① Slab or Paving
- ② Pavement Bed
- ③ Ballast / gravel base course structure according to RStO
- ④ Natural soil
- ⑤ Mortar bed pavement
- ⑥ Grouting with Rompox Verkehr V2 or similar.

D 400**

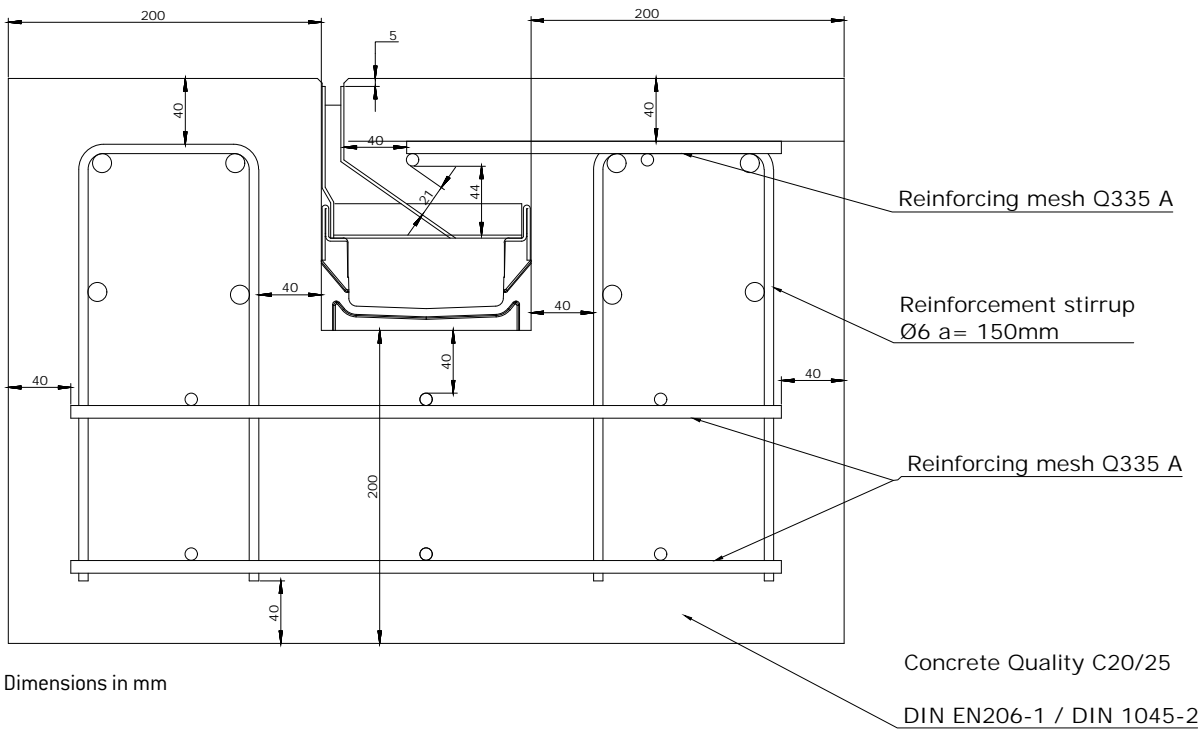


MEA UK TOPSLOT (OFFSET) INSTALLATION



- ① Slab or Paving
- ② Pavement Bed
- ③ Ballast / gravel base course
- ④ Natural soil
- ⑤ Mortar bed pavement
- ⑥ Grouted joint

D 400**



Glass-fibre-reinforced composite

Recycled plastic

Polymer concrete

Metal

Rainwater treatment

Other

can be walked on and wheelchair passable


MEATEC 130 CHANNEL COVERS




Plastic longitudinal bar grating
grey, heelguard



Longitudinal bar grating



Mesh grating



Dotted grating

MEATEC 130 CHANNEL COVERS

Suitable for **MEATEC 130** Drainage channel body. Can be walked over and is wheelchair passable, grating fixing bolt optionally available.

MEATEC 130 channel covers, width 122 mm

Article	Material	Length (mm)	Inlet sect. area Ø cm ² /m above	EAN-Code	kg/unit	unit/pallet	MG
MEATEC 130 plastic longitudinal bar grating-A-0.5 m 39/7.7 bolt-fixing-required, grey, heelguard	Plastic	500	159	010730261	0,40	252	TC
MEATEC 130 Galv. longitudinal bar grating-1 m *)	Galv. steel	1000	985	010730748	4,29	168	TC
MEATEC 130 Galv. longitudinal bar grating-0.5 m *)	Galv. steel	500	985	010730750	2,18	168	TC
MEATEC 130 Galv. mesh grating-1 m 30/10, bolt fixing required	Galv. steel	1000	845	010730090	2,62	168	TC
MEATEC 130 Galv. mesh grating-0.5 m 30/10, bolt fixing required	Galv. steel	500	845	010730092	1,36	100	TC
MEATEC 130 Galv. perforated grating-Ø 6 mm-1 m, bolt fixing required, heelguard	Galv. steel	1000	170	010730098	1,60	150	TC
MEATEC 130 Galv. perforated grating-Ø 6 mm-0.5 m, bolt fixing required, heelguard	Galv. steel	500	170	010730100	0,80	68	TC
MEATEC 130 Stainl. steel longitudinal bar grating-1 m *)	Stainl. steel	1000	985	010730752	4,05	5	TC
MEATEC 130 Stainl. steel longitudinal bar grating-0.5 m *)	Stainl. steel	500	985	010730754	2,12	50	TC
MEATEC 130 Stainl. steel mesh grating-1 m 30/10, bolt fixing required *)	Stainl. steel	1000	845	010730126	2,45	150	TC
MEATEC 130 Stainl. steel mesh grating-0.5 m 30/10, bolt fixing required *)	Stainl. steel	500	845	010730128	1,27	50	TC
MEATEC 130 Stainl. steel perforated grating-Ø 6 mm-1 m, bolt fixing required, heelguard *)	Stainl. steel	1000	170	010730134	1,88	150	TC
MEATEC 130 Stainl. steel perforated grating-Ø 6 mm-0.5 m, bolt fixing required, heelguard *)	Stainl. steel	500	170	010730136	0,91	68	TC

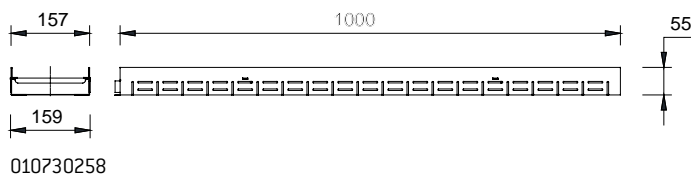
Grating fixing mechanism, stainless steel

Article	Material	EAN-Code	kg/unit	unit/pallet	MG
MEATEC Grating fixing bolt AISI 304, 2 bolts/metre necessary *)	Stainl. steel	010730796	0,02	1	TC

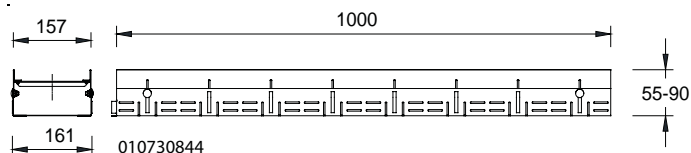
> **NOTE** The detailed explanation of the footnotes can be found on page 388.

can be walked on and wheelchair passable

MEATEC 160 CHANNEL BODIES



MEATEC 160 fixed height



MEATEC 160 variable height

MEATEC 160 MADE OF GALVANISED STEEL FIXED CONSTRUCTIVE HEIGHT

Drainage system made of galvanised steel or stainless steel, with slots on both sides (integrated gravel border). For the installation according to the shallow roof directive and EN 18531. Enabled barrier-free construction methods according to EN 18040-1 and -2. Can be walked over and is compatible for wheelchairs. Grating fixing bolt optionally available.

MEATEC V 160 drainage channel bodies, fixed heights, galvanised steel

Article	Length (mm)	Height (mm)	EAN-Code	kg/unit	unit/pallet	MG
MEATEC V 160-F55 Drainage channel-2 m	2000	55	010730256	5,10	80	TC
MEATEC V 160-F55 Drainage channel-1 m	1000	55	010730258	2,60	14	TC
MEATEC V 160-F55 Drainage channel-0.5 m *)	500	55	010730262	1,30	28	TC
MEATEC V 160-F55/A Drainage channel with connector Ø 110 mm *)	1000	55	010730260	2,80	25	TC
MEATEC V 160-F70 Drainage channel-2 m	2000	70	010730276	5,60	60	TC
MEATEC V 160-F70 Drainage channel-1 m	1000	70	010730278	2,80	10	TC
MEATEC V 160-F70 Drainage channel-0.5 m *)	500	70	010730282	1,40	20	TC
MEATEC V 160-F70/A Drainage channel with connector Ø 110 mm *)	1000	70	010730280	3,00	1	TC
MEATEC V 160-F90 Drainage channel-2 m	2000	90	010730296	6,20	48	TC
MEATEC V 160-F90 Drainage channel-1 m	1000	90	010730298	3,10	1	TC
MEATEC V 160-F90 Drainage channel-0.5 m *)	500	90	010730466	1,60	1	TC
MEATEC V 160-F90/A Drainage channel with connector Ø 110 mm *)	1000	90	010730300	3,30	1	TC

> NOTE The detailed explanation of the footnotes can be found on page 388.

MEATEC 160 MADE OF GALVANISED STEEL OR STAINLESS STEEL FIXED OR VARIABLE CONSTRUCTIVE HEIGHTS

Drainage system made of galvanised steel or stainless steel, with slots on both sides (integrated gravel border). For the installation according to the shallow roof directive and EN 18531. Enabled barrier-free construction methods according to EN 18040-1 and -2. Can be walked over and is compatible for wheelchairs. Grating fixing bolt optionally available.

MEATEC E 160 drainage channel bodies, fixed heights, stainless steel

Article	Length (mm)	Height (mm)	EAN-Code	kg/unit	unit/pallet	MG
MEATEC E 160-F55 Drainage channel-2 m *)	2000	55	010730266	5,10	1	TC
MEATEC E 160-F55 Drainage channel-1 m *)	1000	55	010730268	2,60	1	TC
MEATEC E 160-F55 Drainage channel-0.5 m *)	500	55	010730272	1,30	1	TC
MEATEC E 160-F55/A Drainage channel with connector Ø 110 mm *)	1000	55	010730270	2,80	1	TC
MEATEC E 160-F70 Drainage channel-2 m *)	2000	70	010730286	5,60	1	TC
MEATEC E 160-F70 Drainage channel-1 m *)	1000	70	010730288	2,80	1	TC
MEATEC E 160-F70 Drainage channel-0.5 m *)	500	70	010730292	1,40	1	TC
MEATEC E 160-F70/A Drainage channel with connector Ø 110 mm *)	1000	70	010730290	3,00	1	TC
MEATEC E 160-F90 Drainage channel-2 m *)	2000	90	010730470	6,20	1	TC
MEATEC E 160-F90 Drainage channel-1 m *)	1000	90	010730472	3,10	1	TC
MEATEC E 160-F90 Drainage channel-0.5 m *)	500	90	010730476	1,60	1	TC
MEATEC E 160-F90/A Drainage channel with connector Ø 110 mm *)	1000	90	010730474	3,30	1	TC

MEATEC V 160 Drainage channel bodies, variable heights, galvanised steel

Article	Length (mm)	Height (mm)	Height 2 (mm)	EAN-Code	kg/unit	unit/pallet	MG
MEATEC V 160-V55-90 Drainage channel-2 m *)	2000	55	90	010730842	6,90	20	TC
MEATEC V 160-V55-90 Drainage channel-1 m *)	1000	55	90	010730844	3,30	1	TC
MEATEC V 160-V55-90 Drainage channel-0.5 m *)	500	55	90	010730846	1,70	1	TC
MEATEC V 160-V90-150 Drainage channel-2 m *)	2000	90	150	010730848	8,50	1	TC
MEATEC V 160-V90-150 Drainage channel-1 m *)	1000	90	150	010730850	4,30	1	TC
MEATEC V 160-V90-150 Drainage channel-0.5 m *)	500	90	150	010730852	2,20	1	TC


MEATEC E 160 drainage channel bodies, variable heights, stainless steel

Article	Length (mm)	Height (mm)	Height 2 (mm)	EAN-Code	kg/unit	unit/pallet	MG
MEATEC E 160-V55-90 Drainage channel-2 m *)	2000	55	90	010730854	6,90	20	TC
MEATEC E 160-V55-90 Drainage channel-1 m *)	1000	55	90	010730856	3,30	1	TC
MEATEC E 160-V55-90 Drainage channel-0.5 m *)	500	55	90	010730858	1,70	1	TC
MEATEC E 160-V90-150 Drainage channel-2 m *)	2000	90	150	010730860	8,50	1	TC
MEATEC E 160-V90-150 Drainage channel-1 m *)	1000	90	150	010730862	4,30	1	TC
MEATEC E 160-V90-150 Drainage channel-0.5 m *)	500	90	150	010730864	2,20	1	TC

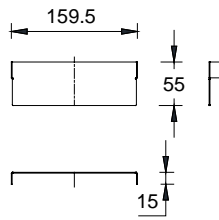
> **NOTE** The detailed explanation of the footnotes can be found on page 388.

can be walked on and wheelchair passable

MEATEC 160 ACCESSORIES



MEATEC 160 end cap



010730264

MEATEC 160 CHANNEL COVERS



Mesh grating 30/10



Longitudinal bar grating

MEATEC 160 ACCESSORIES MADE OF GALVANISED STEEL OR STAINLESS STEEL

MEATEC V 160 End caps in fixed and variable heights, galvanised steel

Article	Material	Height (mm)	Height 2 (mm)	EAN-Code	kg/unit	unit/pallet	MG
MEATEC V 160-F55.SE End cap fixed height	Galv. steel	55	-	010730264	0,09	1	TC
MEATEC V 160-F70.SE End cap fixed height	Galv. steel	70	-	010730284	0,11	1	TC
MEATEC V 160-F90.SE End cap fixed height	Galv. steel	90	-	010730468	0,14	1	TC
MEATEC V 160-V55-90 End cap variable height *)	Galv. steel	55	90	010730866	0,16	1	TC
MEATEC V 160-V90-150 End cap variable height *)	Galv. steel	90	150	010730868	0,26	1	TC

MEATEC E 160 End caps in fixed and variable heights, stainless steel

Article	Material	Height (mm)	Height 2 (mm)	EAN-Code	kg/unit	unit/pallet	MG
MEATEC E 160-F55.SE End cap fixed height *)	Stainl. steel	55	-	010730274	0,09	1	TC
MEATEC E 160-F70.SE End cap fixed height *)	Stainl. steel	70	-	010730294	0,11	1	TC
MEATEC E 160-F90.SE End cap fixed height *)	Stainl. steel	90	-	010730478	0,14	1	TC
MEATEC E 160-V55-90 End cap variable height *)	Stainl. steel	55	90	010730870	0,16	1	TC
MEATEC E 160-V90-150 End cap variable height *)	Stainl. steel	90	150	010730872	0,26	1	TC

MEATEC 160 CHANNEL COVERS MADE OF GALVANISED STEEL OR STAINLESS STEEL

Suitable for **MEATEC 160** Drainage channel body. Can be walked over and is wheelchair passable, grating fixing bolt optionally available.

MEATEC 160 channel covers, total width 152 mm

Article	Material	Length (mm)	Inlet sect. area Ø cm ² /m above	EAN-Code	kg/unit	unit/pallet	MG
MEATEC 160 Galv. longitudinal bar grating-1 m	Galv. steel	1000	1164	010730760	4,97	150	TC
MEATEC 160 Galv. longitudinal bar grating-0.5 m *)	Galv. steel	500	1164	010730762	2,51	168	TC
MEATEC 160 Galv. mesh grating-1 m 30/10	Galv. steel	1000	1080	010730756	3,12	150	TC
MEATEC 160 Galv. mesh grating-0.5 m 30/10	Galv. steel	500	1080	010730758	1,59	50	TC
MEATEC 160 Stainl. steel longitudinal bar grating-1 m *)	Stainl. steel	1000	1164	010730768	4,74	50	TC
MEATEC 160 Stainl. steel longitudinal bar grating-0.5 m *)	Stainl. steel	500	1164	010730770	2,40	20	TC
MEATEC 160 Stainl. steel mesh grating-1 m 30/10 *)	Stainl. steel	1000	1080	010730764	2,94	50	TC
MEATEC 160 Stainl. steel mesh grating-0.5 m 30/10 *)	Stainl. steel	500	1080	010730766	1,46	20	TC

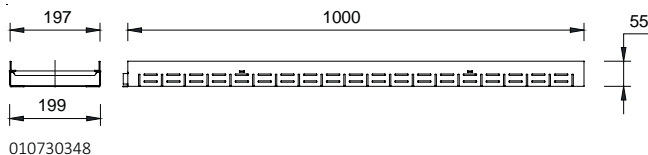

Grating fixing mechanism, stainless steel

Article	Material	EAN-Code	kg/unit	unit/pallet	MG
MEATEC Grating fixing bolt AISI 304, 2 bolts/metre necessary *)	Stainl. steel	010730796	0,02	1	TC

> **NOTE** The detailed explanation of the footnotes can be found on page 388.

can be walked on and wheelchair passable

MEATEC 200 CHANNEL BODIES



MEATEC 200 fixed height



MEATEC 200 variable height

MEATEC 200 MADE OF GALVANISED STEEL FIXED CONSTRUCTIVE HEIGHT

Drainage system made of galvanised steel or stainless steel, with slots on both sides (integrated gravel border). For the installation according to the shallow roof directive and EN 18531. Enabled barrier-free construction methods according to EN 18040-1 and -2. Can be walked over and is compatible for wheelchairs. Grating fixing bolt optionally available.

MEATEC V 200 drainage channel bodies, fixed heights, galvanised steel

Article	Length (mm)	Height (mm)	EAN-Code	kg/unit	unit/pallet	MG
MEATEC V 200-F55 Drainage channel-2 m	2000	55	010730346	6,10	64	TC
MEATEC V 200-F55 Drainage channel-1 m	1000	55	010730348	3,10	64	TC
MEATEC V 200-F55 Drainage channel-0.5 m *)	500	55	010730502	1,60	24	TC
MEATEC V 200-F55/A Drainage channel with connector Ø 110 mm *)	1000	55	010730500	3,30	1	TC
MEATEC V 200-F70 Drainage channel-2 m	2000	70	010730508	6,70	48	TC
MEATEC V 200-F70 Drainage channel-1 m	1000	70	010730510	3,30	10	TC
MEATEC V 200-F70 Drainage channel-0.5 m *)	500	70	010730514	1,70	20	TC
MEATEC V 200-F70/A Drainage channel with connector Ø 110 mm *)	1000	70	010730512	3,50	1	TC
MEATEC V 200-F90 Drainage channel-2 m	2000	90	010730354	7,20	32	TC
MEATEC V 200-F90 Drainage channel-1 m	1000	90	010730356	3,60	32	TC
MEATEC V 200-F90 Drainage channel-0.5 m *)	500	90	010730530	1,80	12	TC
MEATEC V 200-F90/A Drainage channel with connector Ø 110 mm *)	1000	90	010730528	3,80	1	TC

> NOTE The detailed explanation of the footnotes can be found on page 388.

MEATEC 200 MADE OF GALVANISED STEEL OR STAINLESS STEEL FIXED OR VARIABLE CONSTRUCTIVE HEIGHTS

Drainage system made of galvanised steel or stainless steel, with slots on both sides (integrated gravel border). For the installation according to the shallow roof directive and EN 18531. Enabled barrier-free construction methods according to EN 18040-1 and -2. Can be walked over and is compatible for wheelchairs. Grating fixing bolt optionally available.

MEATEC E 200 drainage channel bodies, fixed heights, stainless steel

Article	Length (mm)	Height (mm)	EAN-Code	kg/unit	unit/pallet	MG
MEATEC E 200-F55 Drainage channel-2 m *)	2000	55	010730350	6,10	15	TC
MEATEC E 200-F55 Drainage channel-1 m *)	1000	55	010730352	3,10	24	TC
MEATEC E 200-F55 Drainage channel-0.5 m *)	500	55	010730506	1,60	1	TC
MEATEC E 200-F55/A Drainage channel with connector Ø 110 mm *)	1000	55	010730504	3,30	1	TC
MEATEC E 200-F70 Drainage channel-2 m *)	2000	70	010730518	6,70	20	TC
MEATEC E 200-F70 Drainage channel-1 m *)	1000	70	010730520	3,30	1	TC
MEATEC E 200-F70 Drainage channel-0.5 m *)	500	70	010730524	1,70	1	TC
MEATEC E 200-F70/A Drainage channel with connector Ø 110 mm *)	1000	70	010730522	3,50	1	TC
MEATEC E 200-F90 Drainage channel-2 m *)	2000	90	010730358	7,20	16	TC
MEATEC E 200-F90 Drainage channel-1 m *)	1000	90	010730360	3,60	32	TC
MEATEC E 200-F90 Drainage channel-0.5 m *)	500	90	010730534	1,80	1	TC
MEATEC E 200-F90/A Drainage channel with connector Ø 110 mm *)	1000	90	010730532	3,80	1	TC

MEATEC V 200 Drainage channel bodies, variable heights, galvanised steel

Article	Length (mm)	Height (mm)	Height 2 (mm)	EAN-Code	kg/unit	unit/pallet	MG
MEATEC V 200-V55-90 Drainage channel-2 m *)	2000	55	90	010730652	7,00	64	TC
MEATEC V 200-V55-90 Drainage channel-1 m *)	1000	55	90	010730654	3,60	1	TC
MEATEC V 200-V55-90 Drainage channel-0.5 m *)	500	55	90	010730658	1,80	28	TC
MEATEC V 200-V55-90/A Drainage channel with connector Ø 110 mm *)	1000	55	90	010730656	3,80	1	TC
MEATEC V 200-V90-150 Drainage channel-2 m *)	2000	90	150	010730672	9,00	32	TC
MEATEC V 200-V90-150 Drainage channel-1 m *)	1000	90	150	010730674	4,60	1	TC
MEATEC V 200-V90-150 Drainage channel-0.5 m *)	500	90	150	010730678	2,40	12	TC
MEATEC V 200-V90-150/A Drainage channel with connector Ø 110 mm *)	1000	90	150	010730676	4,80	1	TC

MEATEC E 200 drainage channel bodies, variable heights, stainless steel


Article	Length (mm)	Height (mm)	Height 2 (mm)	EAN-Code	kg/unit	unit/pallet	MG
MEATEC E 200-V55-90 Drainage channel-2 m *)	2000	55	90	010730662	7,00	20	TC
MEATEC E 200-V55-90 Drainage channel-1 m *)	1000	55	90	010730664	3,60	20	TC
MEATEC E 200-V55-90 Drainage channel-0.5 m *)	500	55	90	010730668	1,80	1	TC
MEATEC E 200-V55-90/A Drainage channel with connector Ø 110 mm *)	1000	55	90	010730666	3,80	1	TC
MEATEC E 200-V90-150 Drainage channel-2 m *)	2000	90	150	010730682	9,00	50	TC
MEATEC E 200-V90-150 Drainage channel-1 m *)	1000	90	150	010730684	4,60	1	TC
MEATEC E 200-V90-150 Drainage channel-0.5 m *)	500	90	150	010730688	2,40	1	TC
MEATEC E 200-V90-150/A Drainage channel with connector Ø 110 mm *)	1000	90	150	010730686	4,80	1	TC

> **NOTE** The detailed explanation of the footnotes can be found on page 388.

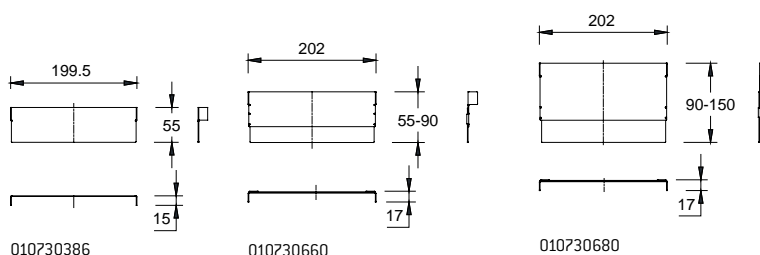
MEATEC FACADE AND TERRACE DRAINAGE | 200

can be walked on and wheelchair passable

MEATEC 200 ACCESSORIES



MEATEC 200 end cap



MEATEC 200 CHANNEL COVERS



Mesh grating 30/10



Longitudinal bar grating

MEATEC 200 ACCESSORIES IN GALVANISED STEEL OR STAINLESS STEEL

MEATEC V 200 End caps in fixed and variable heights, galvanised steel

Article	Material	Height (mm)	Height 2 (mm)	EAN-Code	kg/unit	unit/pallet	MG
MEATEC V 200-F55.SE End cap fixed height	Galv. steel	55	-	010730386	0,10	1	TC
MEATEC V 200-F70.SE End cap fixed height	Galv. steel	70	-	010730516	0,13	1	TC
MEATEC V 200-F90.SE End cap fixed height	Galv. steel	90	-	010730388	0,16	1	TC
MEATEC V 200-V55-90.SE End cap variable height *)	Galv. steel	55	90	010730660	0,20	1	TC
MEATEC V 200-V90-150.SE End cap variable height *)	Galv. steel	90	150	010730680	0,30	1	TC

MEATEC E 200 End caps in fixed and variable heights, stainless steel

Article	Material	Height (mm)	Height 2 (mm)	EAN-Code	kg/unit	unit/pallet	MG
MEATEC E 200-F55.SE End cap fixed height *)	Stainl. steel	55	-	010730390	0,10	1	TC
MEATEC E 200-F70.SE End cap fixed height *)	Stainl. steel	70	-	010730526	0,13	1	TC
MEATEC E 200-F90.SE End cap fixed height *)	Stainl. steel	90	-	010730392	0,16	1	TC
MEATEC E 200-V55-90.SE End cap variable height *)	Stainl. steel	55	90	010730670	0,20	1	TC
MEATEC E 200-V90-150.SE End cap variable height *)	Stainl. steel	90	150	010730690	0,30	1	TC

> NOTE The detailed explanation of the footnotes can be found on page 388.

MEATEC 200 CHANNEL COVERS MADE OF GALVANISED STEEL OR STAINLESS STEEL

Suitable for **MEATEC 200** Drainage channel body. Can be walked over and is wheelchair passable, grating fixing bolt optionally available.

MEATEC 200 channel covers, total width 192 mm

Article	Material	Length (mm)	Inlet sect. area Ø cm ² /m above	EAN-Code	kg/unit	unit/pallet	MG
MEATEC 200 Galv. longitudinal bar grating-1 m	Galv. steel	1000	1523	010730774	6,22	168	TC
MEATEC 200 Galv. longitudinal bar grating-0.5 m *)	Galv. steel	500	1523	010730776	3,19	168	TC
MEATEC 200 Galv. mesh grating-1 m 30/10	Galv. steel	1000	1550	010730338	3,90	150	TC
MEATEC 200 Galv. mesh grating-0.5 m 30/10	Galv. steel	500	1550	010730772	1,98	50	TC
MEATEC 200 Stainl. steel longitudinal bar grating-1 m *)	Stainl. steel	1000	1523	010730780	6,15	20	TC
MEATEC 200 Stainl. steel longitudinal bar grating-0.5 m *)	Stainl. steel	500	1523	010730782	3,07	5	TC
MEATEC 200 Stainl. steel mesh grating-1 m 30/10 *)	Stainl. steel	1000	1550	010730342	3,68	50	TC
MEATEC 200 Stainl. steel mesh grating-0.5 m 30/10 *)	Stainl. steel	500	1550	010730778	1,89	10	TC

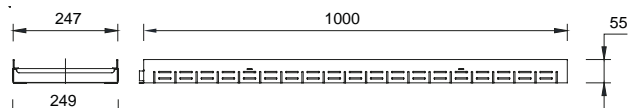
Grating fixing mechanism, stainless steel

Article	Material	EAN-Code	kg/unit	unit/pallet	MG
MEATEC Grating fixing bolt AISI 304, 2 bolts/metre necessary *)	Stainl. steel	010730796	0,02	1	TC

> **NOTE** The detailed explanation of the footnotes can be found on page 388.

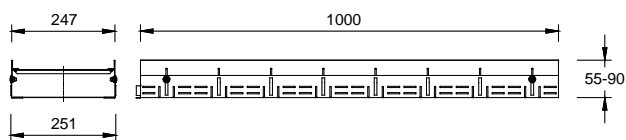
can be walked on and wheelchair passable

MEATEC 250 CHANNEL BODIES



010730364

MEATEC 250 fixed height



010730694

MEATEC 250 variable height

MEATEC 250 MADE OF GALVANISED STEEL FIXED CONSTRUCTIVE HEIGHT

Drainage system made of galvanised steel or stainless steel, with slots on both sides (integrated gravel border). For the installation according to the shallow roof directive and EN 18531. Enabled barrier-free construction methods according to EN 18040-1 and -2. Can be walked over and is compatible for wheelchairs. Grating fixing bolt optionally available.

MEATEC V 250 drainage channel bodies, fixed heights, galvanised steel

Article	Length (mm)	Height (mm)	EAN-Code	kg/unit	unit/pallet	MG
MEATEC V 250-F55 Drainage channel-2 m	2000	55	010730362	7,00	48	TC
MEATEC V 250-F55 Drainage channel-1 m	1000	55	010730364	3,50	48	TC
MEATEC V 250-F55 Drainage channel-0.5 m	500	55	010730558	1,80	28	TC
MEATEC V 250-F55/A Drainage channel with connector \varnothing 110 mm *)	1000	55	010730556	3,70	1	TC
MEATEC V 250-F70 Drainage channel-2 m	2000	70	010730564	7,50	36	TC
MEATEC V 250-F70 Drainage channel-1 m	1000	70	010730566	3,70	22	TC
MEATEC V 250-F70 Drainage channel-0.5 m	500	70	010730570	1,90	22	TC
MEATEC V 250-F70/A Drainage channel with connector \varnothing 110 mm *)	1000	70	010730568	3,90	1	TC
MEATEC V 250-F90 Drainage channel-2 m	2000	90	010730370	8,00	24	TC
MEATEC V 250-F90 Drainage channel-1 m	1000	90	010730372	4,00	24	TC
MEATEC V 250-F90 Drainage channel-0.5 m	500	90	010730586	2,00	12	TC
MEATEC V 250-F90/A Drainage channel with connector \varnothing 110 mm *)	1000	90	010730584	4,20	1	TC

> NOTE The detailed explanation of the footnotes can be found on page 388.

MEATEC 250 MADE OF GALVANISED STEEL OR STAINLESS STEEL FIXED OR VARIABLE CONSTRUCTIVE HEIGHT

Drainage system made of galvanised steel or stainless steel, with slots on both sides (integrated gravel border). For the installation according to the shallow roof directive and EN 18531. Enabled barrier-free construction methods according to EN 18040-1 and-2. Can be walked over and is compatible for wheelchairs. Grating fixing bolt optionally available.

MEATEC E 250 drainage channel bodies, fixed heights, stainless steel

Article	Length (mm)	Height (mm)	EAN-Code	kg/unit	unit/pallet	MG
MEATEC E 250-F55 Drainage channel-2 m *)	2000	55	010730366	7,00	10	TC
MEATEC E 250-F55 Drainage channel-1 m *)	1000	55	010730368	3,50	10	TC
MEATEC E 250-F55 Drainage channel-0.5 m *)	500	55	010730562	1,80	1	TC
MEATEC E 250-F55/A Drainage channel with connector Ø 110 mm *)	1000	55	010730560	3,70	1	TC
MEATEC E 250-F70 Drainage channel-2 m *)	2000	70	010730574	7,50	1	TC
MEATEC E 250-F70 Drainage channel-1 m *)	1000	70	010730576	3,70	1	TC
MEATEC E 250-F70 Drainage channel-0.5 m *)	500	70	010730580	1,90	1	TC
MEATEC E 250-F70/A Drainage channel with connector Ø 110 mm *)	1000	70	010730578	3,90	1	TC
MEATEC E 250-F90 Drainage channel-2 m *)	2000	90	010730374	8,00	24	TC
MEATEC E 250-F90 Drainage channel-1 m *)	1000	90	010730376	4,00	24	TC
MEATEC E 250-F90 Drainage channel-0.5 m *)	500	90	010730590	2,00	1	TC
MEATEC E 250-F90/A Drainage channel with connector Ø 110 mm *)	1000	90	010730588	4,20	1	TC

MEATEC V 250 channel bodies, variable heights, galvanised steel

Article	Length (mm)	Height (mm)	Height 2 (mm)	EAN-Code	kg/unit	unit/pallet	MG
MEATEC V 250-V55-90 Drainage channel-2 m *)	2000	55	90	010730692	7,80	10	TC
MEATEC V 250-V55-90 Drainage channel-1 m *)	1000	55	90	010730694	4,00	1	TC
MEATEC V 250-V55-90 Drainage channel-0.5 m *)	500	55	90	010730698	2,00	1	TC
MEATEC V 250-V55-90/A Drainage channel with connector Ø 110 mm *)	1000	55	90	010730696	4,20	1	TC
MEATEC V 250-V90-150 Drainage channel-2 m *)	2000	90	150	010730712	9,80	1	TC
MEATEC V 250-V90-150 Drainage channel-1 m *)	1000	90	150	010730714	5,00	1	TC
MEATEC V 250-V90-150 Drainage channel-0.5 m *)	500	90	150	010730718	2,60	1	TC
MEATEC V 250-V90-150/A Drainage channel with connector Ø 110 mm *)	1000	90	150	010730716	5,20	1	TC

MEATEC E 250 channel bodies, variable heights, stainless steel


Article	Length (mm)	Height (mm)	Height 2 (mm)	EAN-Code	kg/unit	unit/pallet	MG
MEATEC E 250-V55-90 Drainage channel-2 m *)	2000	55	90	010730702	7,80	1	TC
MEATEC E 250-V55-90 Drainage channel-1 m *)	1000	55	90	010730704	4,00	1	TC
MEATEC E 250-V55-90 Drainage channel-0.5 m *)	500	55	90	010730708	2,00	1	TC
MEATEC E 250-V55-90/A Drainage channel with connector Ø 110 mm *)	1000	55	90	010730706	4,20	1	TC
MEATEC E 250-V90-150 Drainage channel-2 m *)	2000	90	150	010730722	9,80	1	TC
MEATEC E 250-V90-150 Drainage channel-1 m *)	1000	90	150	010730724	5,00	1	TC
MEATEC E 250-V90-150 Drainage channel-0.5 m *)	500	90	150	010730728	2,60	1	TC
MEATEC E 250-V90-150/A Drainage channel with connector Ø 110 mm *)	1000	90	150	010730726	5,20	1	TC

> **NOTE** The detailed explanation of the footnotes can be found on page 388.

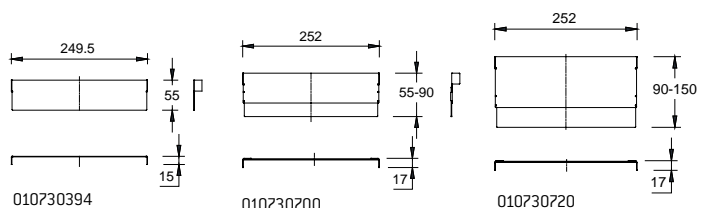
MEATEC FACADE AND TERRACE DRAINAGE | 250

can be walked on and wheelchair passable

MEATEC 250 ACCESSORIES



MEATEC 250 end cap



MEATEC 250 CHANNEL COVERS



Mesh grating 30/10



Longitudinal bar grating

MEATEC 250 ACCESSORIES IN GALVANISED STEEL OR STAINLESS STEEL

MEATEC V 250 End caps in fixed and variable heights, galvanised steel

Article	Material	Height (mm)	Height 2 (mm)	EAN-Code	kg/unit	unit/pallet	MG
MEATEC V 250-F55.SE End cap fixed height	Galv. steel	55	-	010730394	0,12	1	TC
MEATEC V 250-F70.SE End cap fixed height	Galv. steel	70	-	010730572	0,16	1	TC
MEATEC V 250-F90.SE End cap fixed height	Galv. steel	90	-	010730396	0,19	1	TC
MEATEC V 250-V55-90.SE End cap variable height *)	Galv. steel	55	90	010730700	0,24	1	TC
MEATEC V 250-V90-150.SE End cap variable height *)	Galv. steel	90	150	010730720	0,36	1	TC

MEATEC E 250 End caps in fixed and variable heights, stainless steel

Article	Material	Height (mm)	Height 2 (mm)	EAN-Code	kg/unit	unit/pallet	MG
MEATEC E 250-F55.SE End cap fixed height *)	Stainl. steel	55	-	010730398	0,12	1	TC
MEATEC E 250-F70.SE End cap fixed height *)	Stainl. steel	70	-	010730582	0,16	1	TC
MEATEC E 250-F90.SE End cap fixed height *)	Stainl. steel	90	-	010730400	0,19	1	TC
MEATEC E 250-V55-90.SE End cap variable height *)	Stainl. steel	55	90	010730710	0,24	1	TC
MEATEC E 250-V90-150.SE End cap variable height *)	Stainl. steel	90	150	010730730	0,36	1	TC

> **NOTE** The detailed explanation of the footnotes can be found on page 388.

MEATEC 250 CHANNEL COVERS MADE OF GALVANISED STEEL OR STAINLESS STEEL

Suitable for **MEATEC 250** Drainage channel body. Can be walked over and is wheelchair passable, grating fixing bolt optionally available.

MEATEC 250 channel covers, total width 242 mm

Article	Material	Length (mm)	Inlet sect. area Ø cm ² /m above	EAN-Code	kg/unit	unit/pallet	MG
MEATEC 250 Galv. longitudinal bar grating-1 m *)	Galv. steel	1000	1882	010730786	7,92	168	TC
MEATEC 250 Galv. longitudinal bar grating-0.5 m *)	Galv. steel	500	1882	010730788	3,93	168	TC
MEATEC 250 Galv. mesh grating-1 m 30/10	Galv. steel	1000	1963	010730340	4,79	150	TC
MEATEC 250 Galv. mesh grating-0.5 m 30/10	Galv. steel	500	1963	010730784	2,49	60	TC
MEATEC 250 Stainl.steel longitudinal bar grating-1 m *)	Stainl. steel	1000	1882	010730792	7,71	50	TC
MEATEC 250 Stainl.steel longitudinal bar grating-0.5 m *)	Stainl. steel	500	1882	010730794	3,81	5	TC
MEATEC 250 Stainl.steel mesh grating-1 m 30/10 *)	Stainl. steel	1000	1963	010730344	4,52	150	TC
MEATEC 250 Stainl.steel mesh grating-0.5 m 30/10 *)	Stainl. steel	500	1963	010730790	2,29	5	TC

Grating fixing mechanism, stainless steel

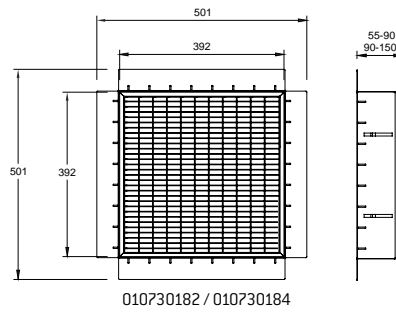

Article	Material	EAN-Code	kg/unit	unit/pallet	MG
MEATEC Grating fixing bolt AISI 304, 2 bolts/metre necessary *)	Stainl. steel	010730796	0,02	1	TC

> **NOTE** The detailed explanation of the footnotes can be found on page 388.

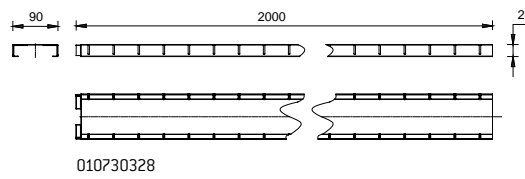
MEATEC DRAINAGE SYSTEM

can be walked on and wheelchair passable

MEATEC TOP SECTION



MEATEC top section



MEATEC relief channel

MEATEC TOP SECTIONS MADE OF GALVANISED STEEL OR STAINLESS STEEL

Top section for MEATEC channel in variable constructive height, 55-90 mm and 90-150 mm, as a cover over point drains. Made of galvanised steel or stainless steel, with slots on 4 sides (integrated gravel border). Enabled barrier-free construction methods according to DIN 18040-1 and -2. Can be walked on and wheelchair passable.

MEATEC external dimensions 400 x 400 mm, variable constructive height, galvanised steel

Article	Height (mm)	Height 2 (mm)	EAN-Code	kg/unit	unit/pallet	MG
MEATEC V 400 x 400 top section L incl. mesh grating 30/10	55	90	010730182	6,00	1	TC
MEATEC V 400 x 400 top section H incl. mesh grating 30/10	90	150	010730184	6,00	1	TC

MEATEC external dimensions 400 x 400 mm, variable constructive height, stainless steel

Article	Height (mm)	Height 2 (mm)	EAN-Code	kg/unit	unit/pallet	MG
MEATEC E 400 x 400 top section L incl. mesh grating 30/10 ^{*)}	55	90	010730186	6,00	1	TC
MEATEC E 400 x 400 top section H incl. mesh grating 30/10 ^{*)}	90	150	010730188	6,00	1	TC

MEATEC relief channel 90/24, galvanised steel

Article	Length (mm)	Height (mm)	EAN-Code	kg/unit	unit/pallet	MG
MEATEC V 90/24-relief channel	2000	24	010730328	4,40	1	TC
MEATEC V 90/24-relief channel with connector Ø 75 mm, closed	1200	24	010730413	3,20	1	TC
MEATEC V90/24 relief channel closed with socket Ø 75 mm-0.5 m ^{*)}	500	24	010730429	1,00	1	TC

MEATEC relief channel 90/24, stainless steel

Article	Length (mm)	Height (mm)	EAN-Code	kg/unit	unit/pallet	MG
MEATEC E 90/24-relief channel-2 m ^{*)}	2000	24	010730330	4,40	1	TC
MEATEC E 90/24-relief channel with connector Ø 75 mm, closed-1,2 m ^{*)}	1200	24	010730417	3,80	1	TC



RAINWATER TREATMENT AND SEEPAGE

The proportion of fresh water in the Earth's water resources is estimated at only 2.6 to 3.5 percent. For this reason, the treatment of rainwater is an ever-increasing topic that will become increasingly important in the future.

With its range of rain water treatment and seepage products, MEA already offers a system today that filters rainwater in a natural way thanks to substrate technology combined with a retention or seepage system, and allows it to flow cleanly back into nature.



MEACLEAN PRO substrate filter drainage system

Page 361



MEA VFS SEEPAGE FILTER SHAFT

Page 368



MEA PURE filtering system

Page 368



MEA V-Box seepage boxes

Page 369



MEASTORM

Page 375



MEA Road gully

Page 379



MEA Manhole Covers

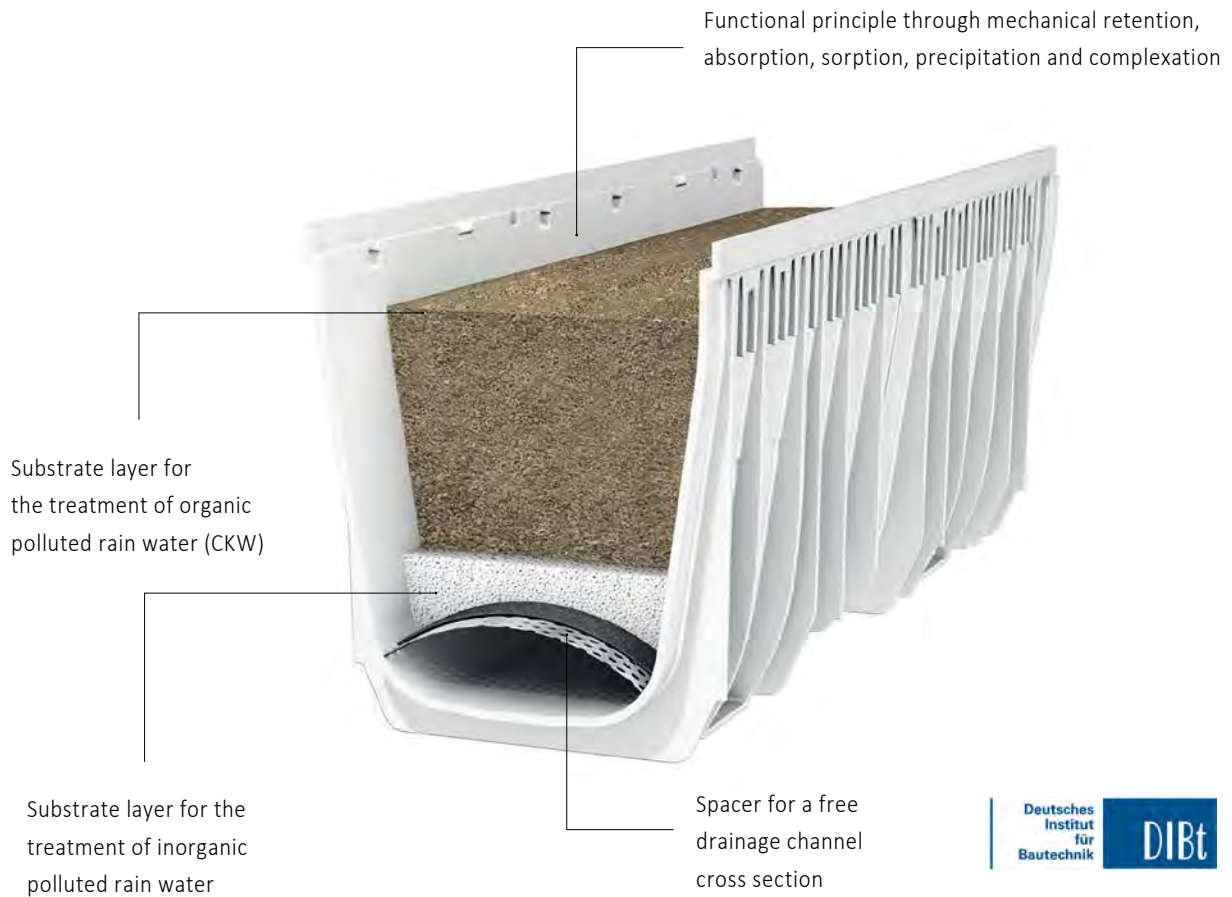
Page 383



MEACLEAN PRO

MEACLEAN PRO combines a linear drainage system with an efficient solution that cleans contaminated rainwater before it is discharged. The multi-stage substrate technology effectively binds hydrocarbons, solids and over

99% of heavy metals. The high durability and long service life of channel and substrate make the MEACLEAN PRO an attractive alternative to channel systems.



- > Loading classes up to E 600
- > DIBt approval Z-84.2-16
- > Low investment and follow-up costs

- > Pollutants in the groundwater and the ground are eliminated

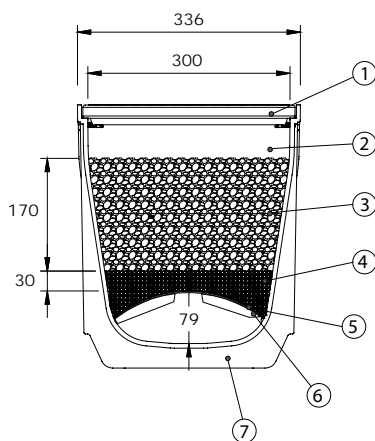
MEACLEAN PRO PLUS/EXPERT 3000



MEACLEAN PRO PLUS 3000



MEACLEAN PRO EXPERT 3000



- ① Cover available in loading classes up to E 600**
- ② Retention area for surface water
- ③ First substrate layer: Mineral mixture ENREGIS Biocalith MR-F1 for the treatment of organically polluted rain water (CKW)
- ④ Second substrate layer: Mineral mixture ENREGIS Biocalith K for the treatment of inorganically polluted rain water (heavy metals)
- ⑤ Geotextile for the retention of fine particles
- ⑥ Curved spacer ensures permanently free drainage channel crosssection
- ⑦ Extremely stable drainage channel body made of glass-fibre- reinforced composite

MEACLEAN PRO PLUS/EXPERT 3000

MEACLEAN PRO PLUS AND EXPERT 3000 DRAINAGE CHANNEL WITH MULTI-STAGE FILTER SYSTEM

Complete channels made of glass-fibre-reinforced composite with a multi-stage filter system for the treatment of contaminated rain water. Clear width 300 mm, total width 332/336 mm. Complete channel with 1 metre strand length for connectable areas of 15 m². Suitable for drainage channel covers **MEA 300 CLIPFIX**. For the realisation of water level slopes. Loading classes A 15 to E 600** according to EN 1433. Load capacity according to MEA installation instructions. General Building Authority Approval Z- 84.2- 16

MEACLEAN PRO PLUS 3000 drainage channel without fall, up to loading classes up to D 400 **)

Article	Length (mm)	Height (mm)	EAN-Code	kg/unit	unit/pallet	MG
MEACLEAN PRO PLUS 3000.0 Drainage channel with ENREGIS Biocalith MR-F1/K substrate with spacer made of stainless steel, pre-assembled for 1 metre of strand, with DIBT certificate ^{6)14) **)}	1000	397	012140600	92,20	1	MR

MEACLEAN PRO EXPERT 3000 drainage channel without fall, up to loading classes up to E 600 **)

Article	Length (mm)	Height (mm)	EAN-Code	kg/unit	unit/pallet	MG
MEACLEAN PRO EXPERT 3000.0 Drainage channel with ENREGIS Biocalith MR-F1/K substrate with spacer made of stainless steel, pre-assembled for 1 metre of strand, with DIBT certificate ^{6)14) **)}	1000	397	012140602	94,12	1	MR

MEACLEAN PRO SINGLE COMPONENTS FOR DRAINAGE CHANNEL WITH MULTI-STAGE FILTER SYSTEM

MEACLEAN PRO substrates

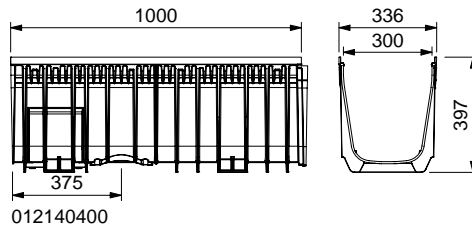
Article	EAN-Code	kg/unit	unit/pallet	MG
MEACLEAN PRO substrate ENREGIS Biocalith MR-F1, enough for filling of 1/3 metre channel strand. 3 bags per metre are necessary. Filling according to MEACLEAN PRO installation instructions ^{*)}	010140586	25,00	1	RT
MEACLEAN PRO Biocalith K, enough for filling of 1 metre channel strand. 1 bag per metre is necessary. Filling according to MEACLEAN PRO installation instructions ^{*)}	010140606	4,50	1	RT

MEACLEAN PRO Accessories

Article	EAN-Code	kg/unit	unit/pallet	MG
MEACLEAN PRO Substrate cover	010140610	4,50	1	RT
MEACLEAN PRO spacer made of stainless steel preassembled with Geotextile, Length 1 m ^{*)}	010140604	0,90	1	RT
MEACLEAN PRO floor levelling tool set ^{*)}	010140608	3,40	1	RT

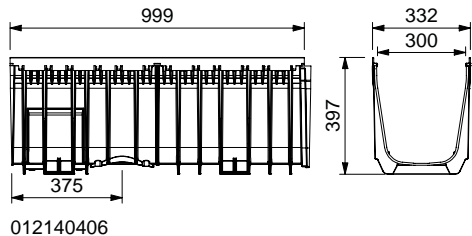
> **NOTE** The detailed explanation of the footnotes can be found on page 388.

MEACLEAN PRO PLUS/EXPERT 3000 CHANNEL BODIES



MEARIN PLUS 3000 drainage channel

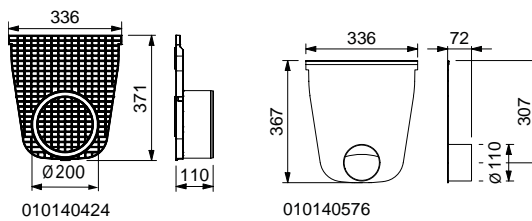
012140400



MEARIN EXPERT V 3000 drainage channel

012140406

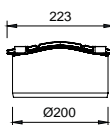
MEACLEAN PRO PLUS/EXPERT 3000 ACCESSORIES



MEARIN PLUS/EXPERT 3000 End cap

010140424

010140576



MEARIN PLUS/EXPERT 3000 outlet connection

010140430

MEACLEAN PRO PLUS AND EXPERT 3000 SINGLE COMPONENTS DRAINAGE CHANNEL WITH MULTI-STAGE FILTER SYSTEM

Glass-fibre-reinforced composite (UP-GF) channels. Clear width 300 mm, total width 332/336 mm. Suitable for drainage channel covers **MEA 300 CLIPFIX**. For the realisation of water level slopes. Loading classes A 15 to E 600** according to EN 1433. Load capacity according to MEA installation instructions.

MEARIN PLUS 3000 Drainage channel body without fall, loading classes up to D 400 **)

Article	Length (mm)	Height (mm)	EAN-Code	kg/unit	unit/pallet	MG
MEARIN PLUS 3000.0 Drainage channel body ^{6) 14) **)}	1000	397	012140400	10,00	12	MR

MEARIN EXPERT 3000 Drainage channel body without fall, loading classes up to E 600 **)

Article	Length (mm)	Height (mm)	EAN-Code	kg/unit	unit/pallet	MG
MEARIN EXPERT V 3000.0 Drainage channel body ^{6) 14) **)}	1000	397	012140406	11,80	12	MR


MEACLEAN PRO SINGLE COMPONENTS MULTI-STAGE FILTER SYSTEM

MEARIN PLUS and EXPERT 3000 end caps and outlet element

Article	Material	Height (mm)	EAN-Code	kg/unit	unit/pallet	MG
MEARIN PLUS/EXPERT 3000.SE End cap closed, for channel start/end with preforming for Ø 200 mm pipe connection	PP	371	010140424	0,69	1	MR
MEACLEAN PRO PLUS/EXPERT 3000.E End cap with pipe outlet Ø 110 mm, for horizontal pipe connection at the end of the channel ^{*)}	Stainl. steel	367	010140576	2,00	1	RT
MEARIN PLUS/EXPERT 3000 Vertical outlet connection Ø 200 mm	PP	-	010140430	0,37	1	MR

> **NOTE** The detailed explanation of the footnotes can be found on page 388.

MEA 300 CLIPFIX CHANNEL COVERS




Mesh grating 20/30



Ductile iron slotted grating



Ductile iron grating WAVE



Ductile iron solid cover

MEA 300 CHANNEL COVERS

SUITABLE FOR CHANNEL BODIES MEACLEAN PRO FILTER SYSTEM

With non-bolted CLIPFIX channel cover securement, suitable for **MEARIN PLUS 3000** and **MEARIN EXPERT 3000**. For drainage channel bodies and gullies, total width of grates 322 mm. Loading classes A 15 to E 600** according to EN 1433.

MEA 300 channel covers, loading class C 250 with non-bolted CLIPFIX channel cover securement

Article	Material	Length (mm)	Inlet sect. area Ø cm ² /m above	EAN-Code	kg/unit	unit/pallet	MG
MEA 300 Ductile iron slotted grating-C 250-0.5 m 18/295 CXL *)****)	Ductile iron	500	1620	010712850	13,42	60	GR
MEA 300 Ductile iron slotted grating-C 250-0.5 m 5/295 CXL, heelguard *)****)	Ductile iron	500	454	010712990	15,67	30	GR
MEA 300 Ductile iron WAVE grating-C 250-0.5 m 19/24 CXL *)****)	Ductile iron	500	1780	010140449	15,30	60	GR
MEA 300 Galv. mesh grating-C 250-1 m 20/30 CXL	Galv. steel	1000	2309	010152364	31,15	40	GR
MEA 300 Galv. mesh grating-C 250-0.5 m 20/30 CXL	Galv. steel	500	2309	010152366	16,74	80	GR
MEA 300 stainless steel mesh grating-C 250-1 m 20/30 CXL *)	Stainl. steel	1000	2309	010152954	31,15	40	GR
MEA 300 stainless steel mesh grating-C 250-0.5 m 20/30 CXL *)	Stainl. steel	500	2309	010152956	16,74	80	GR

Recycled plastic

MEA 300 channel covers, loading class D 400 with non-bolted CLIPFIX channel cover securement **)

Article	Material	Length (mm)	Inlet sect. area Ø cm ² /m above	EAN-Code	kg/unit	unit/pallet	MG
MEA 300 Ductile iron slotted grating-D 400-0.5 m 18/295 CXL **)****)	Ductile iron	500	1620	010712852	17,00	48	GR
MEA 300 Ductile iron WAVE grating-D 400-0.5 m 17/24 CXL *)***)****)	Ductile iron	500	1780	010140455	18,90	30	GR

Polymer concrete

MEA 300 channel covers, loading class E 600 with non-bolted CLIPFIX channel securement **)

Article	Material	Length (mm)	Inlet sect. area Ø cm ² /m above	EAN-Code	kg/unit	unit/pallet	MG
MEA 300 Ductile iron slotted grating-E 600-0.5 m 18/295 CXL *)***)****)	Ductile iron	500	1620	010712870	19,45	54	GR
MEA 300 Ductile iron slotted grating-E 600-0.5 m 5/295 CXL, heelguard *)***)****)	Ductile iron	500	450	010712996	21,28	50	GR
MEA 300 Ductile iron longitudinal grating-E-0.5 m 31/7.7 CXL, heelguard 20) *)***)****)	Ductile iron	500	401	010712998	20,90	54	GR
MEA 300 Ductile iron WAVE grating-E 600-0.5 m 19/24 CXL *)***)****)	Ductile iron	500	1780	010140457	23,00	30	GR
MEA 300 Ductile iron solid cover-E 600-0.5 m CXL *)***)****)	Ductile iron	500	-	010712853	17,20	50	GR

Metal

Grid hook

Article	Material	EAN-Code	kg/unit	unit/pallet	MG
MEADRAIN/MEARIN Grid hook	Galv. steel	010152115	0,23	1	GR

Rainwater treatment


> **NOTE** The detailed explanation of the footnotes can be found on page 388.



SEEPAGE

The complete system from a single source: Seepage boxes including Geotextile, pre-assembled ready to install, in various sizes. Supplemented with pre-filters and attachments for aeration and ventilation, or as an emergency overflow, the system is versatile in its application. The additional internal sheathing with high-pressure flushing

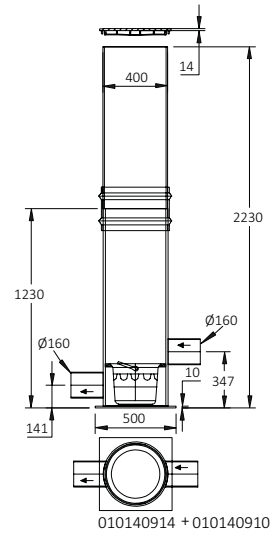
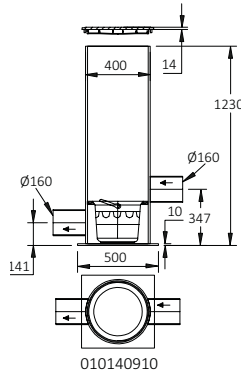
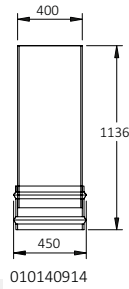
resistant fabric is a water purification stage for the connection boxes. Due to its high load-bearing capacity and fast, simple installation, the MEA seepage system can be used in parks and industrial areas both around the house and in parks.



- > Long-term loading of more than 50 years
- > Can be optimally combined with MEACLEAN PRO filter channel system
- > Simple, efficient planning and constructional implementation through a modular design

> **NOTE** The detailed explanation of the footnotes can be found on page 388.

MEA VFS SEEPAGE FILTER SHAFT



MEA VFS seepage filter shaft

MEA VFS SETTLING FILTER SHAFT AND SHAFT EXTENSION

PE settling filter shaft, outer diameter 400 mm (footprint \varnothing 500 mm) for roof areas up to approx. 500 m² with PE filter insert, inlet/outlet \varnothing 160 mm, connector for emergency overflow and ventilation, incl. cover made of plastic according to EN 124 class A 15. Supplementary MEA VFS shaft extension made of PE, outer diameter 400 mm (sockets \varnothing 450 mm), for increasing the settling filter shaft by up to 1000 mm.

MEA VFS settling filter shaft incl. cover A 15 and shaft extension

Article	Length (mm)	Width (mm)	Height (mm)	EAN-Code	kg/unit	unit/pallet	MG
MEA VFS DN 400 settling filter shaft (\varnothing 400 mm, footprint \varnothing 500 mm) incl. plastic cover A 15 *)	500	500	1230	010140910	22,50	1	RT
MEA VFS shaft extension (\varnothing 400 mm, sockets \varnothing 450 mm) *)	450	450	1136	010140914	12,00	1	RT

> NOTE Filter maintenance/cleaning every 6 months or when necessary. Other filter systems on request.

MEA PURE



MEA PURE

MEA PURE FILTERING SYSTEM

MEA PURE filtering system for Street gullies

Article	Length (mm)	Width (mm)	EAN-Code	kg/unit	unit/pallet	MG
MEA PURE filtering system for Street gullies *)	550	450	010712942	2,90	8	MD

> NOTE The detailed explanation of the footnotes can be found on page 388.

MEA V-BOXES

Data MEA V-BOXES

Article	Width x Height x Length (m)	Gross volume (litre)
Module A 300	1,20 x 0,40 x 0,60	288
Module B 600	1,20 x 0,40 x 1,20	576
Module C 900	1,20 x 0,40 x 1,80	864
Module D 1200	1,20 x 0,40 x 2,40	1152

Design for a 2-year rain event according to DWA-A138 (here: Flensburg, regionally different)

Permeability value k_f in m/s	Connectable roof surface A reduced in m ²		
	100	150	200
1xE-3 Coarse sand (0.001 m/s)	Module B 600	Module C 900	Module D 1200
1xE-4 central sand (0.0001 m/s)	Module A 300 and Module D 1200	Module C 900 and Module D 1200	Module A 300 and Module D 1200 and Module D 1200
5xE-5 fine sand (0.00001 m/s)	Module B 600 and Module D 1200	Module A 300 and Module D 1200 and Module D 1200	Module C 900 and Module D 1200 and Module D 1200
1xE-5 silty sand (0.00001 m/s)	Module A 300 and Module D 1200 and Module D 1200	Module A 300 and Module D 1200 and Module D 1200 and Module D 1200	Module A 300 and Module D 1200 and Module D 1200 and Module D 1200 and Module D 1200

Design for a 5-year rain event according to DWA-A138 (here: Flensburg, regionally different)

Permeability value k_f in m/s	Connectable roof surface A reduced in m ²		
	100	150	200
1xE-3 Coarse sand (0.001 m/s)	Module C 900	Module D 1200	Module D 1200
1xE-4 central sand (0.0001 m/s)	Module C 900 and Module D 1200	Module A 300 and Module D 1200	Module B 600 and Module D 1200 and Module D 1200 and Module D 1200
5xE-5 fine sand (0.00001 m/s)	Module C 900 and Module D 1200	Module A 300 and Module D 1200 and Module D 1200	Module B 600 and Module D 1200 and Module D 1200 and Module D 1200
1xE-5 silty sand (0.00001 m/s)	Module C 900 and Module D 1200 and Module D 1200	Module D 1200 and Module D 1200 and Module D 1200 and Module D 1200	Module D 1200 and Module D 1200 and Module D 1200 and Module D 1200

Exact calculations according to DWA-A138 can be submitted if necessary. Slight deviations may occur due to the different evaluation methods. Other rigole dimensions (e.g. also in height) available upon request.

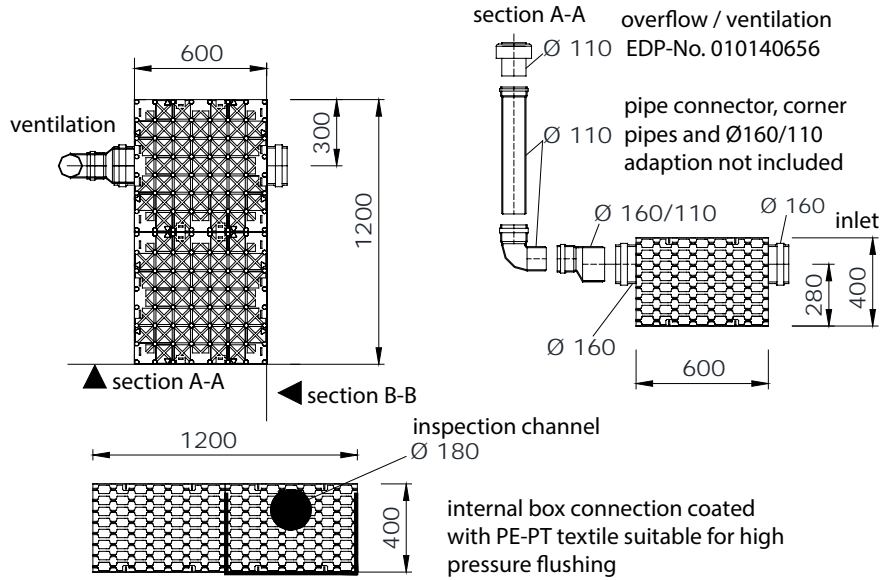
> **NOTE** Please observe the general installation instructions for MEA infiltration systems and special installation instructions for MEA V-Box Modules. Please contact our application engineering department.

> **NOTE** The detailed explanation of the footnotes can be found on page 388.

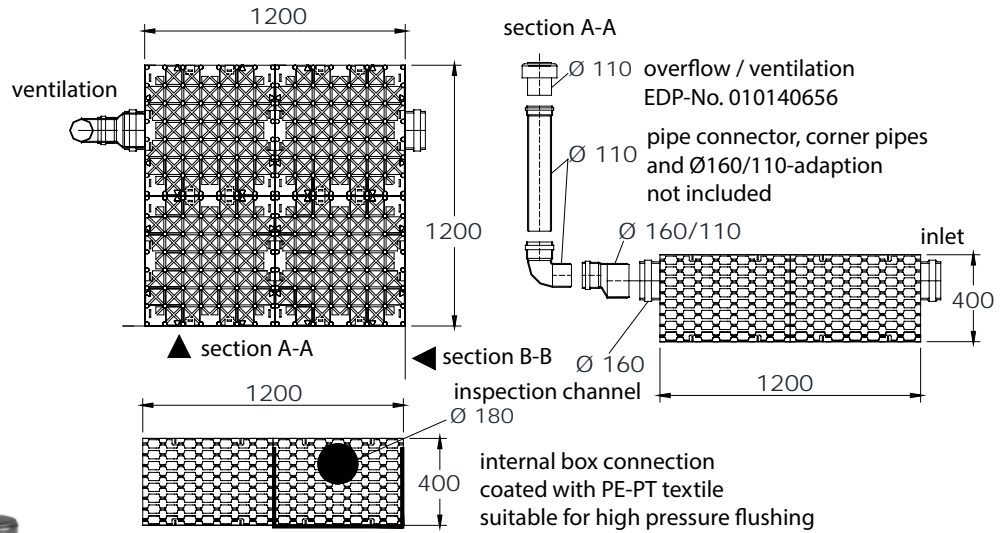
MEA V-BOXES



MEA V-BOX A 300



MEA V-BOX B 600



MEA V-BOX MODULE A 300 GROSS VOLUME 288 LITRES

Statically optimised, extremely heavy-duty rainwater seepage / retention system made of polypropylene (PP) according to specification in lattice construction for decentralised, near-surface seepage or retention of rainwater. The system is fully three-dimensional flowable in all directions. With internal distribution / inspection and flushing channel, diameter 180 mm, as well as connection of inlet or outlet pipes with nominal diameters of 160 mm.

MEA V-Box Module A 300 infiltration system, completely pre-assembled W 1200 mm x H 400 mm x L 600 mm

Article	Width (mm)	Height (mm)	EAN-Code	kg/unit	unit/pallet	MG
MEA V-Box Modul A 300 *)	1200	400	010140648	19,00	1	RT

MEA V-Box emergency overflow / aeration and ventilation

Article	EAN-Code	kg/unit	unit/pallet	MG
MEA V-Box Module Emergency overflow / aeration and venting Ø 100 mm *)	010140656	0,45	1	RT

MEA V-BOX MODULE B 600 GROSS VOLUME 576 LITRES

Statically optimised, extremely heavy-duty rainwater seepage / retention system made of polypropylene (PP) according to specification in lattice construction for decentralised, near-surface seepage or retention of rainwater. The system is fully three-dimensional flowable in all directions. With internal distribution / inspection and flushing channel, diameter 180 mm, as well as connection of inlet or outlet pipes with nominal diameters of 160 mm.

MEA V-Box Module B 600 infiltration system, completely pre-assembled W 1200 mm x H 400 mm x L 1200 mm

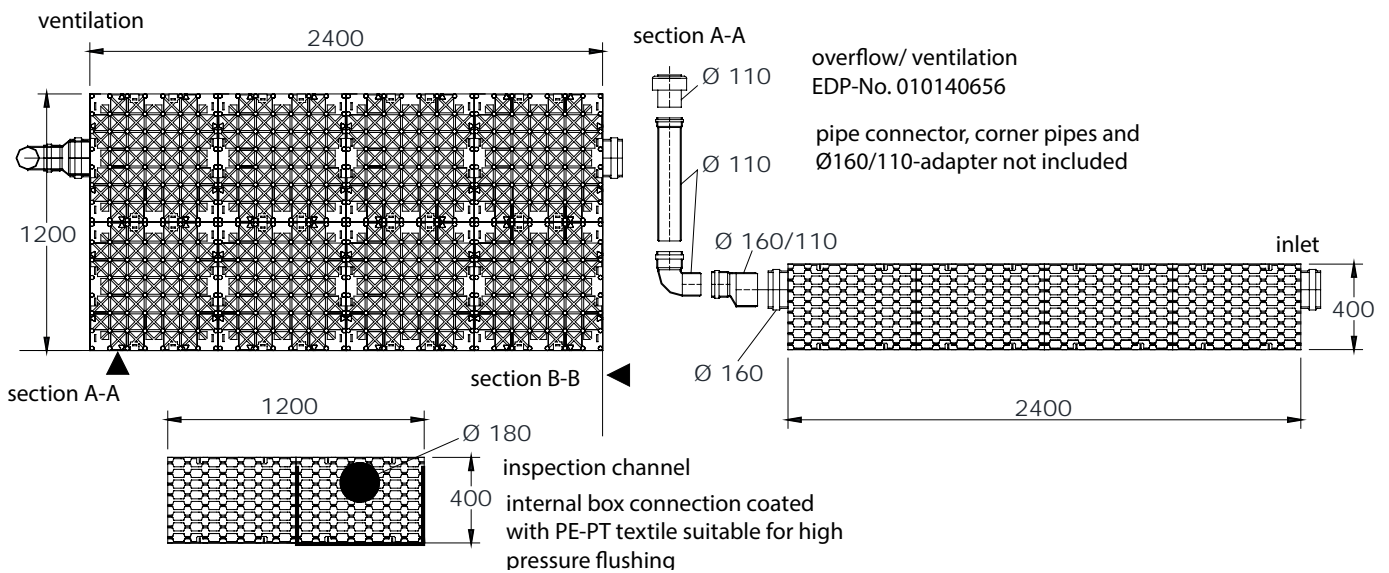
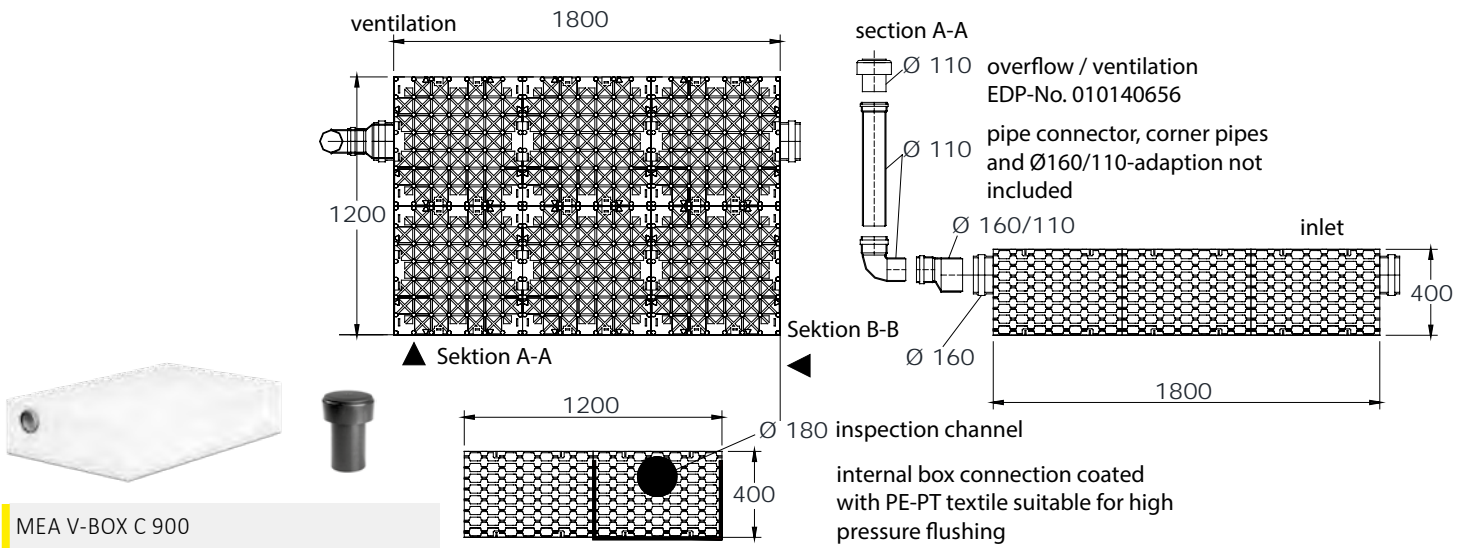
Article	Width (mm)	Height (mm)	EAN-Code	kg/unit	unit/pallet	MG
MEA V-Box Modul B 600 *)	1200	400	010140650	38,00	1	RT

MEA V-Box emergency overflow / aeration and ventilation

Article	EAN-Code	kg/unit	unit/pallet	MG
MEA V-Box Module Emergency overflow / aeration and venting Ø 100 mm *)	010140656	0,45	1	RT

> **NOTE** The detailed explanation of the footnotes can be found on page 388.

MEA V-BOXES



MEA V-BOX MODULE C 900 GROSS VOLUME 864 LITRES

Statically optimised, extremely heavy-duty rainwater seepage / retention system made of polypropylene (PP) according to specification in lattice construction for decentralised, near-surface seepage or retention of rainwater. The system is fully three- dimensional flowable in all directions. With internal distribution / inspection and flushing channel, diameter 180 mm, as well as connection of inlet or outlet pipes with nominal diameters of 160 mm.

MEA V-Box Module C 900 infiltration system, completely pre-assembled W 1200 mm x H 400 mm x L 1800 mm

Article	Width (mm)	Height (mm)	EAN-Code	kg/unit	unit/pallet	MG
MEA V-Box Modul C 900 ^{*)}	1200	400	010140652	57,00	1	RT

MEA V-Box emergency overflow / aeration and ventilation

Article	EAN-Code	kg/unit	unit/pallet	MG
MEA V-Box Module Emergency overflow / aeration and venting Ø 100 mm ^{*)}	010140656	0,45	1	RT

MEA V-BOX MODULE D 1200 GROSS VOLUME 1154 LITRES

Statically optimised, extremely heavy-duty rainwater seepage / retention system made of polypropylene (PP) according to specification in lattice construction for decentralised, near-surface seepage or retention of rainwater. The system is fully three- dimensional flowable in all directions. With internal distribution / inspection and flushing channel, diameter 180 mm, as well as connection of inlet or outlet pipes with nominal diameters of 160 mm.

MEA V-Box Module D 1200 infiltration system, completely pre-assembled W 1200 mm x H 400 mm x L 2400 mm

Article	Width (mm)	Height (mm)	EAN-Code	kg/unit	unit/pallet	MG
MEA V-Box Modul D 1200 ^{*)}	1200	400	010140654	76,00	1	RT

MEA V-Box emergency overflow / aeration and ventilation

Article	EAN-Code	kg/unit	unit/pallet	MG
MEA V-Box Module Emergency overflow / aeration and venting Ø 100 mm ^{*)}	010140656	0,45	1	RT

> **NOTE** The detailed explanation of the footnotes can be found on page 388.



ROAD GULLY

Advantages for the user and planner

- > Excellent impermeability owing to monolithic design, while allowing varied applications
- > Very high degree of resistance against heat, frost, corrosion and deicing salt
- > Outlet aperture of either 160 mm or 250 mm and an optional odour trap
- > Simple maintenance and care

Advantages accruing to the processor

- > Simple installation without heavy machinery since it is extremely lightweight, weighing only 18 kg to 20 kg, depending upon the model
- > Suitable for standard attachment sleeves
- > Height-adjustable owing to individually trimmable upper section

Environmental advantages

- > Manufactured from 100% recyclable material
- > Minimal energy consumption during manufacture and transportation

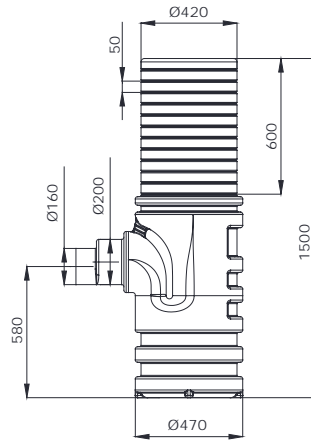


- > MEA street gully Ø 160/200
- > MEA street gully Ø 160/200 with odour trap

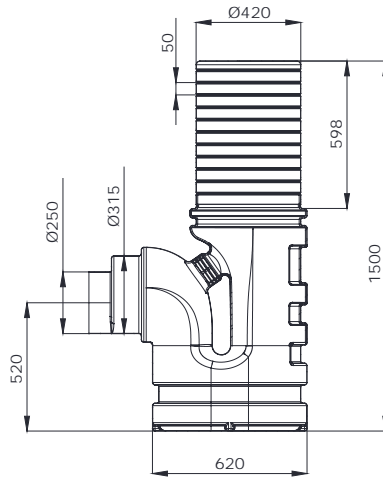
- > MEA street gully Ø 250/315
- > MEA street gully Ø 250/315 with odour trap

ROAD GULLY

MEA ROAD GULLY



MEA ROAD GULLY



MEA ROAD GULLY incl. cover

ROAD GULLY MADE OF HIGH DENSITY POLYETHYLENE (PEHD) DESIGNED FOR RAIN WATER DRAINAGE FOR ROADS

Valves \varnothing 400 mm, outlet \varnothing 200/160 mm or \varnothing 315/250 mm. Without or with inspection cover. Please follow MEA's installation instructions.

MEA road gully \varnothing 400 mm with outlet \varnothing 200/160 mm

Article	Height (mm)	Width (mm)	EAN-Code	kg/unit	unit/pallet	MG
Road gully \varnothing 400 mm, with outlet \varnothing 200/160 mm	1500	875	010712928	18,00	8	MD

MEA road gully \varnothing 400 mm with outlet \varnothing 315/250 mm

Article	Height (mm)	Width (mm)	EAN-Code	kg/unit	unit/pallet	MG
Road gully \varnothing 400 mm, with outlet \varnothing 200/160 mm incl. cover	1500	875	010712934	20,00	8	MD

ROAD GULLY ACCESSORIES SEALABLE, ACCORDING TO EN 1433

MEA MONOBLOC accessories

Article	Length (mm)	Height (mm)	EAN-Code	kg/unit	unit/pallet	MG
Sediment bucket for road gully \varnothing 400 mm	384	335	010712936	1,50	8	MD

LOAD DISTRIBUTION SLAB WITH INTEGRATED JOINT FOR ROAD GULLIES SEALABLE, ACCORDING TO EN 1433

Concrete slab able to accept a wide range of gratings on the market, dimensions 500 x 500 mm or 750 x 300 mm. Slabs designed to withstand a rolling load of 400 kN. Easy handling thanks to two lifting anchors.

Concrete slab for 500 x 500 gratings

Article	Material	EAN-Code	kg/unit	unit/pallet	MG
Concrete slab for 500 x 500 gratings, loading capacity 400 Kn	Concrete	010711574	82,00	1	MD

Concrete slab for 750 x 300 gratings

Article	Material	EAN-Code	kg/unit	unit/pallet	MG
Concrete slab for 750 x 300 gratings, loading capacity 400 Kn	Concrete	010711576	97,00	1	MD


> **NOTE** The detailed explanation of the footnotes can be found on page 388.



MEASTORM

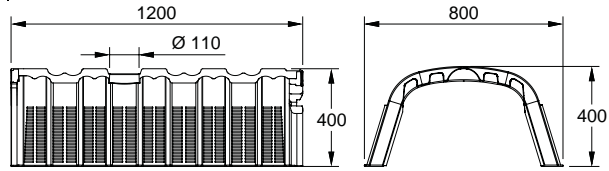
The plastic tunnel MEASTORM was specially designed for water retention and infiltration. With this product, MEA offers a smart and uncomplicated solution that enables rainwater to be collected, stored, treated and on site.

This system does not only allow to handle storm water locally, making it safer for the infrastructures, it also enables the preservation or regeneration of ground water levels thanks to infiltration.



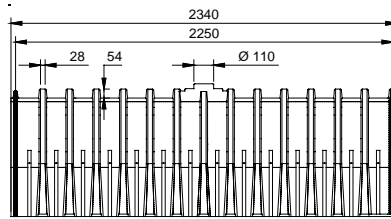
- > Stores a defined volume of water, the excess part will be delivered to a final pick-up point
- > 100 % recycled HDPR
- > Resilience of the area above up to heavy goods traffic
- > Quick and simple installation
- > Large capacity
- > Light weight
- > Environmentally friendly

MEASTORM PLASTIC TUNNEL



010756141

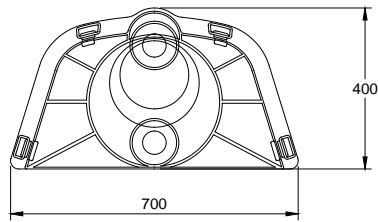
MEASTORM 300 PLASTIC TUNNEL



010756131

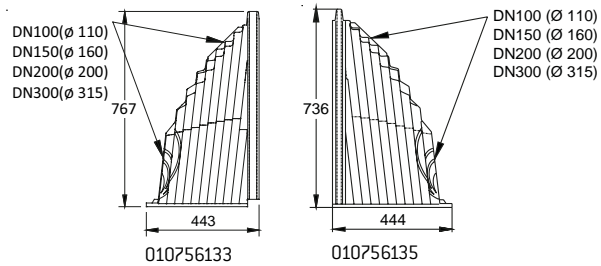
MEASTORM 1600 PLASTIC TUNNEL

MEASTORM PLASTIC TUNNEL ACCESSORIES



010756143

MEASTORM 300 start-/end cap



010756133

010756135

MEASTORM 1600 start-/end cap

MEASTORM 300 TUNNEL INFILTRATION TRENCH

MEASTORM 300 tunnel infiltration trench

Article	Length (mm)	Width (mm)	Height (mm)	EAN-Code	kg/unit	unit/pallet	MG
MEASTORM Tunnel infiltration trench 300 *)	1200	800	400	010756141	10,45	40	RT

MEASTORM 300 ACCESSORIES

MEASTORM 300 end caps

Article	Length (mm)	Width (mm)	Height (mm)	Inlet sect. area Ø cm ² /m laterally	EAN-Code	kg/unit	unit/pallet	MG
Start/End cap for MEASTORM Tunnel infiltration trench 300 *)	60	700	400	110	010756143	1,94	1	RT

MEASTORM 1600 TUNNEL INFILTRATION TRENCH LOADING CLASS SLW 60 WITH DIBT ACCREDITATION

MEASTORM 1600 tunnel infiltration trench, loading class SLW 60 with DIBt approval

Article	Length (mm)	Width (mm)	Height (mm)	EAN-Code	kg/unit	unit/pallet	MG
MEASTORM Tunnel infiltration trench 1600 with DIBt approval *)	2340	1375	805	010756131	32,00	20	RT

MEASTORM 1600 ACCESSORIES

MEASTORM 1600 end caps

Article	Length (mm)	Width (mm)	Height (mm)	Inlet sect. area Ø cm ² /m laterally	EAN-Code	kg/unit	unit/pallet	MG
Start cap for MEASTORM Tunnel infiltration trench 1600, SLW 60 with DIBt approval *)	443	1375	767	-	010756133	5,50	5	RT
End cap for MEASTORM Tunnel infiltration trench 1600, SLW 60 with DIBt approval *)	444	1375	736	100	010756135	5,60	5	RT

Geotextile for MEASTORM tunnel infiltration trench

Article	Material	Width (mm)	EAN-Code	kg/unit	unit/pallet	MG
Geotextile 300 g/m ² for MEASTORM Tunnel infiltration trench 1600, width 2,5 m, white *)	Plastic	2500	010756137	300,00	1	RT
Geotextile 190 g/m ² for MEASTORM Tunnel infiltration trench 1600, width 2,6 m, black *)	PP	2600	010756139	150,00	1	RT

> **NOTE** The detailed explanation of the footnotes can be found on page 388.



MEA MANHOLE COVERS

MEA Manhole covers are made of ductile iron and made to last. Manholes and manhole covers are used everywhere in cities or on roads. They are facing high traffic frequency, chemicals, salt and pollution. They must therefore not only be sturdy, they also need to be safely embedded

in the ground structure. Thanks to the non-slippery surface design, special noise cancelling features and locking mechanism the MEA manhole covers provide perfect usability and security.

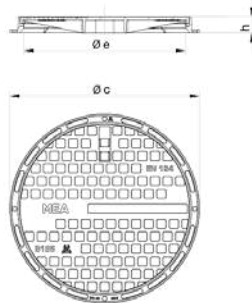
Robust and environmentally friendly design



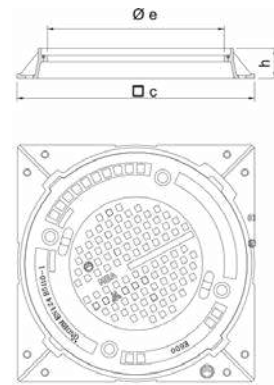
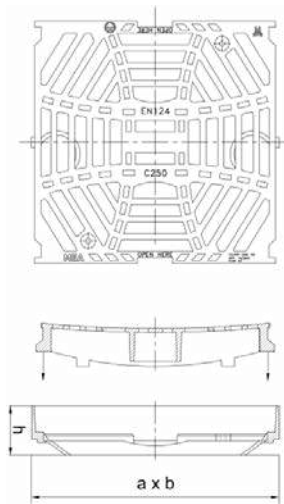
High quality ductile iron

- > Loading class up to F 900
- > Made of ductile iron
- > With noise cancelling feature
- > Strong joint mechanism
- > Strong locking mechanism
- > Quick and simple installation (only 1 person necessary)

MEA MANHOLE COVERS



MEA MANHOLE covers




Top pieces for MANHOLE COVERS

MEA MANHOLE COVERS

MEA Manhole covers

Article	loading class	Length (mm)	Width (mm)	EAN-Code	kg/unit	unit/pallet	MG
Ductile iron manhole cover 270 x 270 mm-B 125	B 125	270	270	010150851	5,00	160	MD
Ductile iron manhole cover 365 x 365 mm-B 125	B 125	365	365	010150853	9,10	50	MD
Ductile iron manhole cover 470 x 470 mm-B 125	B 125	470	470	010150857	15,50	30	MD
Shallow ductile iron grating with frame 275 x 275 mm-C 250	C 250	275	275	010150859	6,50	45	MD
Shallow ductile iron grating with frame 375 x 375 mm-C 250	C 250	375	375	010150861	10,50	30	MD

NOTES



Glass-fibre-reinforced composite

Recycled plastic

Polymer concrete

Metal

Rainwater treatment

Other

OTHER



OTHER

Explanations of the reference texts Page 388

Resistance list Page 391

Terms and conditions Page 393

Contact Page 399

MEA application areas Page 400

Glass-fibre-reinforced composite

Recycled plastic

Polymer concrete

Metal

Rainwater treatment

Other

EXPLANATION OF THE REFERENCE TEXTS

*Delivery time on demand

**Not suitable for the diagonal or transverse travel of motorways and highways.

***For water tight mounting of drainage channels (only for channels transporting rain water). Not suitable for installation in LAU facilities, gaz stations or similar constructions.

****The surface coating of ductile iron parts only has a temporary and cosmetic function. Ductile iron is virtually impervious to surface oxidation from environmental influences (e.g. thawing salt). Superficial rust does not constitute a product defect. Of course, the resignation of surface coating is in accordance with all corresponding standards.

1)Connection option for vertical drain Ø 110 mm

2)Connection option for vertical drain Ø 160 mm.

3)Connection option for end caps with connector or for gullies/silt boxes.

4)Connection option for vertical drain Ø 110 mm or to end caps with connector or to gullies/silt boxes.

5)Connection option for vertical drain Ø 110 mm or to end caps with connector or to gullies/silt boxes.

6)Connection option for vertical drain Ø 200 mm (drainage deformation), end caps with connector or to gullies/silt boxes.

7)With tight formed-in drain outlet Ø 75 mm.

8)With tight formed-in drain outlet Ø 110 mm.

9)With tight formed-in drain outlet Ø 160 mm.

10)With tight formed-in drain outlet Ø 200 mm.

11)With factory drilled outlet opening Ø 110 mm.

12)With factory drilled outlet opening Ø 160 mm.

13)With factory drilled outlet opening Ø 200 mm.

14)Connection option for corner-, t- and cross- connections.

15)Utilization option as a flow direction change

16)Liquid tight connection with sealing lip possible. Sealing lip is not part of the delivery.

17)Frame outer dimension = nominal dimension- 5 mm.

18)Actual dimension mats- and grating exterior dimensions = nominal dimension- 15 mm.

19)Effective outer dimension of the extension = nominal dimension- 8 mm.

20)The grate corresponds to the ADA regulations (Americans Disabilities Act) for a handicapped accessible method of construction. Ideally suited for wheelchair and bicycle driving and for pedestrian traffic. Slot widths transverse to the travel direction under 13 mm. Slot widths transverse under 40 mm. Sliding-inhibiting elevations under 3 mm. Sliding-inhibiting surface (ductile iron).

21)Gully and revision element not suitable for use within in dynamically loaded range.

22)Grating/grates loading class A 15 according to EN 1433.

23)Please be aware that the honeycombed rubber mat can lead to staining since it is a natural product. For light coloured ground surface within the building we recommend to use the velour coco mats.

CHAPTERS OF THE PRODUCT GUIDE

Drainage solutions made of glass-fibre reinforced composite	Page 13	Drainage solutions made of recycled plastic	Page 103
Drainage solutions made of polymer concrete	Page 113	Drainage solutions made of metal	Page 325
Rainwater treatment	Page 357	Other	Page 387

DETAILED SEARCH

DRAINAGE SOLUTIONS MADE OF GRP/RECYCLED PLASTIC

MEARIN PG EVO-OS	19	MEARIN EXPERT 2000	67
MEARIN PG EVO-AS	19	MEARIN PLUS 3000	79
MEARIN PLUSF/PLUS F 1000	29	MEARIN EXPERT 3000	80
MEARIN EXPERT 1000	32	MEAFUID 1000	88
MEARIN PLUS F/PLUS F 1500	53	MEAFUID 1500	99
MEARIN EXPERT 1500	55	MEAPARK	103
MEARIN PLUS F/PLUS F 2000	66	MEAPARK Courtyard gully	109

DRAINAGE SOLUTIONS MADE OF POLYMER CONCRETE

MEADRAIN PG 1000	119	MEADRAIN ENS 3000 and ENS 3070	258
MEADRAIN PG 1500	121	MEADRAIN ENS 4000	263
MEADRAIN PG 3000	123	MEAKERB	269
MEADRAIN SVF/SV 1000	131	MEAKERB Bridge	275
MEADRAIN SEF/SE 1000	136	MEADRAIN DM CITY 1000	281
MEADRAIN SG 1000	139	NEW MEADRAIN DM CITY 1500	285
MEADRAIN SVF/SV 1500	158	NEW MEADRAIN DM CITY 2000	289
MEADRAIN SEF/SE 1500	162	MEADRAIN DM 1010	293
MEADRAIN SG 1500	164	MEADRAIN DM 1500/1540	297
MEADRAIN SVF/SV 2000 NA	179	MEADRAIN DM 2000	301
MEADRAIN SEF/SE 2000 NA	184	MEALINE S, G, 55	306
MEADRAIN SG 2000 NA	188	MEAGARD II S, G, M	309
MEADRAIN SV, SE and SG 3000	201	MEAGARD 165, 200	314
MEADRAIN EN 1000	216	MEAGARD Courtyard gully	318
MEADRAIN EN 1500	230	Point Inlet MEADRAIN EN 1000	321
MEADRAIN EN 2000	242		
MEADRAIN EN 3000	255		

DRAINAGE SOLUTIONS MADE OF METAL

MEATEC 100	328	MEATEC 160	342
MEATEC 130	332	MEATEC 200	346
		MEATEC 250	350

RAINWATER TREATMENT AND SEEPAGE

MEACLEAN PRO substrate filter dewatering	361	MEA V-Box seepage boxes	369
SEEPAGE filter VFS 1	368	MEASTORM	375
MEAPURE	368	Road gully	379
		MEA Manhole Covers	383

OTHER

Explanation of the reference texts	388	Terms and conditions	393
Resistance list	391	Contact	399
		Application areas	400

Glass-fibre-reinforced composite

Recycled plastic

Polymer concrete

Metal

Rainwater treatment

Other



RESISTANCE LIST

Media	Glass-fibre composite material			
	Concrete			
	Polymer concrete			
	Temperature in °C			
Acetone	RT	-	-	-
Battery acid [diluted sulphuric acid]	RT	+	-	+
Formic acid 10 %	RT	+	-	+
Ammonia 5 % aqueous Solution	RT	-	+	-
Ammonia 25 % aqueous Solution	RT	-	+	-
Ammonium salts, aqueous Solution	RT	+	-	+
Apple juice, aqueous Solution	RT	+	+	+
Malic acid	30	+	-	+
Barium salts, aqueous Solution	RT	+	+	+
Petrol, super and normal	RT	+	-	+
Benzene	RT	+	-	+
Succinic acid, aqueous Solution	RT	+	-	+
Beer	RT	+	-	+
Blood	RT	+	-	+
Boric acid	RT	+	-	+
Brake fluid	RT	+	-	+
Hydrogen bromide	RT	-	-	-
Butanol	RT	+	-	+
Butyric acid	RT	+	-	+
Butyric acid	40	-	-	-
Butyl acetate	40	-	-	-
Calcium salts, aqueous Solution	RT	+	-	+
Calcium hydroxide (lime milk)	RT	-	-	-
Chlorine, gaseous, moist	RT	-	+	-
Chlorinated lime, aqueous Solution	RT	-	-	-
Chlorinated water	RT	-	+	-
Chromic acid 10 %	RT	+	-	+
Cyclohexane	RT	+	-	+
Diesel oil	RT	+	-	+
Jet propellant	RT	+	-	+
Iron salts, aqueous Solution	RT	+	+	+
Developer	RT	-	-	-
Epoxy resins	RT	+	-	+
Petroleum	RT	+	-	+
Soil, acidic and alkaline	RT	+	+	+
Acetic acid 10 %	RT	+	-	-
Acetic acid 10 %	60	-	-	-
Ethanol	RT	-	+	-
Ethylbenzene	RT	+	-	+
Fatty acids (higher than C 12)	40	+	-	+
Fish oil	RT	+	-	+
Fixing bath	RT	+	-	+
Formaldehyde, aqueous Solution	RT	+	+	+
Fruit juices	RT	+	+	+
Glycol	RT	+	-	+
Glycol (ethylene glycol)	RT	+	-	+
Urea, aqueous Solution	RT	+	-	+
Fuel oil	RT	+	-	+
Humic acid	RT	+	-	+
Isopropyl alcohol (2-propanol)	RT	+	-	+
Potassium hydroxide solution 2.5 %	RT	-	+	-
Potassium permanganate 6%	60	-	+	-

Media	Glass-fibre composite material			
	Concrete			
	Polymer concrete			
	Temperature in °C			
Calcium salts, aqueous Solution	RT	+	+	+
Silica hydrochloric acid	20	-	-	-
Carbonic acid, aqueous Solution	RT	+	-	+
Copper salts, aqueous Solution	RT	+	-	+
Linseed oil	RT	+	-	+
Magnesium salts, aqueous Solution	RT	+	+	+
Maleic acid, aqueous Solution	RT	+	-	+
Manganese salts, aqueous Solution	RT	+	-	+
Margarine	RT	+	+	+
Engine oil	RT	+	+	+
Sea water	RT	+	-	+
Sea water	60	-	-	-
Milk	RT	+	-	+
Lactic acid, aqueous Solution	RT	+	-	+
Mineral oils	RT	+	-	+
Mineral water	RT	+	-	+
Sodium hydroxide 40 %	40	-	+	-
Barium salts, aqueous Solution	RT	+	+	+
Wetting and cleaning agents	RT	+	-	+
Octane	RT	+	-	+
Octane	60	-	-	-
Oxalic acid, aqueous Solution	RT	+	+	+
Oxalic acid, aqueous Solution	60	-	+	-
Oleic acid	RT	+	+	+
Paraffin oil	RT	+	+	+
Perchloric acid	RT	-	-	-
Petroleum ether	RT	+	+	+
Kerosene	RT	+	+	+
Phosphoric acid 10 %	RT	+	-	+
Phosphoric acid 10 %	60	-	-	-
Phosphoric acid 50 %	40	-	-	-
Ricinus oil	RT	+	+	+
Crude oil	RT	+	+	+
Salicylic acid, aqueous Solution	RT	+	-	+
Nitric acid 10 %	40	-	-	-
Hydrochloric acid 20 %	40	-	-	-
Greases	RT	+	+	+
Sulphuric acid 30 %	RT	+	-	-
Silicone oil	RT	+	+	+
Tetrachloroethylene	RT	+	+	+
Carbon tetrachloride	RT	-	+	-
Thioglycolic acid	RT	-	-	-
Trichloroethylene	RT	-	+	-
Detergent, commercially available 5%	RT	+	+	+
Water dist.	RT	+	+	+
Water dist.	60	-	+	-
Wine	RT	+	+	+
Zinc salts, aqueous Solution	RT	+	-	+
Tin salts, aqueous Solution	RT	+	-	+
Citric acid, aqueous Solution	RT	+	-	+
Citric acid, aqueous Solution	60	-	-	-
Sugar	RT	+	+	+

+ = resistant - = not resistant RT = room temperature [25°C] Polymer concrete = MEA polymer concrete with polyester resin as binder. Glass fibre composite = glass-fibre-reinforced unsaturated polyester

> **NOTE** If there are deviations regarding temperature, concentration and purity of the listed media, a technical consultation by the MEA-centre Aichach will be required!

Glass-fibre-reinforced composite material is resistant to short-term exposure to inorganic acids and subsequent water rinsing.



VALID STARTING FROM MARCH 1, 2023

TERMS AND CONDITIONS FOR THE SALE OF GOODS

The Buyer's attention is in particular drawn to the provisions of condition 10.4

1. Interpretation

1.1 The definitions and rules of interpretation in this condition apply in these conditions.

Buyer: the person, firm or company who purchases the Goods from the Company.

Company: MEA UK Limited (company number: 02854985) whose registered office is at Rectors Lane, Pentre, Deeside, Flintshire, CH5 2DH.

Contract: any contract between the Company and the Buyer for the sale and purchase of the Goods, incorporating these conditions.

Delivery Point: the place where delivery of the Goods is to take place under condition 4.

Goods: any goods agreed in the Contract to be supplied to the Buyer by the Company (including any part or parts of them).

Incoterms: the international rules for the interpretation of trade terms of the International Chamber of Commerce as in force at the date when the Contract is made.

1.2 A reference to any law is a reference to it as it is in force for the time being taking account of any amendment, extension, application or re-enactment and includes any subordinate legislation for the time being in force made under it.

1.3 Words in the singular include the plural and in the plural include the singular.

1.4 A reference to one gender includes a reference to the other gender.

1.5 Condition headings do not affect the interpretation of these conditions.

2. Application of terms

2.1 Subject to any variation under condition 2.3 the Contract shall be on these conditions to the exclusion of all other terms and conditions (including any terms or conditions which the Buyer purports to apply under any purchase order, confirmation of order, specification or other document).

2.2 No terms or conditions endorsed on, delivered with or contained in the Buyer's purchase order, confirmation of order, specification or other document shall form part of the Contract simply as a result of such document being referred to in the Contract.

2.3 These conditions apply to all the Company's sales and any variation to these conditions and any representations about the Goods shall have no effect unless expressly agreed in writing and signed by an authorised representative of the Company. The Buyer acknowledges that it has not relied on any statement, promise or representation made or given by or on behalf of the Company which is not set out in the contract. Nothing in this condition shall exclude or limit the Company's liability for fraudulent misrepresentation.

2.4 Each order or acceptance of a quotation for Goods by the Buyer from the Company shall be deemed to be an offer by the Buyer to buy Goods subject to these conditions.

2.5 No order placed by the Buyer shall be deemed to be accepted by the Company until a written acknowledgement of order is issued by the Company or (if earlier) the Company delivers the Goods to the Buyer.

2.6 The Buyer shall ensure that the terms of its order and any applicable specification are complete and accurate.

2.7 Any quotation is given on the basis that no Contract shall come into existence until the Company despatches an acknowledgement of order to the Buyer. Any quotation is valid for a period of 30 days only from its date, provided that the Company has not previously withdrawn it.

3. Description

3.1 The quantity and description of the Goods shall be as set out in the Company's quotation or acknowledgement of order.

3.2 All samples, drawings, descriptive matter, specifications and advertising issued by the Company and any descriptions or illustrations contained in the Company's catalogues or brochures are issued or published for the sole purpose of giving an approximate idea of the Goods described in them. They shall not form part of the Contract and this is not a sale by sample.

4. Delivery

4.1 Delivery of the Goods shall be made by the Buyer collecting the Goods at the Company's premises at any time after the Company has notified the Buyer that the Goods are ready for collection or, if some other place for delivery is agreed by the Company, by the Company delivering the Goods to that place.

4.2 Delivery charges, if applicable, will be stated in the Contract.

4.3 Any dates specified by the Company for delivery of the Goods are intended to be an estimate and time for delivery shall not be made of the essence by notice. If no dates are so specified, delivery shall be within a reasonable time.

4.4 Subject to the other provisions of these conditions the Company shall not be liable for any direct, indirect or consequential loss (all three of which terms include, without limitation, pure economic loss, loss of profits, loss of business, depletion of goodwill and similar loss), costs, damages, charges or expenses caused directly or indirectly by any delay in the delivery of the Goods (even if caused by the Company's negligence), nor shall any delay entitle the Buyer to terminate or rescind the Contract unless such delay exceeds 180 days.

4.5 If for any reason the Buyer fails to accept delivery of any of the Goods when they are ready for delivery, or the Company is unable to deliver the Goods on time because the Buyer has not provided appropriate instructions, documents, licences or authorisations:

(a) risk in the Goods shall pass to the Buyer (including for loss or damage caused by the Company's negligence);

(b) the Goods shall be deemed to have been delivered; and

TERMS AND CONDITIONS (UK)

- (c) the Company may store the Goods until delivery, whereupon the Buyer shall be liable for all related costs and expenses (including, without limitation, storage and insurance).
- 4.6 The Buyer shall provide at the Delivery Point and at its expense adequate and appropriate equipment and manual labour for loading the Goods.
- 4.7 If the Company delivers to the Buyer a quantity of Goods of up to [25]% more or less than the quantity accepted by the Company, the Buyer shall not be entitled to object to or reject the Goods or any of them by reason of the surplus or shortfall and shall pay for such goods at the pro rata Contract rate.
- 4.8 The Company may deliver the Goods by separate instalments. Each separate instalment shall be invoiced and paid for in accordance with the provisions of the Contract.
- 4.9 Each instalment shall be a separate Contract and no cancellation or termination of any one Contract relating to an instalment shall entitle the Buyer to repudiate or cancel any other Contract or **instalment**.
- 5. Non-delivery**
- 5.1 The quantity of any consignment of Goods as recorded by the Company upon despatch from the Company's place of business shall be conclusive evidence of the quantity received by the Buyer on delivery unless the Buyer can provide conclusive evidence proving the contrary.
- 5.2 The Company shall not be liable for any non-delivery of Goods (even if caused by the Company's negligence) unless the Buyer gives written notice to the Company of the non-delivery within 3 days of the date when the Goods would in the ordinary course of events have been received.
- 5.3 Any liability of the Company for non-delivery of the Goods shall be limited to replacing the Goods within a reasonable time or issuing a credit note at the pro rata Contract rate against any invoice raised for such Goods.
- 6. Risk/title**
- 6.1 The Goods are at the risk of the Buyer from the time of delivery.
- 6.2 Ownership of the Goods shall not pass to the Buyer until the Company has received in full (in cash or cleared funds) all sums due to it in respect of:
- (a) the Goods; and
- (b) all other sums which are or which become due to the Company from the Buyer on any account.
- 6.3 Until ownership of the Goods has passed to the Buyer, the Buyer shall:
- (a) hold the Goods on a fiduciary basis as the Company's bailee;
- (b) store the Goods (at no cost to the Company) separately from all other goods of the Buyer or any third party in such a way that they remain readily identifiable as the Company's property;
- (c) not destroy, deface or obscure any identifying mark or packaging on or relating to the Goods; and
- (d) maintain the Goods in satisfactory condition and keep them insured on the Company's behalf for their full price against all risks to the reasonable satisfaction of the Company. On request the Buyer shall produce the policy of insurance to the Company.
- 6.4 The Buyer may resell the Goods before ownership has passed to it solely on the following conditions:
- (a) any sale shall be effected in the ordinary course of the Buyer's business at full market value; and
- (b) any such sale shall be a sale of the Company's property on the Buyer's own behalf and the Buyer shall deal as principal when making such a sale.
- 6.5 The Buyer's right to possession of the Goods shall terminate immediately if:
- (a) the Buyer has a bankruptcy order made against him or makes an arrangement or composition with his creditors, or otherwise takes the benefit of any statutory provision for the time being in force for the relief of insolvent debtors, or (being a body corporate) convenes a meeting of creditors (whether formal or informal), or enters into liquidation (whether voluntary or compulsory) except a solvent voluntary liquidation for the purpose only of reconstruction or amalgamation, or has a receiver and/or manager, administrator or administrative receiver appointed of its undertaking or any part thereof, or documents are filed with the court for the appointment of an administrator of the Buyer or notice of intention to appoint an administrator is given by the Buyer or its directors or by a qualifying floating charge holder (as defined in paragraph 14 of Schedule B1 to the Insolvency Act 1986), or a resolution is passed or a petition presented to any court for the winding-up of the Buyer or for the granting of an administration order in respect of the Buyer, or any proceedings are commenced relating to the insolvency or possible insolvency of the Buyer; or
- (b) the Buyer suffers or allows any execution, whether legal or equitable, to be levied on his/its property or obtained against him/it, or fails to observe or perform any of his/its obligations under the Contract or any other contract between the Company and the Buyer, or is unable to pay its debts within the meaning of section 123 of the Insolvency Act 1986 or the Buyer ceases to trade; or
- (c) the Buyer encumbers or in any way charges any of the Goods.
- 6.6 The Company shall be entitled to recover payment for the Goods notwithstanding that ownership of any of the Goods has not passed from the Company.
- 6.7 The Buyer grants the Company, its agents and employees an irrevocable licence at any time to enter any premises where the Goods are or may be stored in order to inspect them, or, where the Buyer's right to possession has terminated, to recover them.
- 6.8 Where the Company is unable to determine whether any Goods are the goods in respect of which the Buyer's right to possession has terminated, the Buyer shall be deemed to have sold all goods of the kind sold by the Company to the Buyer in the order in which they were invoiced to the Buyer.

6.9 On termination of the Contract, howsoever caused, the Company's (but not the Buyer's) rights contained in this condition 6 shall remain in effect

7. Price

7.1 Unless otherwise agreed by the Company in writing, the price for the Goods shall be the price set out in the Company's price list published on the date of delivery or deemed delivery.

7.2 The price for the Goods shall be exclusive of any value added tax and any costs or charges in relation to packaging, loading, unloading, carriage and insurance, all of which amounts the Buyer shall pay in addition when it is due to pay for the Goods.

7.3 The Company reserves the right, by giving written notice to the Buyer at any time before delivery, to increase the price of the Goods to reflect any increase in the cost to the Company which is due to any factor beyond the control of the Company (such as, without limitation, any foreign exchange fluctuation, currency regulation, alteration of duties, significant increase in the costs of labour, materials or other costs of manufacture), any change in delivery dates, quantities or specifications for the Goods which is requested by the Buyer, or any delay caused by any instructions of the Buyer or failure of the Buyer to give the Company adequate information or instructions.

7.4 The cost of pallets and returnable containers will be charged to the Buyer in addition to the price of the Goods, but full credit will be given to the Buyer provided they are returned undamaged to the Seller before the due payment date.

8. Payment

8.1 The Buyer shall pay the price of the Goods (less any discount to which the Buyer is entitled, but without any other deduction) within 30 days (unless otherwise agreed in writing by the Company) of the date of the Company's invoice, and the Company shall be entitled to recover the price, notwithstanding that delivery may not have taken place and the property in the Goods has not passed to the Buyer.

8.2 Time for payment shall be of the essence.

8.3 No payment shall be deemed to have been received until the Company has received cleared funds.

8.4 All payments payable to the Company under the Contract shall become due immediately on its termination despite any other provision.

8.5 The Buyer shall make all payments due under the Contract in full without any deduction whether by way of set-off, counterclaim, discount, abatement or otherwise unless the Buyer has a valid court order requiring an amount equal to such deduction to be paid by the Company to the Buyer.

8.6 If the Buyer fails to pay the Company any sum due pursuant to the Contract, the Buyer shall be liable to pay interest to the Company on such sum from the due date for payment at the annual rate of 4% above the base lending rate from time to time of [], accruing on a daily basis until payment is made, whether before

or after any judgment. The Company reserves the right to claim interest under the Late Payment of Commercial Debts (Interest) Act 1998.

9. Quality

9.1 As the Company is not the manufacturer of the Goods, the Company cannot provide a warranty or guarantee in respect of such Goods. The Company shall however endeavour to transfer to the Buyer the benefit of any warranty or guarantee given to the Company by the manufacturer.

9.2 The Company warrants that (subject to the other provisions of these conditions) upon delivery, the Goods shall be of satisfactory quality within the meaning of the Sale of Goods Act 1979.

9.3 The Company shall not be liable for a breach of the warranty in condition 9.2 unless:

- (a) the Buyer gives written notice of the defect to the Company, and, if the defect is as a result of damage in transit to the carrier, within 3 days of the time when the Buyer discovers or ought to have discovered the defect; and
- (b) the Company is given a reasonable opportunity after receiving the notice of examining such Goods and the Buyer (if asked to do so by the Company) returns such Goods to the Company's place of business at the Buyer's cost for the examination to take place there.

9.4 The Company shall not be liable for a breach of the warranty in condition 9.2 if:

- (a) the Buyer makes any further use of such Goods after giving such notice; or
- (b) the defect arises because the Buyer failed to follow the Company's oral or written instructions as to the storage, installation, commissioning, use or maintenance of the Goods or (if there are none) good trade practice; or
- (c) the Buyer alters or repairs such Goods without the written consent of the Company; or
- (d) the Goods have a defect as a result of any drawing, design or specification supplied by the Buyer.

9.5 Subject to condition 9.3 and condition 9.4, if any of the Goods do not conform with the warranty in condition 9.2 the Company shall at its option repair or replace such Goods (or the defective part) or refund the price of such Goods at the pro rata Contract rate provided that, if the Company so requests, the Buyer shall, at the Buyer's expense, return the Goods or the part of such Goods which is defective to the Company.

9.6 If the Company complies with condition 9.5 it shall have no further liability for a breach of the warranty in condition 9.2 in respect of such Goods.

9.7 Any Goods replaced shall belong to the Company.

10. Limitation of liability

10.1 Subject to condition 4, condition 5 and condition 9, the following provisions set out the entire financial liability of the Company (in

TERMS AND CONDITIONS (UK)

cluding any liability for the acts or omissions of its employees, agents and sub-contractors) to the Buyer in respect of:

- (a) any breach of these conditions;
- (b) any use made or resale by the Buyer of any of the Goods, or of any product incorporating any of the Goods; and
- (c) any representation, statement or tortious act or omission including negligence arising under or in connection with the Contract.

10.2 All warranties, conditions and other terms implied by statute or common law (save for the conditions implied by section 12 of the Sale of Goods Act 1979) are, to the fullest extent permitted by law, excluded from the Contract.

10.3 Nothing in these conditions excludes or limits the liability of the Company:

- (a) for death or personal injury caused by the Company's negligence; or
- (b) under section 2(3), Consumer Protection Act 1987; or
- (c) for any matter which it would be illegal for the Company to exclude or attempt to exclude its liability; or
- (d) for fraud or fraudulent misrepresentation.

10.4 Subject to condition 10.2 and condition 10.3:

- (a) the Company's total liability in contract, tort (including negligence or breach of statutory duty), misrepresentation, restitution or otherwise, arising in connection with the performance or contemplated performance of the Contract shall be limited to the Contract price; and
- (b) the Company shall not be liable to the Buyer for any pure economic loss, loss of profit, loss of business, depletion of goodwill or otherwise, in each case whether direct, indirect or consequential, or any claims for consequential compensation whatsoever (howsoever caused) which arise out of or in connection with the Contract.

10.5 Where the Goods are sold under a consumer transaction (as defined by the Consumer Transactions (Restrictions on Statements) Order 1976) the statutory rights of the Buyer are not affected by these conditions.

11. Export conditions

11.1 Unless the context otherwise requires, any term or expression which is defined in or given a particular meaning by the provisions of Incoterms shall have the same meaning in these conditions, but if there is any conflict between the provisions of Incoterms and these conditions, the latter shall prevail.

11.2 Where the Goods are supplied for export from the United Kingdom, the provisions of this clause 11 shall (subject to any special conditions agreed in writing between the Buyer and the Company) apply notwithstanding any other provision of these conditions.

11.3 The Buyer shall be responsible for complying with any legislation or regulations governing the importation of the Goods into the country of destination and for the payment of any duties on them.

11.4 Unless otherwise agreed in writing between the Buyer and the

Company, the Goods shall be delivered fob the air or sea port of shipment and the Company shall be under no obligation to give notice under Section 32(3) of the Sale of Goods Act 1979.

11.5 The Buyer shall be responsible for arranging for testing and inspection of the Goods at the Company's premises before shipment. The Company shall have no liability for any claim in respect of any defect in the Goods which would be apparent on inspection and which is made after shipment, or in respect of any damage during transit.

12. Assignment

12.1 The Company may assign the Contract or any part of it to any person, firm or company.

12.2 The Buyer shall not be entitled to assign the Contract or any part of it without the prior written consent of the Company.

13. Force majeure

The Company reserves the right to defer the date of delivery or to cancel the Contract or reduce the volume of the Goods ordered by the Buyer (without liability to the Buyer) if it is prevented from or delayed in the carrying on of its business due to circumstances beyond the reasonable control of the Company including, without limitation, acts of God, governmental actions, war or national emergency, acts of terrorism, protests, riot, civil commotion, fire, explosion, flood, epidemic, lock-outs, strikes or other labour disputes (whether or not relating to either party's workforce), or restraints or delays affecting carriers or inability or delay in obtaining supplies of adequate or suitable materials, provided that, if the event in question continues for a continuous period in excess of 180 days, the Buyer shall be entitled to give notice in writing to the Company to terminate the Contract.

14. General

14.1 Each right or remedy of the Company under the Contract is without prejudice to any other right or remedy of the Company whether under the Contract or not.

14.2 If any provision of the Contract is found by any court, tribunal or administrative body of competent jurisdiction to be wholly or partly illegal, invalid, void, voidable, unenforceable or unreasonable it shall to the extent of such illegality, invalidity, voidness, voidability, unenforceability or unreasonableness be deemed severable and the remaining provisions of the Contract and the remainder of such provision shall continue in full force and effect.

14.3 Failure or delay by the Company in enforcing or partially enforcing any provision of the Contract shall not be construed as a waiver of any of its rights under the Contract.

14.4 Any waiver by the Company of any breach of, or any default under, any provision of the Contract by the Buyer shall not be deemed a waiver of any subsequent breach or default and shall in no way affect the other terms of the Contract.

14.5 The parties to the Contract do not intend that any term of the Contract shall be enforceable by virtue of the Contracts (Rights of Third Parties) Act 1999 by any person that is not a party to it.

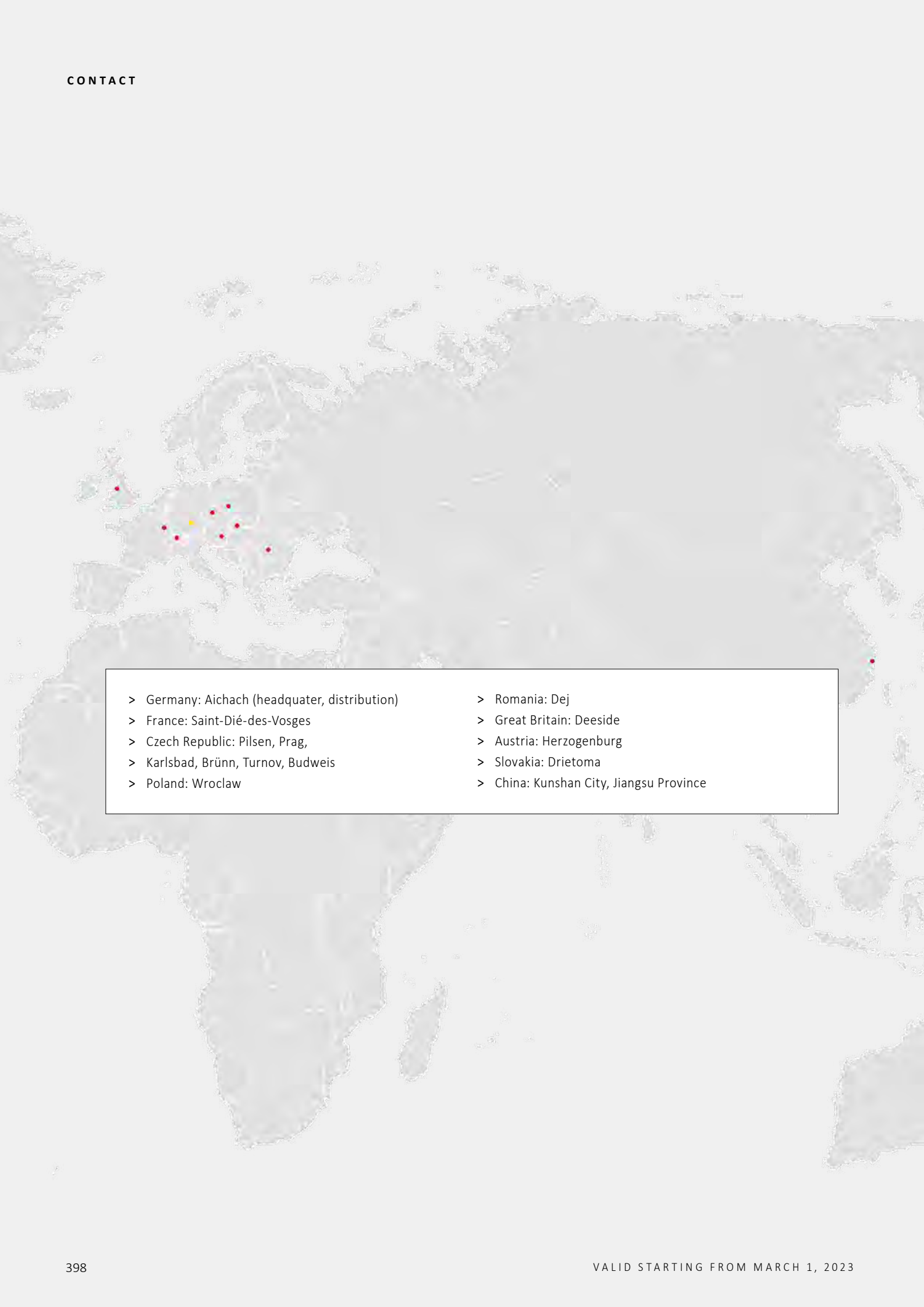
14.6 The formation, existence, construction, performance, validity and all

aspects of the Contract shall be governed by English law and the parties submit to the exclusive jurisdiction of the English courts.

15. Communications

- 15.1 All communications between the parties about the Contract shall be in writing and delivered by hand or sent by pre-paid first class post or sent by fax:
- (a) (in case of communications to the Company) to its registered office or such changed address as shall be notified to the Buyer by the Company; or
 - (b) (in the case of the communications to the Buyer) to the registered office of the addressee (if it is a company) or (in any other case) to any address of the Buyer set out in any document which forms part of the Contract or such other address as shall be notified to the Company by the Buyer.
- 15.2 Communications shall be deemed to have been received:
- (a) if sent by pre-paid first class post, two days (excluding Saturdays, Sundays and bank and public holidays) after posting (exclusive of the day of posting); or
 - (b) if delivered by hand, on the day of delivery; or
 - (c) if sent by fax on a working day prior to 4.00 pm, at the time of transmission and otherwise on the next working day.

CONTACT

- 
- > Germany: Aichach (headquater, distribution)
 - > France: Saint-Dié-des-Vosges
 - > Czech Republic: Pilsen, Prag,
 - > Karlsbad, Brünn, Turnov, Budweis
 - > Poland: Wroclaw
 - > Romania: Dej
 - > Great Britain: Deeside
 - > Austria: Herzogenburg
 - > Slovakia: Drietoma
 - > China: Kunshan City, Jiangsu Province

YOUR CONTACT

MEA UK

Nici Hughes

MEA UK Ltd

Rectors Lane, Pentre, Deeside,
Flintshire, UK, CH5 2DH

P +44 (0) 1244 / 534455

F +44 (0) 1244 / 534477

E Uk.salesoffice@mea-group.com

MEA APPLICATION AREAS



PARKING LOTS AND GREEN AREAS



HARBOURS AND CONTAINER TERMINALS



UNDERGROUND GARAGES AND PARKDECKS



TRAM- AND RAIL SOLUTIONS



AIRPORTS (AIRSIDE)



GREEN ROOFS, TERRACES AND FACADES



DRAINAGE OF INNER CITIES AND PARKS



PETROL FILLING STATIONS



INFRASTRUCTURE AND TRAFFIC

Glass-fibre-reinforced composite

Recycled plastic

Polymer concrete

Metal

Rainwater treatment

Other

Your MEA partner



BUILDING SUCCESS

MEA UK Ltd ■ Rectors Lane, Pentre, Deeside ■ Flintshire, UK, CH5 2DH
www.mea-group.com