

MEARIN SLOPE

ULTRALIGHT
DRAINAGE SYSTEM
WITH INTEGRATED SLOPE




HIGH QUALITY GRP DRAINAGE SYSTEM

FLEXIBLE PROFESSIONAL DRAINAGE SOLUTION FOR ALL APPLICATIONS

MEARIN PLUS 1000 SLOPE AND MEARIN EXPERT 1000 SLOPE





IMEARIN SLOPE SLOPED CHANNELS
LIGHT AND VERSATILE

NEW

MEARIN PLUS SLOPE

SYSTEM OVERVIEW



Clear width: 100 mm
Constructive width: 136 mm
Constructive height:
158 to 258 mm

- > Drainage channel body with linear slope
- > With glass-fibre reinforced composite edge
- > Loading classes A 15 to D 400

MEARIN PLUS 1000 SLOPE





NEW

MEARIN EXPERT SLOPE

SYSTEM OVERVIEW



MEARIN EXPERT 1000 SLOPE

Clear width: 100 mm
Constructive width: 132 mm
Constructive height:
158 bis 258 mm

- > Drainage channel body with linear slope
- > With 4 mm galvanised edge or stainless steel edge
- > Loading classes A 15 to E 600




IGFK PROFESSIONAL DRAINAGE SOLUTIONS FOR ALL APPLICATIONS

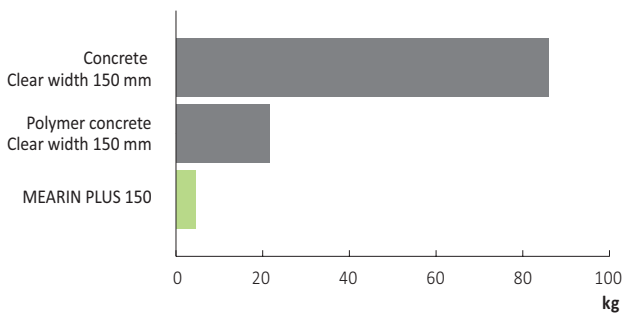
The MEARIN system enables the installation of channels without a mechanical support, and with significantly less personnel than with comparably heavy concrete channels. Perfect anchoring of the system in the concrete casing guarantees a quick and easy installation, and a highly stable construction of the drainage line.

Thanks to the highly stable GRP material, the MEARIN system is extremely break and abrasion resistant. The long-term resistant and highly smooth inner surface of the drainage channel body, will continuously provide the best possible drainage values.

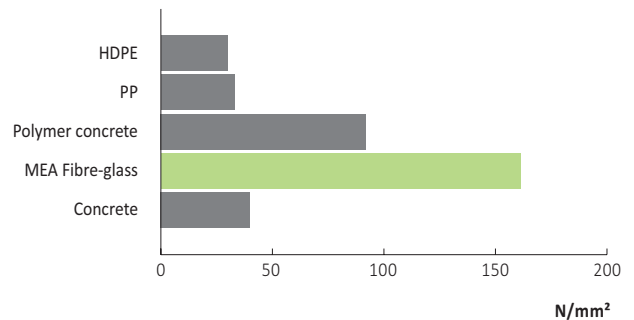
- > Despite the minimal weight loading classes up to E 600 possible, unlike with most conventional PP, PE as well as other GRP channels.
- > MEA's universal quick-release fastener systems ensure a simple and fast mounting or removal of the gratings and uncomplicated cleaning of the channels.



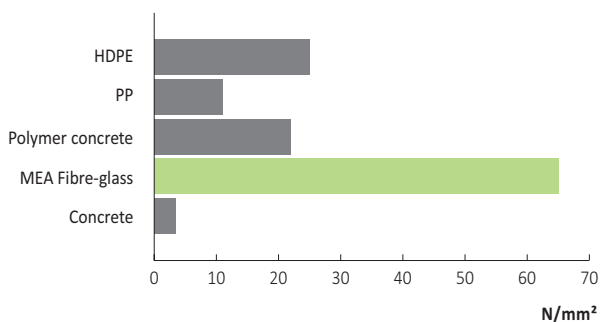
Weight in kg



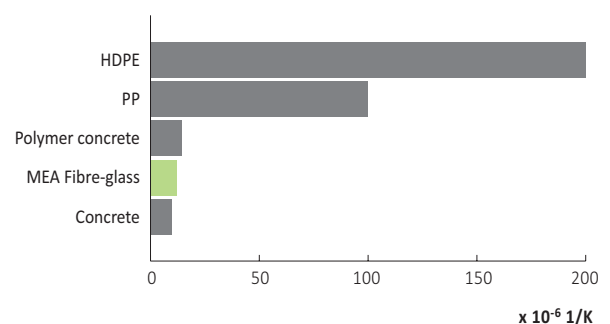
Tensile strength



Compression resistance




Thermal expansion coefficient α



COMPLETE SYSTEM

WITH PERFECTLY MATCHED COMPONENTS

The universal CLIPFIX drainage channel cover securing system speeds up mounting and maintenance work. This saves time and money. Easy handling, secure hold, durable and resilient

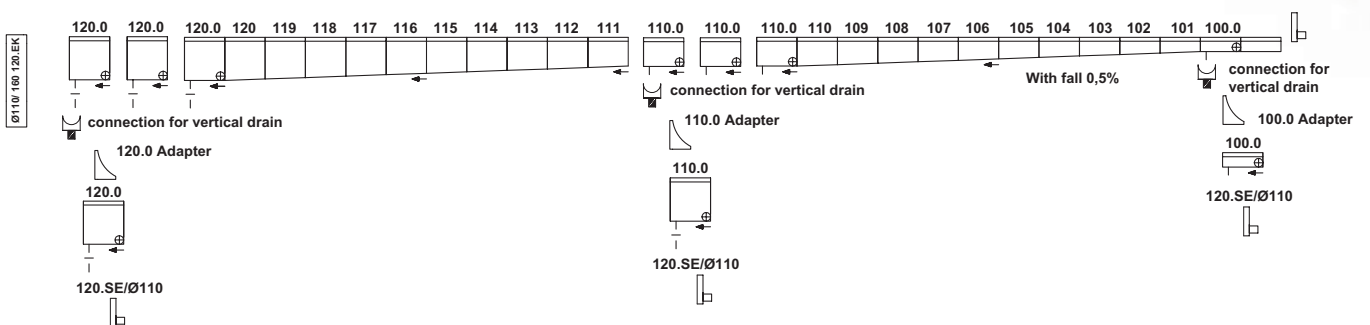
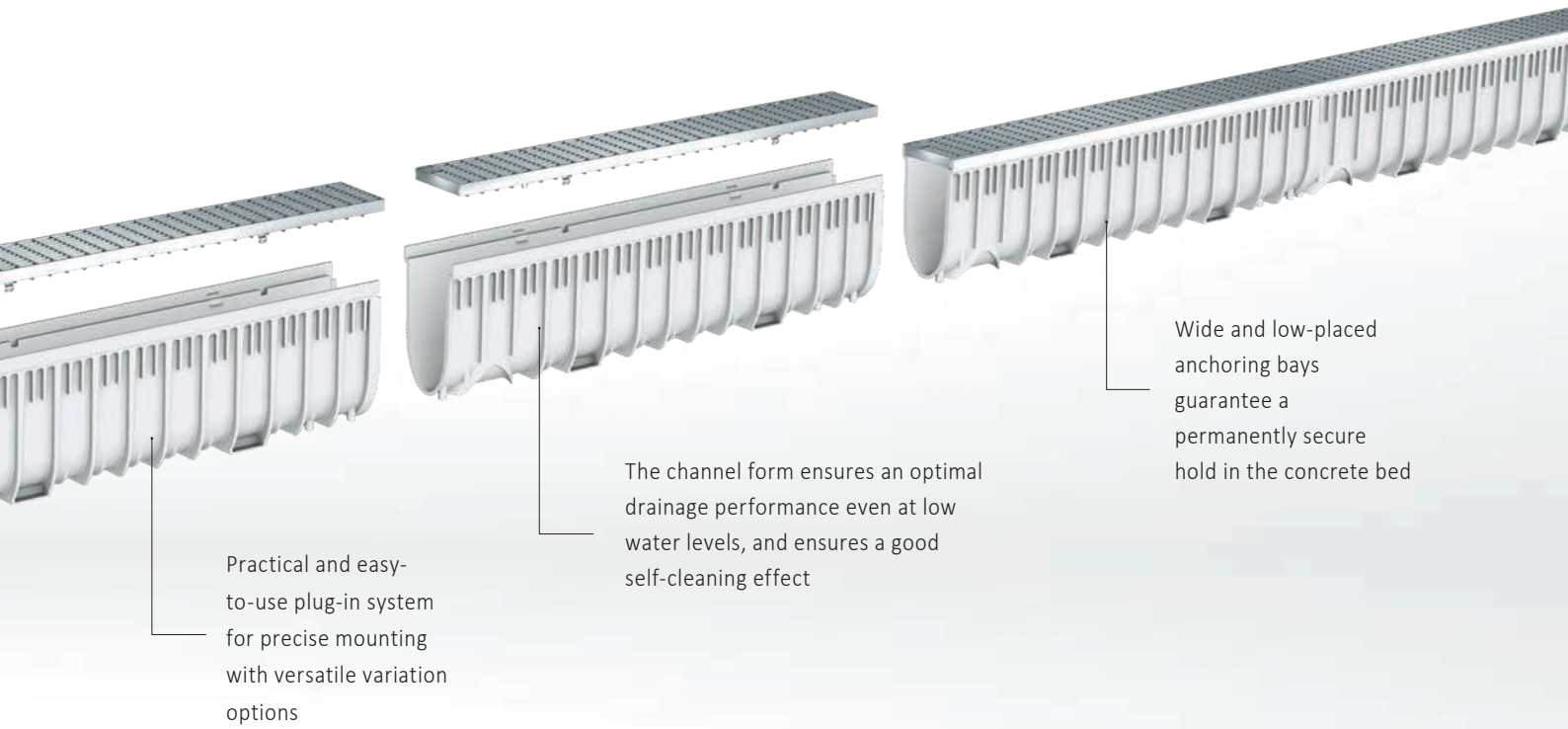


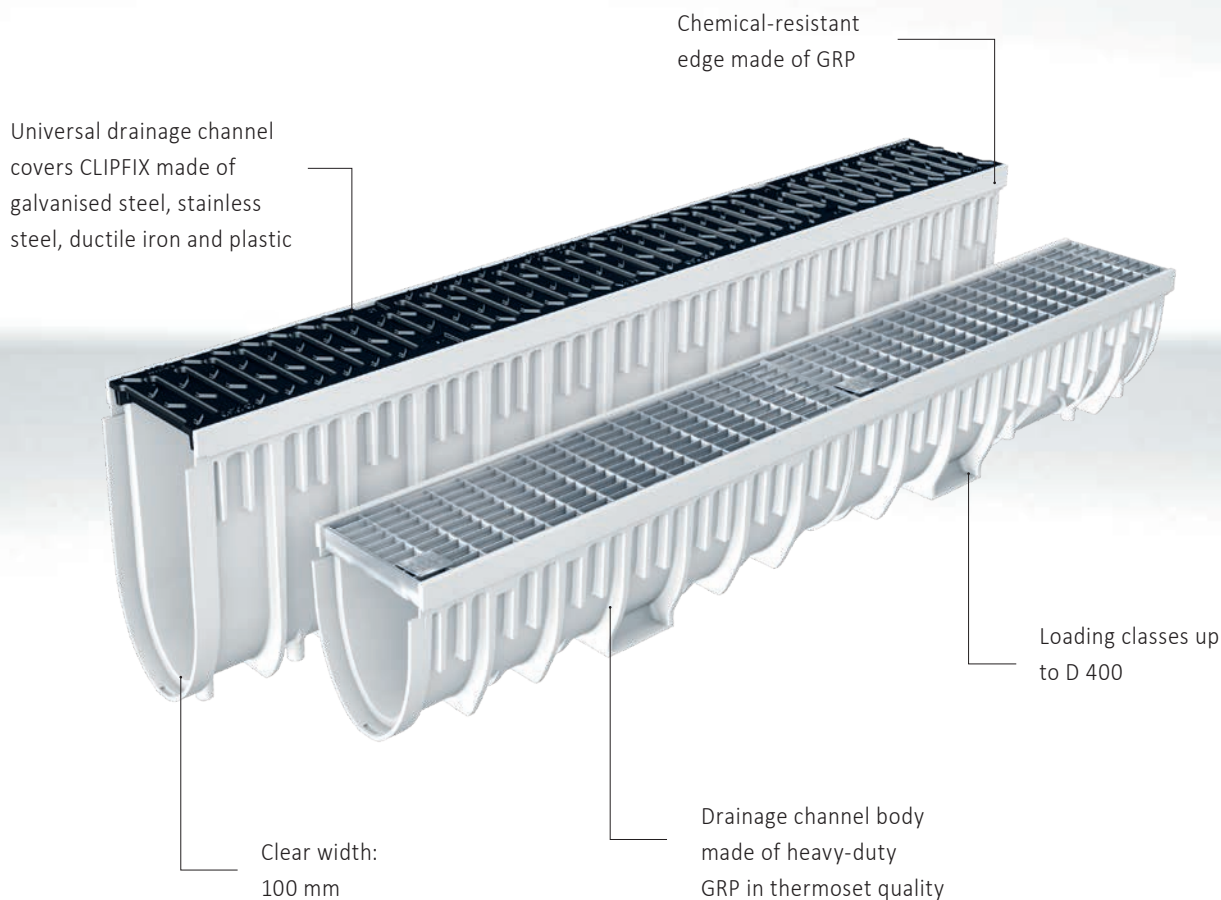
The drainage channel body made of GRP in thermoset quality guarantees a load capacity. It is dimensionally stable and temperature resistant through the high-tech material, and also abrasion and chemical resistant



MEARIN SLOPE

- > First complete and sealable channel system made of GRP
- > Complete system with linear slope
- > Certified compliant to EN 1433 and CE





IMEARIN PLUS SLOPE

SLOPED CHANNEL WITH GRP EDGE (D 400)

For applications in gardening and landscaping, as well as in urban areas:

- > Drainage channel body and edge completely made of GRP (highly stable glass-fibre-reinforced composite)
- > Available with a nominal diameter of 100 mm
- > Universal drainage channel covers CLIPFIX made of galvanised steel, stainless steel, ductile iron and plastic
- > Areas of application: Public places, parking lots, gardening and landscaping
- > Loading class up to D 400

MEARIN EXPERT SLOPE

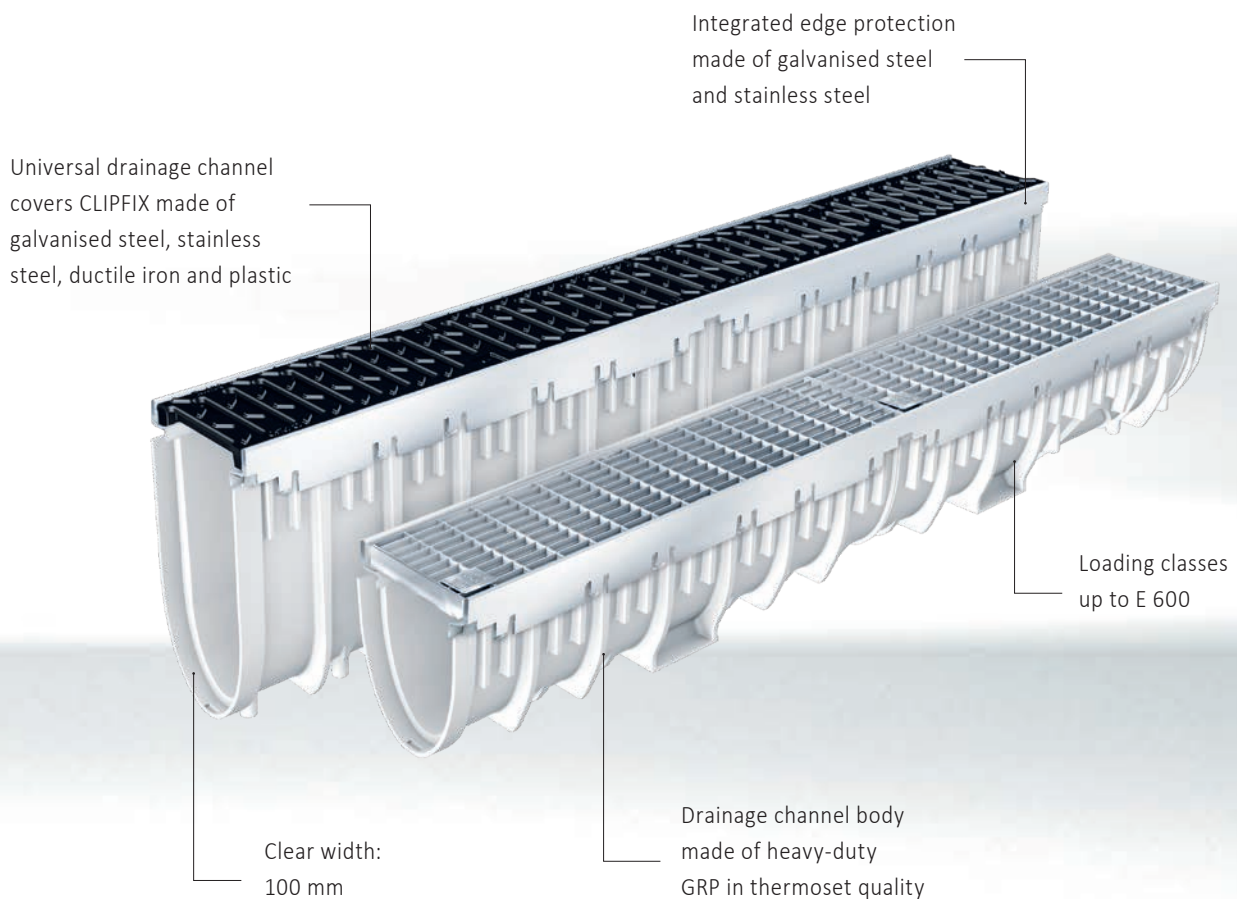
SLOPED CHANNEL WITH EDGE PROTECTION

MADE OF GALVANISED STEEL AND STAINLESS STEEL (E 600)

For applications in urban areas, along traffic routes and industrial areas:

- > Drainage channel body made of GRP (highly stable, glass-fibre-reinforced composite) with tightly integrated edge protection made of galvanised steel and stainless steel for high loads

- > Available with a nominal diameter of 100 mm
- > Universal drainage channel covers CLIPFIX made of galvanised steel, stainless steel, ductile iron and plastic
- > Areas of application: Recreational facilities, industrial areas, park-areas, roads and traffic routes
- > Loading class up to E 600



MEARIN PLUS AND EXPERT DRAINAGE CHANNEL COVERS

MEA offers a wide range of covers for MEARIN drainage channel systems that are not just functional, but also especially set accents in the field of product design. From efficient mesh gratings to classic slotted gratings, MEA stands for quality, innovation and creativity.

Galvanised steel, stainless steel or plastic slotted gratings:

- > The intelligent bar/slot design is a visual alternative to mesh gratings, and is particularly stable and weather-resistant
- > Loading classes A 15 to E 250

Ductile iron slotted grating:

- > Especially suitable for extreme loads and heavily frequented areas
- > Loading classes C 250 to E 600

Longitudinal bar gratings:

- > The aesthetic solution in galvanised steel, stainless steel or ductile iron
- > Loading classes A 15 to E 600

Mesh grating:

- > The classic press grating drainage channel cover made of hot-dip galvanised steel or stainless steel
- > Loading classes A 15 to D 400

Ductile iron design gratings:

- > Aesthetic solutions for use in representative areas
- > Loading classes A 15 to D 400



Slotted grating made of galvanised and stainless steel



Mesh grating made of galvanised and stainless steel



Longitudinal bar grating made of galvanised and stainless steel



Plastic web grating



Ductile iron slotted grating



Ductile iron design grating WAVE



Ductile iron design grating BAVARIA



Ductile iron design grating CATHEDRAL



Ductile iron design grating HONEYCOMB





Ductile iron design grating BACKGAMMON



CLIPFIX

UNIVERSAL LOCKING SYSTEM




Adapting the MEARIN PLUS/EXPERT channel system to the CLIPFIX universal locking system provides a broad series of advantages, for example, a transparent product portfolio, an extended range of drainage channel covers, as well as a simplified stock-keeping.

When installed, channels and gratings form an aesthetic unit thanks to the innovative CLIPFIX locking system. No visual impairments from visible fixings such as screws etc.

The longitudinal displacement safety device secures the grating against shifting in the longitudinal direction when driven over

Universal drainage channel cover CLIPFIX securing system. Easy handling, secure hold, durable and resilient



IMEA CLIPFIX THEFT PROTECTION

- > With the newly developed bolted MEA CLIPFIX anti-theft protection your gratings are safely protected against theft and vandalism.
- > The anti-theft protection is available in nominal widths of 100, 150 and 200 and is very easy to install.



MEARIN PLUS F 1000 DRAINAGE CHANNEL WITHOUT FALL WITH GRP EDGE AND SEALING JOINT ACCORDING TO EN 1433

Channels made of glass-fibre-reinforced composite. Clear width 100 mm, total width 137 mm. Suitable for all channel covers **MEA 100 CLIPFIX**, **MEA TSL 100** and **TSH 100 TOPSLOT**. For the realization of water level slopes. Load capacity according to specification when installed according to the MEA installation instructions.

MEARIN PLUS F 1000 drainage channel without fall. Loading classes A 15 to D 400 according to EN 1433 **)

Article	Length (mm)	Height (mm)	EAN-Code	kg/unit	MG
MEARIN PLUS F 1000.0/55 drainage channel body **)	1000	55	010140740	1,87	MD
MEARIN PLUS F 1000.0 A/55 drainage channel body with Ø 110 mm outlet ^{8) **)}	1000	55	010140742	1,87	MD
MEARIN PLUS F 1000.1/55 drainage channel body **)	500	55	010140744	0,93	MD
MEARIN PLUS F 1000.1 RW/55 drainage channel body for change of drain direction ^{15) **)}	500	55	010140746	0,93	MD

MEARIN PLUS F BLACK 1000 drainage channel without fall. Loading classes A 15 to D 400 according to EN 1433 **)

Article	Length (mm)	Height (mm)	EAN-Code	kg/unit	MG
MEARIN PLUS F BLACK 1000.0/55 drainage channel body **)	1000	55	010140569	1,87	MD
MEARIN PLUS F BLACK 1000.0 A/55 drainage channel body with Ø 110 mm outlet ^{8) **)}	1000	55	010140745	1,87	MD
MEARIN PLUS F BLACK 1000.1/55 drainage channel body **)	500	55	010140747	0,93	MD
MEARIN PLUS F BLACK 1000.1 RW/55 drainage channel body for change of drain direction ¹⁵⁾	500	55	010140749	0,93	MD

MEARIN PLUS 1000 DRAINAGE CHANNEL WITHOUT FALL WITH GRP EDGE AND SEALING JOINT ACCORDING TO EN 1433

Channels made of glass-fibre-reinforced composite. Clear width 100 mm, total width 136 mm. Suitable for all channel covers **MEA 100 CLIPFIX**, **MEA TSL 100** and **TSH 100 TOPSLOT**. For the realization of water level slopes. Load capacity according to specification when installed according to the MEA installation instructions.

MEARIN PLUS 1000 Drainage channel body without fall, loading classes A 15 to D 400 according to EN 1433 **)

Article	Length (mm)	Height (mm)	EAN-Code	kg/unit	MG
MEARIN PLUS 1000.0 Drainage channel body ^{4) 14) **)}	1000	158	012140002	3,60	MD
MEARIN PLUS 1000.1 Drainage channel body ^{3) **)}	500	158	012140004	2,00	MD
MEARIN PLUS 1000.1 RW Drainage channel body for change of drain direction ^{4) 14) 15) **)}	500	158	012140006	2,00	MD
MEARIN PLUS 1010.0 Drainage channel body ^{4) **)}	1000	208	012140120	4,34	MD
MEARIN PLUS 1010.1 Drainage channel body ^{3) **)}	500	208	012140122	2,17	MD
MEARIN PLUS 1010.1 RW Drainage channel body for change of drain direction ^{4) 15) **)}	500	208	012140124	2,17	MD
MEARIN PLUS 1020.0 Drainage channel body ^{4) **)}	1000	258	012140146	5,18	MD
MEARIN PLUS 1020.1 Drainage channel body ^{3) **)}	500	258	012140148	2,59	MD
MEARIN PLUS 1020.1 RW Drainage channel body for change of drain direction ^{4) 15) **)}	500	258	012140150	2,59	MD

MEARIN PLUS BLACK 1000 Drainage channel body without fall, loading classes A 15 to D 400 according to EN 1433 **)

Article	Length (mm)	Height (mm)	EAN-Code	kg/unit	MG
MEARIN PLUS BLACK 1000.0 Drainage channel body ^{4) 14) **)}	1000	158	012140564	3,60	MD
MEARIN PLUS BLACK 1000.1 Drainage channel body ^{3) **)}	500	158	012140566	2,00	MD
MEARIN PLUS BLACK 1000.1 RW Drainage channel body for change of drain direction ^{4) 14) 15) **)}	500	158	012140568	2,00	MD

NEW**MEARIN PLUS 1000 CHANNEL BODY WITH FALL 0,5%
WITH GLASS-FIBRE-REINFORCED COMPOSITE EDGE AND SEALING JOINT ACCORDING TO DIN EN 1433**

Channels made of glass-fibre-reinforced composite. Clear width 100 mm, total width 136 mm. Suitable for all drainage channel covers

MEA 100 CLIPFIX, TOPSLOTS TSL, TSC 100 and TSH 100. For the realization of linear fall (with fall 0,5%). Loading classes A 15 to D 400** according to DIN EN 1433. Load capacity according to specification, when installed according to the MEA installation instructions.

MEARIN PLUS 1000 drainage channel body with fall 0,5%, loading classes A 15 to D 400 according to EN 1433 **)

Article	Length (mm)	Height (mm)	Height 2 (mm)	EAN-Code	kg/unit	MG
MEARIN PLUS 1001 Drainage channel body **)	1000	158	163	012140100	3,70	MD
MEARIN PLUS 1002 Drainage channel body **)	1000	163	168	012140102	3,78	MD
MEARIN PLUS 1003 Drainage channel body **)	1000	168	173	012140104	3,85	MD
MEARIN PLUS 1004 Drainage channel body **)	1000	173	178	012140106	3,93	MD
MEARIN PLUS 1005 Drainage channel body **)	1000	178	183	012140108	4,00	MD
MEARIN PLUS 1006 Drainage channel body **)	1000	183	188	012140110	4,08	MD
MEARIN PLUS 1007 Drainage channel body **)	1000	188	193	012140112	4,16	MD
MEARIN PLUS 1008 Drainage channel body **)	1000	193	198	012140114	4,23	MD
MEARIN PLUS 1009 Drainage channel body **)	1000	198	203	012140116	4,31	MD
MEARIN PLUS 1010 Drainage channel body **)	1000	203	208	012140118	4,38	MD
MEARIN PLUS 1011 Drainage channel body **)	1000	208	213	012140126	4,46	MD
MEARIN PLUS 1012 Drainage channel body **)	1000	213	218	012140128	4,54	MD
MEARIN PLUS 1013 Drainage channel body **)	1000	218	223	012140130	4,61	MD
MEARIN PLUS 1014 Drainage channel body **)	1000	223	228	012140132	4,69	MD
MEARIN PLUS 1015 Drainage channel body **)	1000	228	233	012140134	4,76	MD
MEARIN PLUS 1016 Drainage channel body **)	1000	233	238	012140136	4,84	MD
MEARIN PLUS 1017 Drainage channel body **)	1000	238	243	012140138	4,92	MD
MEARIN PLUS 1018 Drainage channel body **)	1000	243	248	012140140	4,99	MD
MEARIN PLUS 1019 Drainage channel body **)	1000	248	253	012140142	5,07	MD
MEARIN PLUS 1020 Drainage channel body **)	1000	253	258	012140144	5,14	MD

MEARIN EXPERT 1000 DRAINAGE CHANNEL WITHOUT FALL WITH INTEGRATED EDGE MADE OF GALVANISED STEEL (V) OR STAINLESS STEEL (E) AND SEALING JOINT ACCORDING TO EN 1433

Channels made of glass-fibre-reinforced composite. Clear width 100 mm, total width 132 mm. Suitable for all channel covers **MEA 100 CLIPFIX**, **MEA TSL 100** and **TSH 100 TOPSLOT**. For the realization of water level slopes. Load capacity according to specification when installed according to the MEA installation instructions.

MEARIN EXPERT V 1000 Drainage channel body without fall, loading classes A 15 to E 600 according to EN 1433 **)

Article	Length (mm)	Height (mm)	EAN-Code	kg/unit	MG
MEARIN EXPERT V 1000.0 Drainage channel body ^{4)14) **)}	1000	158	012140058	5,60	MD
MEARIN EXPERT V 1000.1 Drainage channel body ^{3) **)}	500	158	012140060	2,80	MD
MEARIN EXPERT V 1000.1 RW Drainage channel body for change of drain direction ^{4)14) 15) **)}	500	158	012140062	2,80	MD
MEARIN EXPERT V 1010.0 Drainage channel body ^{4) **)}	1000	208	012140180	6,41	MD
MEARIN EXPERT V 1010.1 Drainage channel body ^{3) **)}	500	208	012140182	3,20	MD
MEARIN EXPERT V 1010.1 RW Drainage channel body for change of drain direction ^{4)15) **)}	500	208	012140184	3,20	MD
MEARIN EXPERT V 1020.0 Drainage channel body ^{4) **)}	1000	258	012140206	7,24	MD
MEARIN EXPERT V 1020.1 Drainage channel body ^{3) **)}	500	258	012140208	3,62	MD
MEARIN EXPERT V 1020.1 RW Drainage channel body for change of drain direction ^{4)15) **)}	500	258	012140210	3,62	MD

NEW

MEARIN EXPERT E 1000 Drainage channel body without fall, loading classes A 15 to E 600 according to EN 1433 **)

Article	Length (mm)	Height (mm)	EAN-Code	kg/unit	MG
MEARIN EXPERT E 1000.0 Channel ^{4) **)}	1000	158	012140850	5,60	MD
MEARIN EXPERT E 1000.1 Channel ^{3) **)}	500	158	012140852	2,80	MD
MEARIN EXPERT E 1000.1 RW Channel ^{4) **)}	500	158	012140854	2,80	MD
MEARIN EXPERT E 1010.0 Channel ^{4) **)}	1000	208	012140856	6,41	MD
MEARIN EXPERT E 1010.1 Channel ^{3) **)}	500	208	012140858	3,20	MD
MEARIN EXPERT E 1010.1 RW Channel ^{4) **)}	500	208	012140860	3,20	MD
MEARIN EXPERT E 1020.0 Drainage channel ^{4) **)}	1000	258	012140862	7,24	MD
MEARIN EXPERT E 1020.1 Drainage channel ^{3) **)}	500	258	012140864	3,62	MD
MEARIN EXPERT E 1020.1 RW Drainage channel ^{4) **)}	500	258	012140866	3,62	MD

NEW

**MEARIN EXPERT 1000 DRAINAGE CHANNEL WITH FALL 0,5%
WITH INTEGRATED EDGE MADE OF GALVANISED STEEL (V) OR STAINLESS STEEL (E) AND SEALING
JOINT ACCORDING TO EN 1433**

Channel body made of glass fiber reinforced composite. Clear width 100 mm, total width 132 mm. Suitable for all channel covers **MEA 100 CLIPFIX, TOPSLOTS TSL 100** and **TSH 100**. For the realization of linear fall (with fall 0,5%). Loading classes A 15 to E 600** according to EN 1433. Load capacity according to specification when installed according to the MEA installation instructions

MEARIN EXPERT V 1000 drainage channel body with 0,5% fall, Loading classes A 15 to E 600 according to EN 1433 **)

Article	Length (mm)	Height (mm)	Height 2 (mm)	EAN-Code	kg/unit	MG
MEARIN EXPERT V 1001 Drainage channel body **)	1000	158	163	012140160	5,77	MD
MEARIN EXPERT V 1002 Drainage channel body **)	1000	163	168	012140162	5,84	MD
MEARIN EXPERT V 1003 Drainage channel body **)	1000	168	173	012140164	5,92	MD
MEARIN EXPERT V 1004 Drainage channel body **)	1000	173	178	012140166	5,99	MD
MEARIN EXPERT V 1005 Drainage channel body **)	1000	178	183	012140168	6,07	MD
MEARIN EXPERT V 1006 Drainage channel body **)	1000	183	188	012140170	6,15	MD
MEARIN EXPERT V 1007 Drainage channel body **)	1000	188	193	012140172	6,22	MD
MEARIN EXPERT V 1008 Drainage channel body **)	1000	193	198	012140174	6,30	MD
MEARIN EXPERT V 1009 Drainage channel body **)	1000	198	203	012140176	6,37	MD
MEARIN EXPERT V 1010 Drainage channel body **)	1000	203	208	012140178	6,45	MD
MEARIN EXPERT V 1011 Drainage channel body **)	1000	208	213	012140186	6,53	MD
MEARIN EXPERT V 1012 Drainage channel body **)	1000	213	218	012140188	6,60	MD
MEARIN EXPERT V 1013 Drainage channel body **)	1000	218	223	012140190	6,68	MD
MEARIN EXPERT V 1014 Drainage channel body **)	1000	223	228	012140192	6,75	MD
MEARIN EXPERT V 1015 Drainage channel body **)	1000	228	233	012140194	6,83	MD
MEARIN EXPERT V 1016 Drainage channel body **)	1000	233	238	012140196	6,91	MD
MEARIN EXPERT V 1017 Drainage channel body **)	1000	238	243	012140198	6,98	MD
MEARIN EXPERT V 1018 Drainage channel body **)	1000	243	248	012140200	7,06	MD
MEARIN EXPERT V 1019 Drainage channel body **)	1000	248	253	012140202	7,13	MD
MEARIN EXPERT V 1020 Drainage channel body **)	1000	253	258	012140204	7,21	MD

NEW

MEARIN EXPERT 1000 DRAINAGE CHANNEL WITH FALL 0,5% WITH INTEGRATED EDGE MADE OF GALVANISED STEEL (V) OR STAINLESS STEEL (E) AND SEALING JOINT ACCORDING TO EN 1433

Channel body made of glass fiber reinforced composite. Clear width 100 mm, total width 132 mm. Suitable for all channel covers **MEA 100 CLIPFIX, TOPSLOTS TSL 100** and **TSH 100**. For the realization of linear fall (with fall 0,5%). Loading classes A 15 to E 600** according to EN 1433. Load capacity according to specification when installed according to the MEA installation instructions

MEARIN EXPERT E 1000 drainage channel body with fall 0,5%, Loading classes A 15 to E 600 according to EN 1433 **)

Article	Length (mm)	Height (mm)	Height 2 (mm)	EAN-Code	kg/unit	MG
MEARIN EXPERT E 1001 Drainage channel ¹⁾ **)	1000	158	163	012140868	5,77	MD
MEARIN EXPERT E 1002 Drainage channel ¹⁾ **)	1000	163	168	012140870	5,84	MD
MEARIN EXPERT E 1003 Drainage channel ¹⁾ **)	1000	168	173	012140872	5,92	MD
MEARIN EXPERT E 1004 Drainage channel ¹⁾ **)	1000	173	178	012140874	5,99	MD
MEARIN EXPERT E 1005 Drainage channel ¹⁾ **)	1000	178	183	012140876	6,07	MD
MEARIN EXPERT E 1006 Drainage channel ¹⁾ **)	1000	183	188	012140878	6,15	MD
MEARIN EXPERT E 1007 Drainage channel ¹⁾ **)	1000	188	193	012140880	6,22	MD
MEARIN EXPERT E 1008 Drainage channel ¹⁾ **)	1000	193	198	012140882	6,30	MD
MEARIN EXPERT E 1009 Drainage channel ¹⁾ **)	1000	198	203	012140884	6,37	MD
MEARIN EXPERT E 1010 Drainage channel ¹⁾ **)	1000	203	208	012140886	6,45	MD
MEARIN EXPERT E 1011 Drainage channel ¹⁾ **)	1000	208	213	012140888	6,53	MD
MEARIN EXPERT E 1012 Drainage channel ¹⁾ **)	1000	213	218	012140890	6,75	MD
MEARIN EXPERT E 1013 Drainage channel ¹⁾ **)	1000	218	223	012140892	6,75	MD
MEARIN EXPERT E 1014 Drainage channel ¹⁾ **)	1000	223	228	012140894	6,75	MD
MEARIN EXPERT E 1015 Drainage channel ¹⁾ **)	1000	228	233	012140896	6,83	MD
MEARIN EXPERT E 1016 Drainage channel ¹⁾ **)	1000	233	238	012140898	6,91	MD
MEARIN EXPERT E 1017 Drainage channel ¹⁾ **)	1000	238	243	012140900	6,98	MD
MEARIN EXPERT E 1018 Drainage channel ¹⁾ **)	1000	243	248	012140902	7,06	MD
MEARIN EXPERT E 1019 Drainage channel ¹⁾ **)	1000	248	253	012140904	7,13	MD
MEARIN EXPERT E 1020 Drainage channel ¹⁾ **)	1000	253	258	012140906	7,21	MD

MEARIN PLUS/EXPERT 1000 ACCESSORIES**MEARIN PLUS 1000 Gully without drainage channel cover, with sediment bucket **)**

Article	Length (mm)	Height (mm)	EAN-Code	kg/unit	MG
MEARIN PLUS 1000.EK gully with Ø 110 mm pipe connector + sediment bucket **)	500	376	012140008	4,40	MD
MEARIN PLUS 1000.EK gully with Ø 110 mm pipe connector on one side for construction close to a facade + sediment bucket **)	500	376	012140009	4,70	MD
MEARIN PLUS 1020.EK gully with pipe connector Ø 110 mm / Ø 160 mm, incl. sediment bucket **)	500	487	012140152	5,78	MD

MEARIN PLUS BLACK 1000 Gully without drainage channel cover, with sediment bucket **)

Article	Length (mm)	Height (mm)	EAN-Code	kg/unit	MG
MEARIN PLUS BLACK 1000.EK gully with pipe connector Ø 110 mm + sediment bucket **)	500	376	012140570	4,61	MD

MEARIN EXPERT V 1000 Gully without drainage channel cover, with sediment bucket **)

Article	Length (mm)	Height (mm)	EAN-Code	kg/unit	MG
MEARIN EXPERT V 1000.EK gully with pipe connector Ø 110 mm + sediment bucket **)	500	376	012140064	5,40	MD
MEARIN EXPERT V 1020.EK Gully with pipe connector Ø 110 mm/ Ø 160 mm, incl. sediment bucket **)	500	487	012140212	6,82	MD
MEARIN EXPERT E 1000.EK Gully with pipe connector Ø 110 mm + sediment bucket **)	500	376	012140908	5,40	MD
MEARIN EXPERT E 1020.EK Gully with pipe connector Ø 110 mm/ Ø 160 mm + sediment bucket **)	500	487	012140910	6,82	MD

MEARIN PLUS F 1000 end caps for shallow channels

Article	Material	Height (mm)	EAN-Code	kg/unit	MG
MEARIN PLUS F 1000.SE End cap closed for channel start/end	PC	55	010140748	0,03	MD
MEARIN PLUS F 1000.SE BLACK End cap closed for channel start/end	PC	55	010140751	0,03	MD

MEARIN PLUS/EXPERT 1000 End caps

Article	Material	Height (mm)	EAN-Code	kg/unit	MG
MEARIN PLUS/EXPERT 1000.SE End cap closed for channel start/end	PP	156	010140090	0,04	MD
MEARIN PLUS/EXPERT 1000.E End cap with pipe outlet Ø 110 mm for channel end	PP	156	010140092	0,06	MD
MEARIN PLUS/EXPERT 1000.ES End cap with pipe outlet Ø 110 mm for a lateral channel connection	PP	126	010140094	0,08	MD
MEARIN PLUS/EXPERT 1000-1020.SE/Ø110 End cap closed for channel start/end with optional pipe connection option Ø 110 mm, height-adjustable	PP	-	010140718	0,06	MD

MEARIN PLUS/EXPERT 1000 ACCESSORIES

MEARIN PLUS/EXPERT 1000 Connection accessories

Article	Material	EAN-Code	kg/unit	MG
MEARIN PLUS/EXPERT 1000.0 Adapter for lateral channel connection, for corner, T and cross connections	PP	010140096	0,04	MD
MEARIN PLUS/EXPERT 1010.0 Adapter for lateral channel connection, for corner, T and cross connection	PC	010140620	0,00	MD
MEARIN PLUS/EXPERT 1020.0 Adapter for lateral channel connection, for corner, T and cross connection	PC	010140622	0,08	MD
MEARIN PLUS/EXPERT 1010.T Channel connector for strand low point, channels No. 10	PC	010140624	0,04	MD
MEARIN PLUS/EXPERT 1020.T Channel connector for strand low point, channels No. 20	PC	010140626	0,05	MD
MEARIN PLUS/EXPERT 1000 Vertical outlet connection \varnothing 110 mm	PP	010140098	0,08	MD
MEARIN PLUS/EXPERT 1000 Odour trap, contains dirt filter and dirt trap	PP	010140100	0,20	MD
MEARIN PLUS/EXPERT 1000 Drainage kit, contains vertical outlet connector \varnothing 110 mm, odour trap and 2 end caps closed	PP	010140104	0,35	MD

Connectors and end caps for MEARIN PLUS BLACK 1000

Article	Material	Height (mm)	EAN-Code	kg/unit	MG
MEARIN PLUS BLACK 1000.SE End cap closed for channel start/end	PP	156	010140572	0,04	MD
MEARIN PLUS BLACK 1000.E End cap with outlet \varnothing 110 mm	PP	156	010140573	0,04	MD
MEARIN PLUS BLACK 1000 Outlet kit with vertical outlet connector \varnothing 110 mm, odour seal and 2 BLACK end caps closed	PP	-	010140105	0,35	MD

Jointing compounds for STANDARD applications ***)

Article	Material	EAN-Code	kg/unit	MG
SABA MS Floor GREY sealant 600 ml in a bag, stable ***)	MS-polymer-basis	010152708	0,88	PG
SABA MS Floor BLACK sealant 600 ml in a bag, stable *)***)	MS-polymer-basis	010152700	0,84	PG
SABA Primer 9102 for undercoat, 1 liter	Silane-basis	010155803	0,92	PG
Joint Cleaner solvent 48, 1 liter, Cleaner for adhesive flanks	-	010155807	0,84	PG
Dispensing gun for 600 ml bags	-	010152707	0,63	PG

MEA TSL 100 TOPSLOT

MEA TSL 100 TOPSLOT suitable for channel systems **MEARIN PLUS/EXPERT 1000, MEARIN PLUS F 1000, MEAFLUID 100, MEADRAIN EN 1000, MEADRAIN SV/SE/SG 1000, MEADRAIN SVF/SEF 1000, MEATEC 130** and **MEAHOME PLUS**. Covers all ranges of application. Loading classes A 15 to B 125 according to EN 1433. Load capacity according to specification, when installed according to the MEA installation instructions.

MEA TSL 100 TOPSLOT lateral, galvanised steel, neck height 110 mm, loading class B 125 according to EN 1433

Article	Material	Length (mm)	Inlet sect. area Ø cm ² /m above	EAN-Code	kg/unit	MG
MEA TSL 100.0 / 110 TOPSLOT-B 125-Galv.steel-1 m-lateral	Galv. steel	1000	150	010140728	4,66	MD
MEA TSL 100.1 / 110 TOPSLOT-B 125-Galv.steel-0,5 m-lateral	Galv. steel	500	150	010140736	2,38	MD
MEA TSL 100.R / 110 Inspection element upper part-B 125-Galv. steel-0,5 m-lateral ²²⁾	Galv. steel	500	150	010140730	3,40	MD

MEA TSL 100 TOPSLOT lateral, stainless steel, neck height 110 mm, loading class B 125 according to EN 1433

Article	Material	Length (mm)	Inlet sect. area Ø cm ² /m above	EAN-Code	kg/unit	MG
MEA TSL 100.0 / 110 TOPSLOT-B 125-Stainl.steel-AISI 304-1 m-lateral ^{*)}	Stainl. steel	1000	150	010140732	4,58	MD
MEA TSL 100.1 / 110 TOPSLOT-B 125-Stainl.steel-AISI 304-0,5 m-lateral ^{*)}	Stainl. steel	500	150	010140738	2,30	MD
MEA TSL 100.R / 110 Inspection element upper part-B 125-Stainl. steel-AISI 304-0,5 m-lateral ^{*)}	Stainl. steel	500	150	010140734	3,38	MD
MEA TSL 100.0 / 110 TOPSLOT-B 125-Stainl.steel-AISI 316-1 m-lateral ^{*)}	Stainl. steel	1000	150	010140733	4,66	MD
MEA TSL 100.1 / 110 TOPSLOT-B 125-Stainl.steel-AISI 316-0,5 m-lateral ^{*)}	Stainl. steel	500	150	010140739	2,44	MD
MEA TSL 100.R / 110 Inspection element upper part-B 125-Stainl. steel-AISI 316-0,5 m-lateral ^{*)}	Stainl. steel	500	150	010140735	3,41	MD

MEA TSL 100 TOPSLOT ACCESSORIES

MEA TSL 100 TOPSLOT accessories

Article	Material	Length (mm)	EAN-Code	kg/unit	MG
MEA TSL.SE End cap made of stainless steel-AISI 304 ^{*)}	Stainl. steel	10	010712497	0,27	MD
MEA TSL 100.T0-Dirt trap grating-Stainl. steel-AISI 304-1 m ^{*)}	Stainl. steel	1000	010712481	0,15	MD
MEA TSL 100.T1-Dirt trap grating-Stainl. steel-AISI 304-0,5 m ^{*)}	Stainl. steel	500	010712485	0,07	MD
MEA TSL 100.T0-Dirt trap grating-AISI 316-1 m ^{*)}	Stainl. steel	1000	010712489	0,16	MD
MEA TSL 100.T1-Dirt trap grating-AISI 316-0,5 m ^{*)}	Stainl. steel	500	010712493	0,08	MD
MEA TSL-TSC Grate hook for TOPSLOT, 2 pieces required	Galv. steel	150	010152113	0,42	MD

MEA TSH 100 TOPSLOT

MEA TSH 100 TOPSLOT suitable for channel systems **MEARIN PLUS/EXPERT 1000**, **MEARIN PLUS F 1000**, **MEADRAIN EN 1000**, **MEADRAIN SV/SE/SG 1000** and **MEADRAIN SVF/SEF 1000**. Covers all ranges of applications. Loading classes A 15 to E 600** according to EN 1433. Load capacity according to specification, when installed according to the MEA installation instructions.

MEA TSH 100 TOPSLOT lateral, galvanised steel, neck height 160 mm, loading class E 600 according to EN 1433 **)

Article	Material	Length (mm)	Inlet sect. area Ø cm ² /m above	EAN-Code	kg/unit	MG
MEA TSH 100.0 / 160 TOPSLOT-E 600-Galv.-1 m-lateral incl. 2 ductile iron grates ^{*)**)}	Galv. steel	1000	96	012152875	10,80	MD
MEA TSH 100.1 / 160 TOPSLOT-E 600-Galv.-0,5 m-lateral incl. ductile iron grate ^{*)**)}	Galv. steel	500	96	012152877	5,40	MD
MEA TSH 100.R / 160 Inspection element upper part-E 600-Galv.-0,5 m-lateral ^{**)*)}	Galv. steel	500	-	012152883	13,50	MD
MEA TSH End cap made of galvanised steel	Galv. steel	1	-	012159030	0,03	MD

MEA TSH 100 TOPSLOT lateral, stainless steel, neck height 160 mm, loading class E 600 according to EN 1433 **)

Article	Material	Length (mm)	Inlet sect. area Ø cm ² /m above	EAN-Code	kg/unit	MG
MEA TSH 100.0 / 160 TOPSLOT-E 600-Stainl.steel-1 m-lateral incl. 2 ductile iron grates ^{*)**)}	Stainl. steel	1000	96	012152879	10,80	MD
MEA TSH 100.1 / 160 TOPSLOT-E 600-Stainl.steel-0,5 m-lateral incl. ductile iron grate ^{*)**)}	Stainl. steel	500	96	012152881	5,40	MD
MEA TSH 100.R / 160 Inspection element upper part-E 600-Stainl.steel-0,5 m-lateral ^{*)**)}	Stainl. steel	500	-	012152885	13,50	MD
MEA TSH End cap made of stainless steel ^{*)}	Stainl. steel	1	-	012159031	0,03	MD

MEA TSH 100 TOPSLOT ACCESSORIES

MEA TSH TOPSLOT accessories

Article	Material	EAN-Code	kg/unit	MG
MEA TSH Construction cover-S, 1 m for TOPSLOT ^{*)}	Galv. steel	010159893	0,29	MD
MEA TSH Construction cover-R, 0,5 m for revision attachment ^{*)}	Galv. steel	010159895	0,16	MD
MEA TSH plastic caps for Inspection element upper part-thread for replacement delivery	PP	010152866	0,01	MD
MEA TSH quick connector for grating for replacement delivery	PP	010152900	0,01	MD
MEA TSH assembly tool- 2 items necessary	Galv. steel	010152858	0,19	MD

MEA 100 CLIPFIX CHANNEL COVERS

With non-bolted CLIPFIX channel cover securement, with and without longitudinal shift protection. Suitable for the systems **MEARIN PLUS/EXPERT 1000**, **MEARIN PLUS F 1000**, **MEAHOME PLUS**, **MEAFLUID 1000**, **MEAPARK**, **MEADRAIN SV/SE/SG 1000** and **MEADRAIN SVF/SEF 1000**. For drainage channel body and gully, total width of grates 122 mm.

Loading class A 15 according to EN 1433 with non-bolted CLIPFIX channel cover securement

Article	Material	Length (mm)	Inlet sect. area Ø cm ² /m above	EAN-Code	kg/unit	MG
MEA 100 Galv. slotted grating-A 15-1 m 10/85 CX ²²⁾	Galv. steel	1000	280	010152107	1,42	MD
MEA 100 Galv. slotted grating-A 15-0,5 m 10/85 CX	Galv. steel	500	280	010152109	0,85	MD
MEA 100 Galv. longitudinal bar grating-A 15-1 m CX	Galv. steel	1000	609	010730798	2,87	MD
MEA 100 Galv. longitudinal bar grating-A 15-0,5 m CX	Galv. steel	500	609	010730800	1,49	MD
MEA 100 Galv. mesh grating-A 15-1 m 30/10 CX	Galv. steel	1000	845	010152204	2,48	MD
MEA 100 Galv. mesh grating-A 15-0,5 m 30/10 CX	Galv. steel	500	845	010152209	1,25	MD
MEA 100 Galvanised steel perforated grating-A 15-1 m Ø 6 mm CX, heelguard ^{*)}	Galv. steel	1000	170	010152920	1,75	MD
MEA 100 Galvanised steel perforated grating-A 15-0,5 m Ø 6 mm CX, heelguard ^{*)}	Galv. steel	500	170	010152922	0,95	MD
MEA 100 Stainl. steel slotted grating-A 15-1 m 10/85 CX ^{*)}	Stainl. steel	1000	280	010152223	1,42	MD
MEA 100 Stainl. steel slotted grating-A 15-0,5 m 10/85 CX ^{*)}	Stainl. steel	500	280	010152225	0,87	MD
MEA 100 Stainl. steel longitudinal bar grating-A 15-1 m CX ^{*)}	Stainl. steel	1000	609	010730802	2,73	MD
MEA 100 Stainl. steel longitudinal bar grating-A 15-0,5 m CX ^{*)}	Stainl. steel	500	609	010730804	1,35	MD
MEA 100 Stainl. steel mesh grating-A 15-1 m 30/10 CX ^{*)}	Stainl. steel	1000	845	010730334	2,60	MD
MEA 100 Stainl. steel mesh grating-A 15-0,5 m 30/10 CX ^{*)}	Stainl. steel	500	845	010730336	1,40	MD
MEA 100 Stainless steel perforated grating-A 15-1 m Ø 6 mm CX, heelguard ^{*)}	Stainl. steel	1000	170	010152924	1,75	MD
MEA 100 Stainless steel perforated grating-A 15-0,5 m Ø 6 mm CX, heelguard ^{*)}	Stainl. steel	500	170	010152926	0,95	MD

Loading class B 125 according to EN 1433 with non-bolted CLIPFIX channel cover securement

Article	Material	Length (mm)	Inlet sect. area Ø cm ² /m above	EAN-Code	kg/unit	MG
MEA 100 Ductile Iron slotted grating-B 125-0,5 m 12/95 CXL ^{****)}	Ductile iron	500	556	010145125	2,20	MD
MEA 100 recycled plastic slotted grating-B 125-0,5 m 6/45 CXL, heelguard	Regranulate	500	207	010152428	0,85	MD
MEA 100 Galv. longitudinal bar grating-B 125-1 m 31/7 CXL, heelguard	Galv. steel	1000	590	010730806	4,00	MD
MEA 100 Galv. longitudinal bar grating-B 125-0,5 m 31/7 CXL, heelguard	Galv. steel	500	590	010730808	1,99	MD
MEA 100 Galv. mesh grating-B 125-1 m 30/10 CXL	Galv. steel	1000	845	010152324	3,22	MD
MEA 100 Galv. mesh grating-B 125-0,5 m 30/10 CXL	Galv. steel	500	845	010152326	1,71	MD
MEA 100 Stainl. steel longitudinal bar grating-B 125-1 m 31/7 CXL, heelguard ^{*)}	Stainl. steel	1000	590	010730810	3,62	MD
MEA 100 Stainl. steel longitudinal bar grating-B 125-0,5 m 31/7 CXL, heelguard ^{*)}	Stainl. steel	500	590	010730812	1,86	MD

MEA 100 CLIPFIX CHANNEL COVERS

With non-bolted CLIPFIX channel cover securement, with and without longitudinal shift protection. Suitable for the systems **MEARIN PLUS/EXPERT 1000**, **MEARIN PLUS F 1000**, **MEAHOME PLUS**, **MEAFLUID 1000**, **MEAPARK**, **MEADRAIN SV/SE/SG 1000** and **MEADRAIN SVF/SEF 1000**. For drainage channel body and gully, total width of grates 122 mm.

Loading class C 250 according to EN 1433 with non-bolted CLIPFIX channel cover securement

Article	Material	Length (mm)	Inlet sect. area Ø cm ² /m above	EAN-Code	kg/unit	MG
MEA 100 Galv. slotted grating-C 250-1 m 10/85 CXL	Galv. steel	1000	280	010152442	4,40	MD
MEA 100 Galv. slotted grating-C 250-0,5 m 10/85 CXL	Galv. steel	500	280	010152444	2,10	MD
MEA 100 Ductile Iron slotted grating-C 250-0,5 m 10/95 CXL ****)	Ductile iron	500	350	010152553	3,18	MD
MEA 100 Ductile Iron slotted grating-C 250-0,5 m 5/95 CXL, heelguard ****)	Ductile iron	500	156	010152555	3,31	MD
MEA 100 Design grating BAVARIA-C 250-0,5 m 10/21 CXL ****)	Ductile iron	500	292	010152914	2,95	MD
MEA 100 Design grating HONEYCOMB-C 250-0,5 m 15/17 CXL ****)	Ductile iron	500	206	010152910	3,38	MD
MEA 100 Ductile Iron WAVE-grating-C 250-0,5 m 19/24 CXL ****)	Ductile iron	500	546	010152440	3,84	MD
MEA 100 Ductile Iron closed grating-C 250-0,5 m CXL *)****)	Ductile iron	500	-	010152557	3,80	MD
MEA 100 Plastic slotted grating-C 250-0,5 m 6/45 CXL, heelguard	Plastic	500	207	010152421	1,07	MD
MEA 100 Galv. mesh grating-C 250-1 m 30/10 CXL	Galv. steel	1000	857	010152328	5,35	MD
MEA 100 Galv. mesh grating-C 250-0,5 m 30/10 CXL	Galv. steel	500	857	010152330	2,76	MD
MEA 100 Stainl. steel slotted grating-C 250-1 m 10/85 CXL *)	Stainl. steel	1000	280	010152446	4,24	MD
MEA 100 Stainl. steel slotted grating-C 250-0,5 m 10/85 CXL *)	Stainl. steel	500	280	010152448	2,10	MD
MEA 100 Stainl. steel longitudinal bar grating-C 250-1 m 31/7 CXL, heelguard *)	Stainl. steel	1000	590	010152450	4,48	MD
MEA 100 Stainl. steel longitudinal bar grating-C 250-0,5 m 31/7 CXL, heelguard *)	Stainl. steel	500	590	010152452	2,86	MD
MEA 100 Stainl. steel mesh grating-C 250-1 m 30/10 CXL *)	Stainl. steel	1000	857	010152332	5,23	MD
MEA 100 Stainl. steel mesh grating-C 250-0,5 m 30/10 CXL *)	Stainl. steel	500	857	010152334	2,64	MD

Loading class D 400 according to EN 1433 with non-bolted CLIPFIX channel cover securement **)

Article	Material	Length (mm)	Inlet sect. area Ø cm ² /m above	EAN-Code	kg/unit	MG
MEA 100 Ductile Iron slotted grating-D 400-0,5 m 11/95 CXL **)****)	Ductile iron	500	410	010712677	3,50	MD
MEA 100 Ductile Iron slotted grating-D 400-0,5 m 5/95 CXL, heelguard **)****)	Ductile iron	500	186	010152767	4,18	MD
MEA 100 Design grating BAVARIA-D 400-0,5 m 10/21 CXL *)**)****)	Ductile iron	500	292	010713124	3,48	MD
MEA 100 Design grating HONEYCOMB-D 400-0,5 m 15/17 CXL *)**)****)	Ductile iron	500	206	010713120	3,42	MD
MEA 100 Galv. Mesh grating-D 400-1 m 30/10 CXL *)**)	Galv. steel	1000	845	010152335	5,90	MD
MEA 100 Galv. Mesh grating-D 400-0,5 m 30/10 CXL *)**)	Galv. steel	500	845	010152337	2,90	MD
MEA 100 Stainl. steel mesh grating-D 400-1 m 30/10 CXL *)**)	Stainl. steel	1000	845	010152351	5,90	MD
MEA 100 Stainl. steel mesh grating-D 400-0,5 m 30/10 CXL *)**)	Stainl. steel	500	845	010152353	2,90	MD

MEA 100 CLIPFIX CHANNEL COVERS

With non-bolted CLIPFIX channel cover securement, with and without longitudinal shift protection. Suitable for the systems **MEARIN PLUS/EXPERT 1000, MEARIN PLUS F 1000, MEAHOME PLUS, MEAFLUID 1000, MEAPARK, MEADRAIN SV/SE/SG 1000** and **MEADRAIN SVF/SEF 1000**. For drainage channel body and gully, total width of grates 122 mm.

Loading class E 600 according to EN 1433 with non-bolted CLIPFIX channel cover securement **)

Article	Material	Length (mm)	Inlet sect. area Ø cm ² /m above	EAN-Code	kg/unit	MG
MEA 100 Ductile Iron slotted grating-E 600-0,5 m 11/95 CXL **)****)	Ductile iron	500	410	010712671	3,83	MD
MEA 100 Ductile Iron slotted grating-E 600-0,5 m 5/95 CXL, heelguard **)****)	Ductile iron	500	156	010712970	4,22	MD
MEA 100 Ductile Iron longitudinal bar grating-E 600-0,5 m 19/7,7 CXL, heelguard ²⁰⁾ **)****)	Ductile iron	500	380	010712703	3,56	MD
MEA 100 Ductile Iron WAVE-grating-E 600-0,5 m 19/24 CXL **)****)	Ductile iron	500	309	010712679	4,50	MD

Grid hook

Article	Material	EAN-Code	kg/unit	MG
MEADRAIN/MEARIN Grid hook	Galv. steel	010152115	0,23	MD

MEA 100 CLIPFIX Anti-theft protection

Article	Material	EAN-Code	kg/unit	MG
MEA 100 CLIPFIX Anti-theft protection, bolt fixing required, 10 Pack. Cannot be used in the MEARIN PLUS F100.0 shallow channel and plastic gratings.	Plastic, Stainl. steel	010714705	0,60	MD

EXPLANATION OF THE REFERENCE TEXTS

*Delivery time on demand

**Not suitable for the diagonal or transverse travel of motorways and highways.

***For water tight mounting of drainage channels (only for channels transporting rain water). Not suitable for installation in LAU facilities, gas stations or similar constructions.

****The surface coating of ductile iron parts only has a temporary and cosmetic function. Ductile iron is virtually impervious to surface oxidation from environmental influences (e.g. thawing salt). Superficial rust does not constitute a product defect. Of course, the resignation of surface coating is in accordance with all corresponding standards.

1)Connection option for vertical drain Ø 110 mm

3)Connection option for end caps with connector or for gullies/silt boxes.

4)Connection option for vertical drain Ø 110 mm or to end caps with connector or to gullies/silt boxes.

8)With tight formed-in drain outlet Ø 110 mm.

9)With tight formed-in drain outlet Ø 160 mm.

10)With tight formed-in drain outlet Ø 200 mm.

11)With factory drilled outlet opening Ø 110 mm.

12)With factory drilled outlet opening Ø 160 mm.


13)With factory drilled outlet opening Ø 200 mm.

14)Connection option for corner-, t- and cross- connections.

15)Utilization option as a flow direction change

20)The grate corresponds to the ADA regulations (Americans Disabilities Act) for a handicapped accessible method of construction. Ideally suited for wheelchair and bicycle driving and for pedestrian traffic. Slot widths transverse to the travel direction under 13 mm. Slot widths transverse under 40 mm. Sliding-inhibiting elevations under 3 mm. Sliding-inhibiting surface (ductile iron).

22)Grating/grates loading class A 15 according to EN 1433.



TOWN CENTRES AND PEDESTRIAN AREAS



GARDENING AND LANDSCAPING



PARKING SPACES

IMEARIN

AREAS OF APPLICATION



STREETS AND ROADS




HOME AND GARDEN



INDUSTRY AND COMMERCE


THE ADDITIONAL PRODUCT PORTFOLIO OF MEA WATER MANAGEMENT



MEARIN PG EVO
Drainage solution for multi-storey car parks



MEATEC
Professional drainage system for facades and terraces



MEADRAIN
Professional drainage systems for the heavy loaded areas



MEADRAIN TRAFFIC
Professional drainage systems for streets and motorways



BUILDING SUCCESS

MEA Bautechnik GmbH ■ Sudetenstraße 1 ■ D-86551 Aichach ■ www.mea-group.com
Business unit MEA Water Management