

# PRODUCT CATALOGUE AND PRICE LIST 2021



BUILDING PRODUCTS FOR BASEMENT AND OUTBUILDINGS



Always up-to-date,  
always with you, less  
paper – Scan code  
and Product cata-  
logue download

## PRICE ADJUSTMENT AS OF 1 JUNE 2021

The situation on the commodity markets has become increasingly acute in recent weeks: scarce resources and steadily rising commodity prices are also having an impact on the construction industry.

By means of our procurement logistics, we have succeeded in continuing to guarantee the supply of raw materials and thus the availability of our products – although at new conditions. Against this background, it has unfortunately become unavoidable for us **to implement an additional price adjustment in the form of surcharges as of 1 June 2021.**

The new surcharges, effective 1 June 2021 are distributed across the individual product categories as shown below. The reference basis for this increase is the product catalogue / price list valid as of 1 February 2021 – in printed and electronic form.

✓ Windows .....	10%
✓ Insulated mounting panels .....	15%
✓ GRP light wells .....	10%
✓ Concrete light wells .....	4%
✓ Basement ventilators, pipe ducts .....	10%
✓ Foot scrapers, drainage .....	8%
✓ Complete sets of foot scraper casings / drainage channels / drains .....	10%
✓ Steel products .....	20%

Due to the current price fluctuations in the procurement markets, we are continuously monitoring the market and continuously review the temporary surcharges as required. In accordance with our responsibility as MEA Building Systems, we always strive to keep manufacturing costs at a stable level, but reserve the right to make further price adjustments in urgent cases.

You can download the current price list version on our website [www.mea-group.com/de/de/produktkatalog/](http://www.mea-group.com/de/de/produktkatalog/). If you have any questions regarding the matter, please contact the field and office staff responsible for your region (see page 6 ff.).

Welcome to MEA Bausysteme, the basement experts and one of the leading companies in the field of light wells and casement windows. As part of the MEA Group, we have been working hand in hand with building professionals for over 130 years, and have therefore fully understood their requirements and wishes. This unique practical knowledge serves as the foundation on which we develop products and system solutions.

### Full service provider for basements and outdoor areas

Our products range from light wells and casement windows to PVC doors, pipe ducts, water protection products and drainage channels

for house and yard. With our coordinated system solutions, construction professionals can work easier, faster – and more successfully.

### Quality and economy in harmony

As one of the market leaders, we give great importance to innovative solutions that combine cost-effectiveness with the highest quality standards. In addition, you can benefit from a dense network of dealers and sales partners. They ensure fast delivery times and provide you with a competent consulting.

**Important information for the price list 2021**

- ✓ All prices are recommended retail prices and are only valid within Germany. Prices outside Germany may therefore differ. Unless otherwise stated, they are per unit.
- ✓ The respectively valid value added tax is to be added to the list prices.
- ✓ Our General Terms and Conditions (AGB) apply exclusively. Helpful information can be found at: [www.mea-group.com](http://www.mea-group.com). If you wish we will gladly send them to you.
- ✓ Before using our products, please observe the instructions in the technical data sheets and mounting instructions.
- ✓ We reserve the right to make price changes and changes in line with technical progress. The current version can be found at [www.mea-group.com](http://www.mea-group.com)
- ✓ The accounting is fundamentally made by the retailers.
- ✓ For custom-made products, there is no return policy, and there is an obligation to take delivery.
- ✓ We accept no liability for printing errors and mistakes.
- ✓ As of February 1, 2021, all previous price lists will become invalid.

**We are there for our customers – our services for you**

We can train your employees at the construction site or during mounting, offer seminars for the further training of your employees and much more. Just ask us.

You can reach the MEA service team via the contact persons in your region. You will find an overview on the pages 6 to 13 as well as on [www.mea-group.com/de/kontakt](http://www.mea-group.com/de/kontakt)

- ✓ Instruction at the construction site:
- ✓ Trainings and seminars
- ✓ Training of your employees

**Freight costs for concrete light wells MEAVECTOR** In case of combination of several services, the respective amounts will add up

Service	Costs
Freight costs per travel up to 100 distance kilometres ex-factory in Alling PLZ 82239 <sup>1)</sup>	65.00 €
Freight costs per travel up to 200 distance kilometres ex-factory in Alling PLZ 82239 <sup>1)</sup>	150.00 €
Freight costs per travel over 200 distance kilometres ex-factory in Alling PLZ 82239 <sup>1)</sup>	upon request
Crane unloading per stroke	upon request
Not swapped euro pallets	15.00 €/Item

**Freight costs for pipe ducts MEADOC** In case of combination of several services, the respective amounts will add up

Service	Costs
Freight costs for unmixed MEADOC system parts up to € 500 list price	15.00 €
Freight costs for unmixed MEADOC system parts as of € 500 list price	carriage paid

**Freight costs for all other products** In case of combination of several services, the respective amounts will add up

Service	Costs
Freight/low-quantity surcharge applies to a gross order value of <1,500 €	65.00 €
Delivery during the following working day (Mon-Fri) if the order is received by fax before 10:00 a.m.	40.00 € <sup>2)</sup>
Delivery on a fixed agreed upon working day	40.00 €
Delivery date on the agreed delivery date before 12:00 a.m.	70.00 €
Delivery date on the agreed delivery date before 10:00 a.m.	100.00 €
Delivery date on the agreed delivery date before 08:00 a.m.	upon request
Construction site delivery and different delivery address within Germany <sup>2)</sup>	40.00 €
Not swapped euro pallets	15.00 € / item

<sup>1)</sup> Contact person and telephone number required

<sup>2)</sup> For Austria the freight costs are 110.00 €

## TABLE OF CONTENTS

Contact person in Germany .....	6
Contact person in Austria .....	11
Contact person in Europe .....	12
Quality at MEA .....	14
MEA Connect System .....	16

### WINDOWS

# 20

Casement windows MEALUXIT .....	22
Perimeter masking frame MEAFRAME for MEALUXIT .....	33
Waterproof casement windows MEATHERMO AQUA .....	38
Perimeter masking frame MEAFRAME for MEATHERMO .....	44
PVC windows MEALON .....	46
Steel basement windows MEALIT ....	62



### INSULATED MOUNTING PANELS

# 66

MEAFIX PRO for GRP light wells .....	68
MEAFIX for GRP light wells .....	76
MEAFIX for concrete light wells .....	82



### GRP LIGHT WELLS

# 92

Light well MEAMAX .....	94
Light well MEAMULTINORM .....	100
Light well covers .....	112
Ventilation shaft .....	116



### CONCRETE LIGHT WELLS

# 118

MEAVECTOR with/without bottom ...	120
MEAVECTOR Individual .....	144
MEAVECTOR AQUA .....	146
MEAVECTOR AQUA PLUS .....	160





**BASEMENT VENTILATOR** **182**

MEALÜFT AIR Wand ..... 184  
 MEALÜFT AIR HQ ..... 185  
 Windows with MEALÜFT AIR ..... 186




**PIPE DUCTS** **188**

MEADOC Floor elements ..... 190  
 MEADOC Wall elements ..... 191



**FOOT SCRAPER** **198**

Standard gratings ..... 200  
 Floor mats and frames ..... 202  
 Foot scraper casings MEARIN ..... 204  
 Foot scraper casings MEAGARD ..... 206

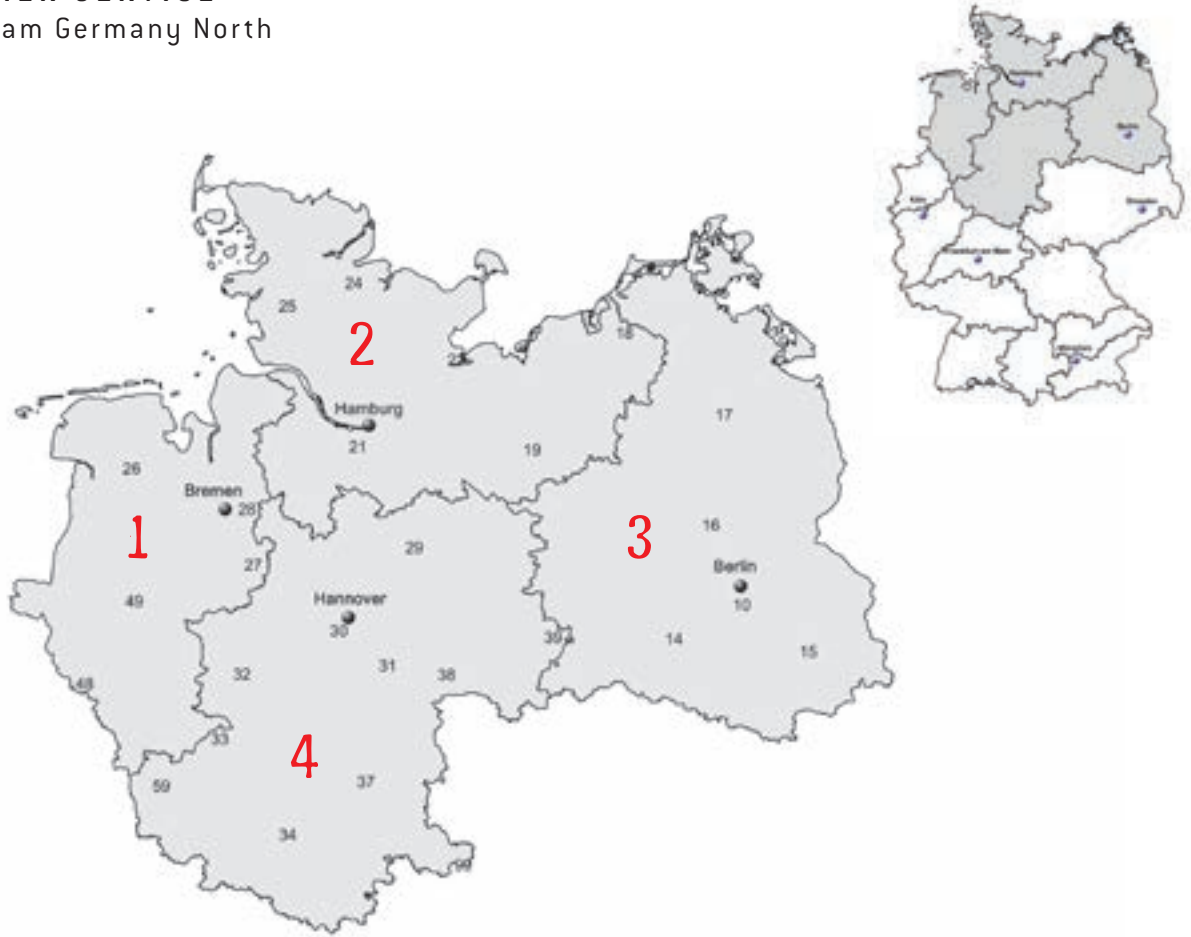


**DRAINAGE** **208**

MEAFUID Drainage channel ..... 210  
 MEAGARD Drainage channel ..... 216  
 MEAGARD Courtyard gully ..... 220







**CUSTOMER SERVICE**  
Sales Team Germany North



**Field Service**

**Indoor service**

 <p><b>Sales Manager Team North</b> <b>Klaus Westmeyer</b> T +49 (0) 8251 912303 F +49 (0) 8251 912363 M +49 (0) 172 8593732 E klaus.westmeyer@mea-group.com</p>	<p><b>1</b></p>	<p><b>Maximilian Braun</b> T +49 (0) 8251 912379 F +49 (0) 8251 911360 E maximilian.braun@mea-group.com</p> 
 <p><b>Fabian Fritsche</b> T +49 (0) 8251 912301 F +49 (0) 8251 912401 M +49 (0) 172 8593738 E fabian.fritsche@mea-group.com</p>	<p><b>2</b></p>	<p><b>Mark Koscharny</b> T +49 (0) 8251 912344 F +49 (0) 8251 911360 E mark.koscharny@mea-group.com</p> 
 <p><b>Ralf Berthold</b> T +49 (0) 8251 912302 F +49 (0) 33701 74743 M +49 (0) 172 8593735 E ralf.berthold@mea-group.com</p>	<p><b>3</b></p>	<p><b>Carina Settele</b> T +49 (0) 8251 912351 F +49 (0) 8251 911360 E carina.settele@mea-group.com</p> 
 <p><b>Christian Steiling</b> T +49 (0) 8251 912356 F +49 (0) 8251 912456 M +49 (0) 172 8593762 E christian.steiling@mea-group.com</p>	<p><b>4</b></p>	<p><b>Martina Iwersen</b> T +49 (0) 8251 912443 F +49 (0) 8251 911360 E martina.iwersen@mea-group.com</p> 

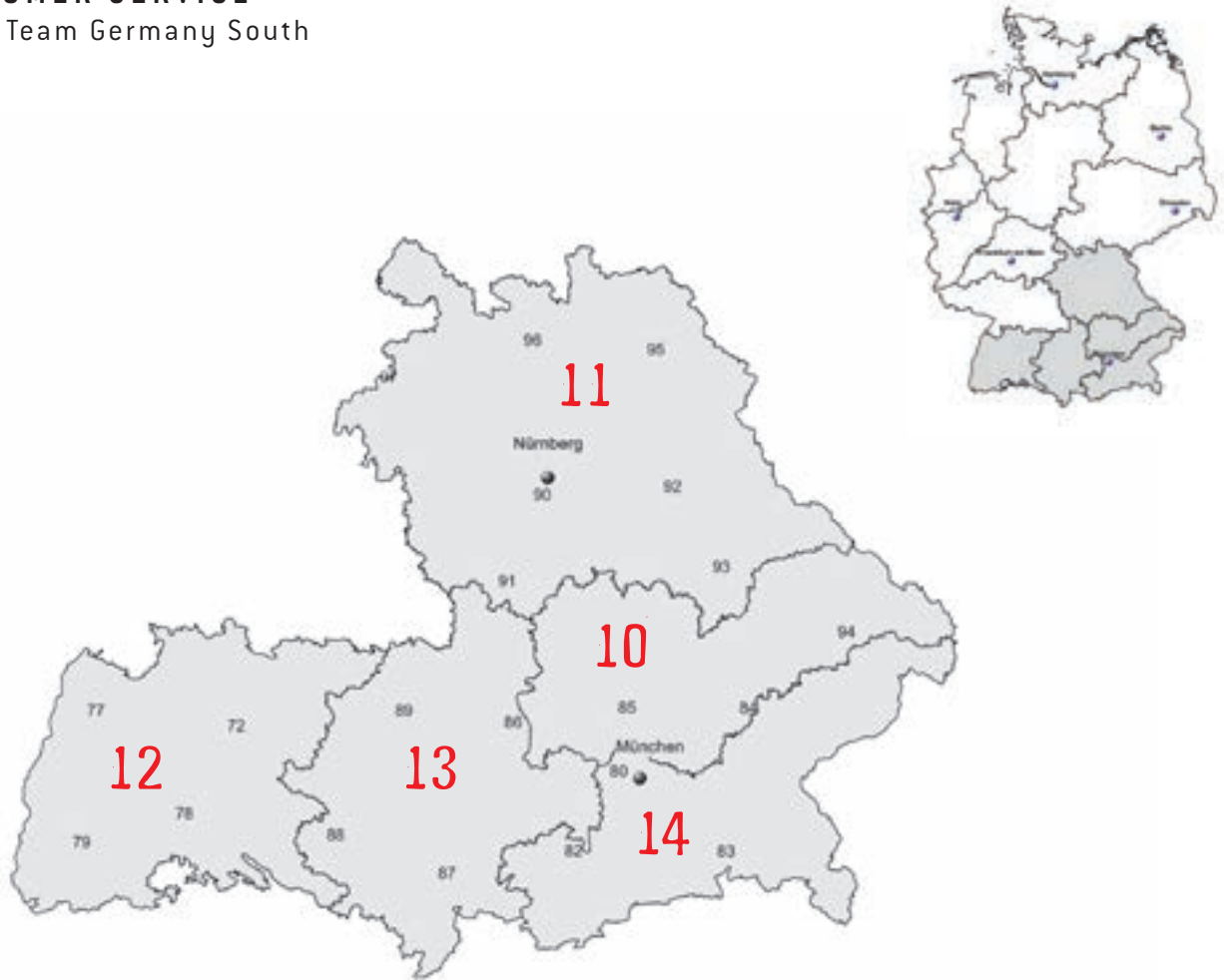


**Field Service**

**Indoor service**



 <p><b>Sales Manager Team Mitte</b> <b>Martin Seidel</b> T +49 (0) 203 7290739 F +49 (0) 203 7290740 M +49 (0) 172 8593765 E martin.seidel@mea-group.com</p>	<p><b>5</b></p>	<p><b>Bianca Grahammer</b> T +49 (0) 8251 912381 F +49 (0) 8251 911360 E bianca.grahammer@mea-group.com</p>	
 <p><b>Mathias Pieper</b> T +49 (0) 35243 36526 F +49 (0) 35243 32946 M +49 (0) 172 8593754 E mathias.pieper@mea-group.com</p>	<p><b>6</b></p>	<p><b>Maximilian Braun</b> T +49 (0) 8251 912379 F +49 (0) 8251 911360 E maximilian.braun@mea-group.com</p>	
 <p><b>Wilfried Oberauner</b> T +49 (0) 8251 912360 F +49 (0) 8251 912361 M +49 (0) 172 8580542 E wilfried.oberauner@mea-group.com</p>	<p><b>7</b></p>	<p><b>Martina Iwersen</b> T +49 (0) 8251 912443 F +49 (0) 8251 911360 E martina.iwersen@mea-group.com</p>	
 <p><b>Björn Rosenberger</b> T +49 (0) 8251 912308 F +49 (0) 8251 912408 M +49 (0) 172 8593737 E bjoern.rosenberger@mea-group.com</p>	<p><b>8</b></p>	<p><b>Dennis Mayer</b> T +49 (0) 8251 912314 F +49 (0) 8251 911384 E dennis.mayer@mea-group.com</p>	
 <p><b>Rüdiger Oswald</b> T +49 (0) 8251 912310 F +49 (0) 8251 912410 M +49 (0) 172 8593742 E ruediger.oswald@mea-group.com</p>	<p><b>9</b></p>	<p><b>Dennis Mayer</b> T +49 (0) 8251 912314 F +49 (0) 8251 911384 E dennis.mayer@mea-group.com</p>	

**CUSTOMER SERVICE**  
Sales Team Germany South





**Field Service**




**Indoor service**

 <p><b>Sales Manager Team South</b> <b>Markus Mayer</b> T +49 (0) 8251 912311 F +49 (0) 8251 872175 M +49 (0) 172 8593721 E markus.mayer@mea-group.com</p>	<p><b>10</b></p>	<p><b>Manuel Mair</b> T +49 (0) 8251 912345 F +49 (0) 8251 911384 E manuel.mair@mea-group.com</p> 
 <p><b>Ronald Rödel</b> T +49 (0) 8251 912309 F +49 (0) 34606 22822 M +49 (0) 172 8593757 E ronald.roedel@mea-group.com</p>	<p><b>11</b></p>	<p><b>Nelli Braun</b> T +49 (0) 8251 912389 F +49 (0) 8251 911384 E nelli.braun@mea-group.com</p> 
 <p><b>Piebe De Jong</b> T +49 (0) 8251 912313 F +49 (0) 8251 912413 M +49 (0) 172 8593758 E piebe.dejong@mea-group.com</p>	<p><b>12</b></p>	<p><b>Patrick Acker</b> T +49 (0) 8251 912342 F +49 (0) 8251 911384 E patrick.acker@mea-group.com</p> 
 <p><b>Tobias Stark</b> T +49 (0) 8251 912305 F +49 (0) 8251 91482305 M +49 (0) 172 8593756 E tobias.stark@mea-group.com</p>	<p><b>13</b></p>	<p><b>Florian Fischer</b> T +49 (0) 8251 912328 F +49 (0) 8251 911384 E florian.fischer@mea-group.com</p> 
 <p><b>Lucas Ehlert</b> T +49 (0) 8251 912352 F +49 (0) 8251 912452 M +49 (0) 172 8580549 E lucas.ehlert@mea-group.com</p>	<p><b>14</b></p>	<p><b>Manuel Mair</b> T +49 (0) 8251 912345 F +49 (0) 8251 911384 E manuel.mair@mea-group.com</p> 

### Application engineering

	<b>Bernd Hörmann</b> T +49 (0) 8251 911861 F +49 (0) 8251 911384 E bernd.hoermann@mea-group.com
	<b>Martin Aidelsburger</b> T +49 (0) 8251 911336 F +49 (0) 8251 91481336 E martin.aidelsburger@mea-group.com

### Individual and special solutions for concrete light wells

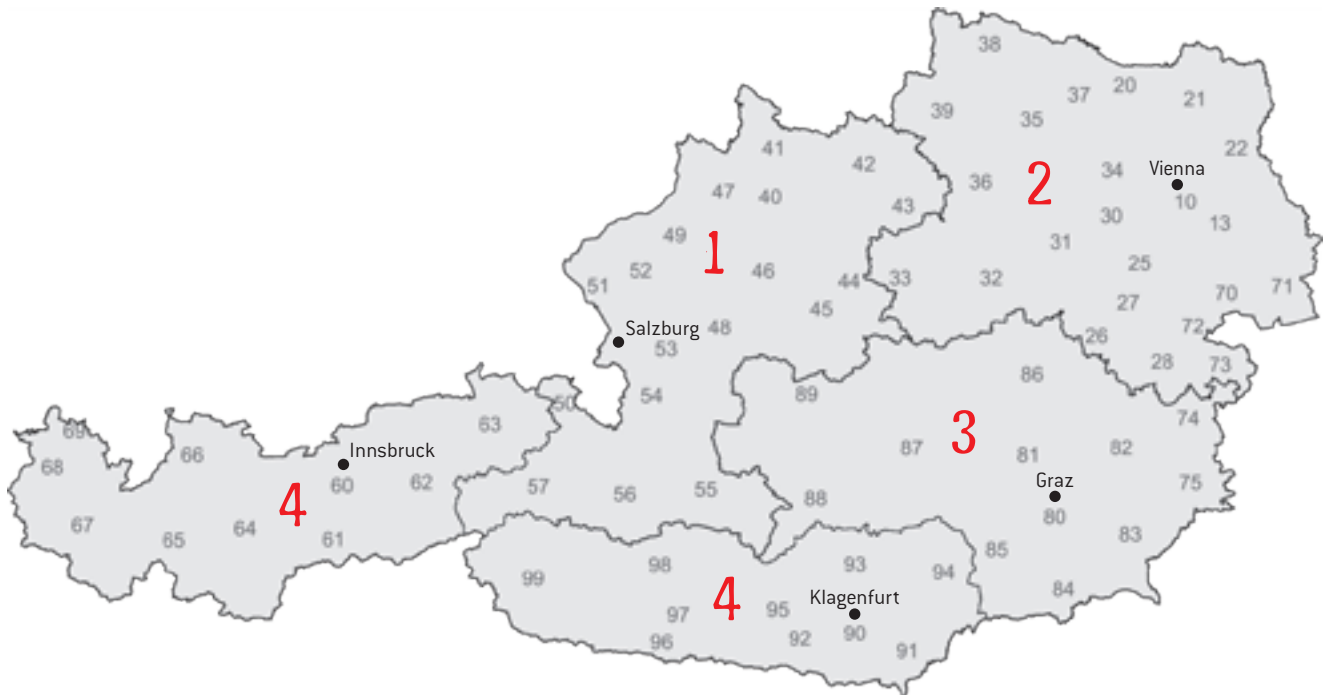
	<b>Bernd Hörmann</b> T +49 (0) 8251 912525 F +49 (0) 8251 911384 E meavector@mea-group.com
	<b>Martina Stemmer</b> T +49 (0) 8251 912525 F +49 (0) 8251 911384 E meavector@mea-group.com
	<b>Thomas Teufel</b> T +49 (0) 8251 912525 F +49 (0) 8251 911384 E meavector@mea-group.com

### Spare parts and accessories shop

	<b>Edeltraud Koppold</b> T +49 (0) 8251 911812 F +49 (0) 8251 911852 E traudl.koppold@mea-group.com
---	--










**Distribution**

	<p><b>Sales Manager Austria</b>  <b>Alfred Veigl</b>  <b>Oberösterreich, Salzburg</b>  <b>M</b> +43 (0) 664 1009696  <b>F</b> +43 (0) 2782 83200-10  <b>E</b> alfred.veigl@mea-group.com</p>	<b>1</b>
	<p><b>Bert Prochaska Vienna, Niederösterreich, Burgenland Nord</b>  <b>M</b> +43 (0) 664 1604552E bert.prochaska@mea-group.com</p>	<b>2</b>
	<p><b>Christian Huber Steiermark, Burgenland Süd</b>  <b>M</b> +43 (0) 664 88519064  <b>E</b> christian.huber@mea-group.com</p>	<b>3</b>
	<p><b>Jürgen Riedmann Tirol, Vorarlberg, Kärnten</b>  <b>M</b> +43 (0) 664 1008203  <b>E</b> juergen.riedmann@mea-group.com</p>	<b>4</b>

**Indoor service**



<p><b>Irene Bernhard</b>  <b>T</b> +43 (0) 2782 83200-16  <b>F</b> +43 (0) 2782 83200-10  <b>E</b> irene.bernhard@mea-group.com</p>	
<p><b>Karin Wohlschlager</b>  <b>T</b> +43 (0) 2782 83200-15  <b>F</b> +43 (0) 2782 83200-10  <b>E</b> karin.wohlschlager@mea-group.com</p>	
<p><b>Michael Hollerer</b>  <b>T</b> +43 (0) 2782 83200-13  <b>F</b> +43 (0) 2782 83200-10  <b>E</b> michael.hollerer@mea-group.com</p>	

**CUSTOMER SERVICE**  
MEA Companies in Europe



**Export**

**Indoor service**

	<p><b>Export Sales Manager</b> N. N. T +49 (0) 8251 911404 F +49 (0) 8251 91481404 M +49 (0) 172 8593716</p>	<p><b>Jessica Högenauer</b> T +49 (0) 8251 911403 F +49 (0) 8251 911360 E <a href="mailto:jessica.hoegenauer@mea-group.com">jessica.hoegenauer@mea-group.com</a></p>	
---	--	--	---

**MEA Companies in Europe**

<b>DE</b>	<p><b>MEA Bautechnik GmbH, Business Unit MEA Building Systems</b> Sudetenstraße 1 D-86551 Aichach T +49 (0) 8251 91-0 F +49 (0) 8251 91-1360 E <a href="mailto:info@mea-group.com">info@mea-group.com</a> W <a href="http://www.mea-group.com/de/building-systems">www.mea-group.com/de/building-systems</a></p>	
<b>AT</b>	<p><b>MEA Bausysteme GmbH</b> St. Pöltnerstr. 115 A-3130 Herzogenburg T +43 (0) 2782 83 200 - 0 F +43 (0) 2782 83 200 - 10 E <a href="mailto:info.mea-bausysteme.at@mea-group.com">info.mea-bausysteme.at@mea-group.com</a> W <a href="http://www.mea-group.com/de/building-systems">www.mea-group.com/de/building-systems</a></p>	<b>FR</b>
<b>GB</b>	<p><b>MEA UK Ltd.</b> Rectors Lane UK-CH52DH Pentre, Deeside T +44 1244 5344 55 F +44 1244 5344 77 E <a href="mailto:uk.technical@mea.de">uk.technical@mea.de</a> W <a href="http://www.mea-group.com/en/water-management">www.mea-group.com/en/water-management</a></p>	<b>PL</b>
<b>CZ</b>	<p><b>MEA Water Management s.r.o.</b> Domažlická 180 314 56 Plzen - Skvrnany T +42 841 111 128 E <a href="mailto:praha@mea-odvodneni.cz">praha@mea-odvodneni.cz</a> W <a href="http://www.mea-odvodneni.cz">www.mea-odvodneni.cz</a></p>	
		<p><b>MEA France SARL</b> 25 Avenue Jean Prouvé F-88100 Saint-Dié-des-Vosges T +33 329 51 84 48 F +33 329 51 63 93 E <a href="mailto:mea.france@fr.mea.de">mea.france@fr.mea.de</a> W <a href="http://www.mea-france.fr">www.mea-france.fr</a></p>
		<p><b>MEA Polska Sp. z o.o.</b> ul. Baletowa 30 PL 02-867 Warszawa T +48 22 717 71 11 F +48 22 717 71 10 E <a href="mailto:info-pl@mea-group.com">info-pl@mea-group.com</a> W <a href="http://www.mea-group.com/pl/">www.mea-group.com/pl/</a></p>

**For inquiries and orders from countries in which MEA does not have its own companies, please contact our colleagues in the export department.**

For further information, inquiries or orders from countries in which MEA doesn't have an own company, please contact our colleagues from the export department.



QUALITY AT MEA



# FOR US, QUALITY IS A MEA KEY FACTOR.

## Quality standard “Made in Germany”

German quality is highly regarded all over the world. MEA is no exception to that. National and international standards are not just met by us, they are exceeded. We have committed ourselves to this in the interest of the customer. Regular audits and certifica-

tions of our processes by independent institutes ensure the soundness, safety and reliability of all our products and manufacturing processes as well as compliance with occupational health and safety and environmental standards.



## Certifications

We not only subject our products and their manufacturing to very strict controls and tests ourselves, but we also have them certified by independent and renowned testing institutes.

- ✓ TÜV SÜD (ISO 9001 since 1990)
- ✓ Institut für Fenstertechnik, ift Rosenheim
- ✓ Deutsches Institut für Bautechnik, DIBt, Berlin
- ✓ Technical University Munich
- ✓ Materials Research and Testing Institute at the Bauhaus University Weimar, MFPA
- ✓ Materials Testing Institute University of Stuttgart (Otto-Graf-Institut), MPA
- ✓ Kiwa building test
- ✓ CSTB

## Multi-material competence

Every project leads to new challenges and therefore requires special solutions. Thanks to the multi-material competence of MEA, you can choose from numerous options and combinations:

- ✓ **Glass-fibre reinforced plastic (GRP):** Very light, robust and resistant to acids, chemical substances and extreme temperatures
- ✓ **Polymer concrete:** dense, suitable for heavy loads and available in numerous designs
- ✓ **Concrete:** based on natural materials, particularly stable, solid and resistant
- ✓ **Metal:** aesthetic, timeless, light and versatile





# THE THERMAL-BRIDGE FREE MEA CONNECT SYSTEM



**1 Window insert MEALUXIT (from page 25)**

- ✓ Construction site compatible, tool-free one-man CLICK-IN mounting
- ✓ Self-centering, without alignment and adjustment

**2 Window casing MEALUXIT (from page 24)**

- ✓ Easy mounting in the formwork
- ✓ Surface ready after sheeting removal
- ✓ Robust material

**3 Insulated mounting panel MEAFIX (from page 66)**

- ✓ Delivered ready for mounting
- ✓ Surface ready, no rework
- ✓ Thermal-bridge free mounting

**4 Perimeter masking frame MEAFRAME (from page 33)**

- ✓ Complete reveal masked with one component
- ✓ Rework on the insulation cut-out is no longer necessary

**5 Light well MEAMAX / MEAMULTINORM (from page 92) / MEAVECTOR (from page 120)**

- ✓ The right solution for every requirement – whether made of GRP or concrete



**Watertight and free of thermal bridges –**

**The AQUA system solution**

Enjoy the advantages of the MEA connect system and at the same time meet the requirements for watertightness – you can do this with the MEA AQUA products. The casement window **MEATHERMO AQUA/AQUA PLUS** (in the turn-tilt version flood-proof up to at least 130 cm), the **insulated mounting panel MEAFIX PRO** and the GRP light wells **MEAMAX AQUA** as well as **MEAMULTINORM 3-in-1** integrate seamlessly into the system.



# FITS TOGETHER PERFECTLY

Individual components that fit together like puzzle pieces enable you to **to produce better quality work in less time**. And when the construction work is completed, it really is over – without any complaints.



### **Noticeable time savings through more efficient workflows**

With the mounting of the coordinated system components of the MEA connect system, some time-consuming and error-prone work steps are eliminated – such as measuring and drilling during light well mounting. In this way, the MEA connect system produces a complete, ready-for-acceptance construction service much more quickly.



### **100% functionality through practical products**

Casement windows with exchangeable window inserts, thermal-bridge free Insulated mounting panels, GRP light wells that can be flexibly adapted to the height of the terrain or a backwater protection system approved by the building authorities that fits into all MEA light wells – all components of the MEA connect system complement each other perfectly and will give you exactly the functionality that the building project requires.



### **No rework due to clever details**

Just remove the window casement stripping – and you're done. Snap in the window inserts without tools – and you're done. Align the insulated mounting panels with the window cut-out, install the light well at the prefabricated fastening points – and you're done. Glue the perimeter masking frame into the reveal – and you're done. Clean surfaces and finishes have never been so easy.



### **Maximum safety through a tailor-made system**

All components fit seamlessly into one another, thus enabling not only fast, but above all safe mounting. The MEA connect system thus guarantees permanent functional reliability of the construction work. The risk of complaints is considerably reduced.

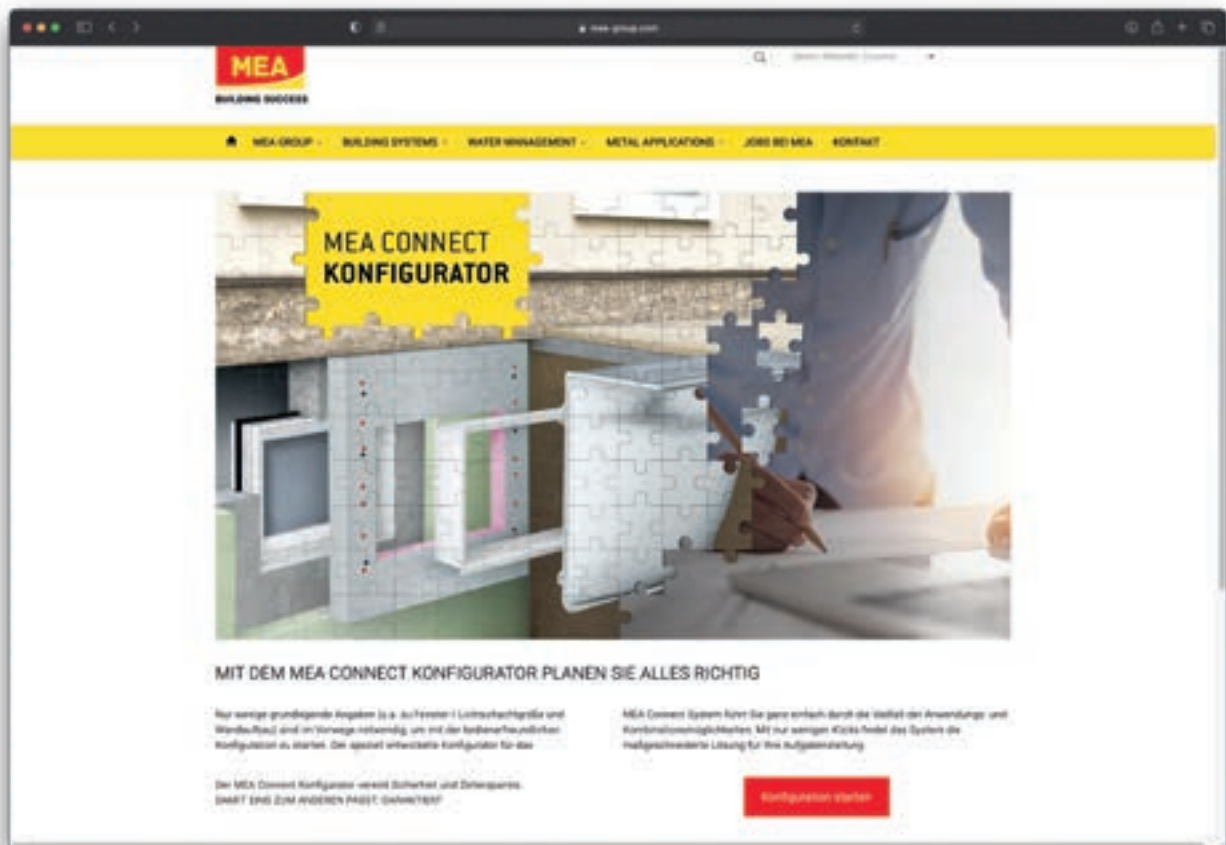


# MEA SYSTEM COMPETENCE: SIMPLE, SAFE, RELIABLE

A clean connection between the light well and the basement wall offers a solution to the problems of moisture and thermal bridges during the mounting of the light well. For a simple, fast and at the same time safe assembly, MEA Bausysteme has developed the **MEACONNECT System**.

With a range of intelligent details, the system which consists of various components, contributes to a basement with **low planning and mounting costs** as well as **a long-term protection against heat and water**.

And how can such a system be planned? Step by step to an error-free configuration



The tailor-made solution for the respective task can be created very conveniently with the specially developed MEA Connect Configurator: [www.mea-group.com/connect](http://www.mea-group.com/connect). Only a few basic details (e.g. window/light well size and wall construction) are required in advance to start the user-friendly configuration.

# SECURITY FOR THE PLANNING AND EXECUTION

In the **MEA Connect Configurator** you will be able to compile all the necessary components step by step, from the window to the insulated mounting panel and the light well cover.



You start by specifying some basic parameters such as window/light well size and wall construction ...



... and are then guided step-by-step through the configuration of all components up to the error-free, complete order list.

With the variety of application and combination possibilities, the required fastening material is also automatically determined and taken into account. Finally, you will receive a summary of your specifications as well as an error-free order list, which you can use to request your individual prices from your retailer.

### Simple – Safe – Reliable

The MEA Connect Configurator combines security for planning and execution with time savings through a simplified ordering process, **because everything is guaranteed to fit with everything else.**



The demands on basement rooms are increasing – both in terms of energy efficiency and water-tightness. With our range of windows we give you the necessary security to be prepared for all requirements.







**MEA Casement windows are:**

- ✓ Time- and cost-saving in new buildings, as many rework steps are omitted
- ✓ Energy-efficient due to high-quality window inserts in living room quality
- ✓ Matched to the MEA Connect System

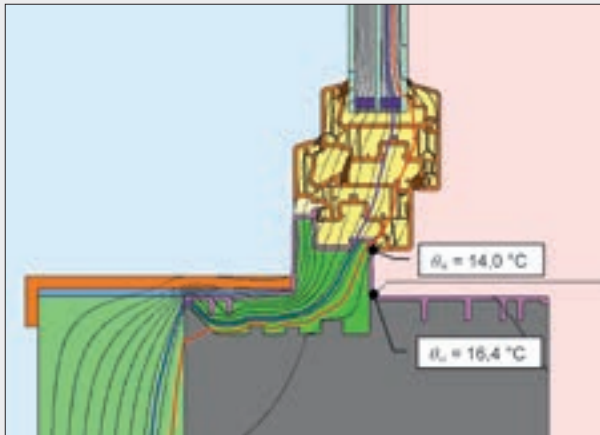
**MEA Reveal windows are:**

- ✓ Ideal for the renovation and modernisation
- ✓ User-friendly
- ✓ Suitable for a wide range of requirement profiles
- ✓ Matchable to the MEA Connect System

# YOU WILL SEE THINGS CLEARLY WITH OUR WINDOWS

Type of mounting	Casement windows		Reveal windows	
				
Product	Exchangeable casement window system MEALUXIT	Complete casement system MEATHERMO AQUA/AQUA PLUS	PVC windows MEALON	Steel basement windows MEALIT
Living space in the basement	•	•	•	–
Side room heated	•	•	•	–
Side room unheated	•	•	•	•
Standard sizes	•	•	•	•
Special sizes	–	–	•	•
Thermal insulation	•	•	•	–
Burglary protection	•	•	•	–
Protection against floods	• (in stock afterwards)	• (in new building)	–	–
Individual application versions	•	–	•	–
	<b>As of page 22</b>	<b>As of page 38</b>	<b>As of page 46</b>	<b>As of page 62</b>
Matching perimeter masking frames MEAFRAME			–	–
	As of page 33	As of page 44	–	–
Custom-made products	page 37	–	As of page 56	As of page 65

## CASEMENT WINDOWS MEALUXIT

ISOTHERMAL CURVE

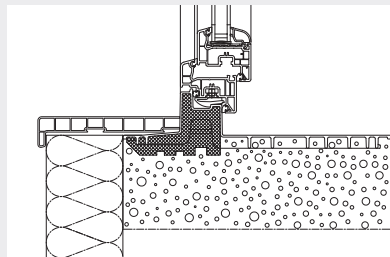
No condensation will form at the window connection even under these extreme conditions.

CLICK-IN SYSTEM


There is no faster way to install a window: A specially developed clip on the tilt and turn insert enables the easy insertion and snap in into the casing – without tools or mounting of fittings. **Insert – Snap in – Done.**

PERIMETER MASKING FRAME MEAFRAME

Simple assembly of the perimeter masking frame



Cross section casing MEALUXIT with perimeter masking frame MEAFRAME

[WWW.MEA-GROUP.COM/DE/DOWNLOADS](http://WWW.MEA-GROUP.COM/DE/DOWNLOADS)

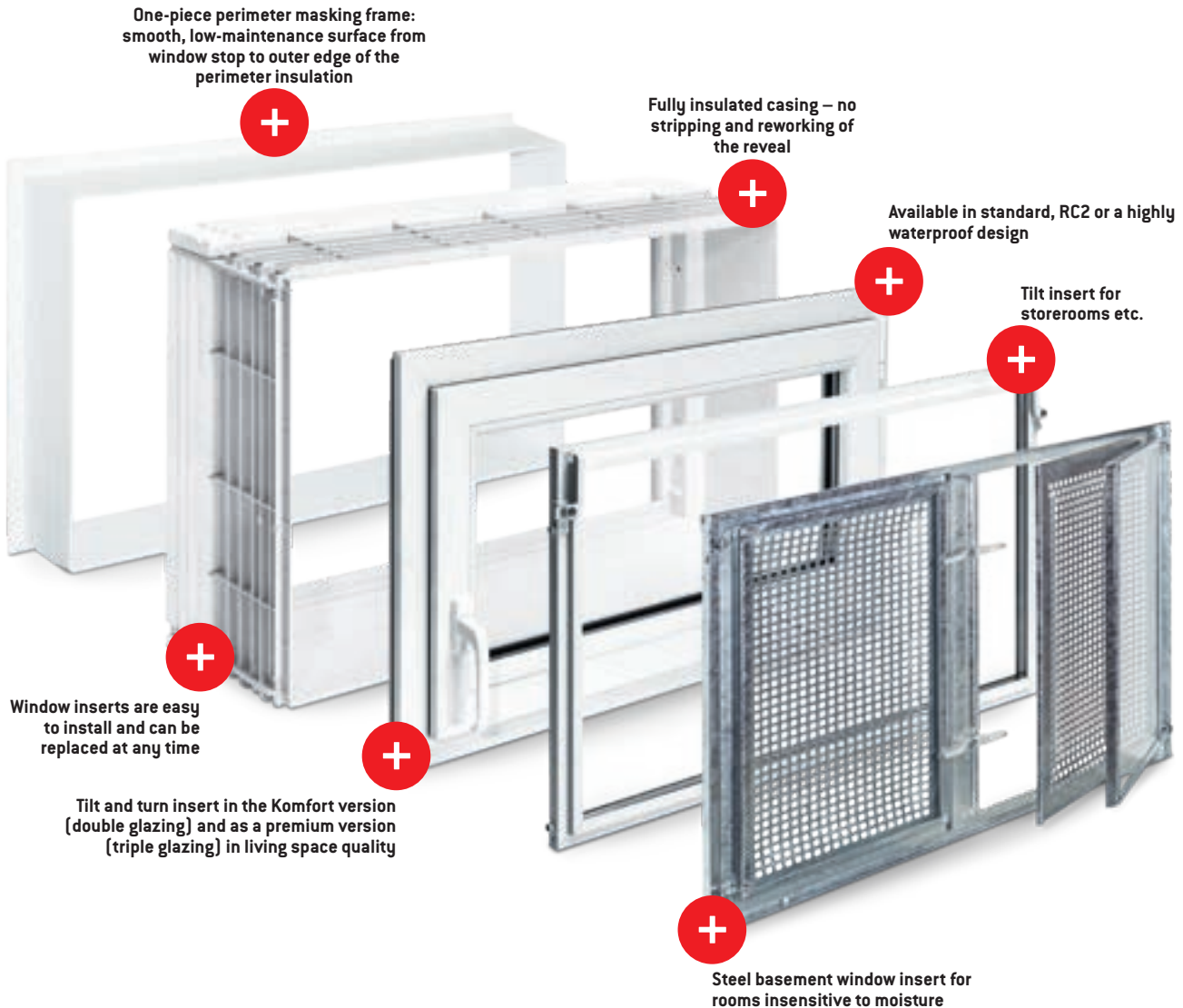
Mounting instructions



Data sheets



# ONE CASING, MANY APPLICATIONS



- ✓ **Labour saving during construction:** The prefabricated casements remain in the wall, thus eliminating the need for stripping the formwork and reworking the reveal. The mounting of the perimeter masking frame eliminates the need for further finishing work.
- ✓ The MEALUXIT casing can be plastered, wallpapered or tiled at a later date, making it possible to adapt it perfectly to any basement room.
- ✓ A wide range of window inserts is available for the MEALUXIT casings, which are easier to insert than ever before thanks to the innovative CLICK-IN system **CLICK-IN system**, they are easier to use than ever before: Insert – Snap in – Done!
- ✓ In addition to the standard wall thicknesses, the casing MEALUXIT can be supplied in a special version for all wall thicknesses between 12 and a maximum of 39.5 cm (in 1 cm steps).

**MEA Casement windows of the MEALUXIT series can be retrofitted to be flood-proof. Just ask us.  
You can find the contact person in your region as of page 6.**

## CASEMENT WINDOWS MEALUXIT

## Casing

## CASING

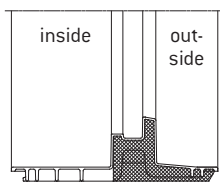
Made of white, glass-fibre-reinforced polyester (GRP), without window insert. For mounting in in-situ concrete, precast and masonry walls, incl. wooden support frame and perforated straps for fastening to the formwork. **Special formats 80 x 80 cm and 80 x 100 cm possible, prices and delivery times upon request.**



Casing MEALUXIT



Side view



Cross section

Width <sup>1)</sup> in cm	Height <sup>1)</sup> in cm	Wall thickness in cm	Item no.	Item/ PKU	€/Item	MG
80	50	20	016638400	15	112.80	LN
80	50	24	016638402	15	112.80	
80	50	25	016638404	12	112.80	
80	50	30	016638406	12	112.80	
80	50	36.5	016638408	9	122.40	
80	50	39.5	016638410	9	122.40	
80	60	20	016638412	15	113.80	
80	60	24	016638414	15	113.80	
80	60	25	016638416	12	113.80	
80	60	30	016638418	12	113.80	
80	60	36.5	016638420	9	123.60	
80	60	39.5	016638422	9	123.60	
100	50	20	016638424	15	122.20	
100	50	24	016638426	15	122.20	
100	50	25	016638428	12	122.20	
100	50	30	016638430	12	122.20	
100	50	35	016638431	9	131.60	
100	50	36.5	016638432	9	131.60	
100	50	39.5	016638434	9	131.60	
100	60	20	016638436	15	127.00	
100	60	24	016638438	15	127.00	
100	60	25	016638440	12	127.00	
100	60	30	016638442	12	127.00	
100	60	35	016638443	9	137.40	
100	60	36.5	016638444	9	137.40	
100	60	39.5	016638446	9	137.40	
100	80	20	016638448	10	134.80	
100	80	24	016638450	10	134.80	
100	80	25	016638452	8	134.80	
100	80	30	016638454	8	134.80	
100	80	35	016638455	6	144.60	
100	80	36.5	016638456	6	144.60	
100	80	39.5	016638458	6	144.60	
100	100	20	016638460	7	160.40	
100	100	24	016638462	7	160.40	
100	100	25	016638464	6	160.40	
100	100	30	016638466	6	160.40	
100	100	36.5	016638468	4	173.40	
100	100	39.5	016638470	4	173.40	

<sup>1)</sup> Outside dimension: Width +5 mm, height +20 mm

## WINDOW INSERT KOMFORT

For insertion into the MEALUXIT casing, with one-hand tilt and turn fitting (Roto NT with basic security), TPE seals and glass retaining strips, cover caps, modern design in living room quality with a 5-chamber profile, colour white (similar to RAL 9016), **sound insulation class 2**, with 32 dB, **2-fold glazing** (thermal insulation glazing)  $U_g = 1.1 \text{ W/m}^2\text{K}$ ,  $U_w = 1.3 \text{ W/m}^2\text{K}$ . **Leaf thickness 70 mm, cover frame thickness 73 mm. Special formats 80 x 80 cm and 80 x 100 cm possible, prices and delivery times on request.**



Window insert Komfort, tilt and turn

Casing width in cm	Casing height in cm	Item no. DIN L	Item no. DIN R	Item/ PKU	€/ Item	MG
80	50	016638556	016638544	22	236.00	LN
80	60	016638558	016638546	22	238.50	
100	50	016638560	016638548	22	263.00	
100	60	016638562	016638550	22	265.00	
100	80	016638564	016638552	11	282.00	
100	100	016638566	016638554	11	325.50	

> **NOTE:** Motorized openings 230 V/ 24 V on request.

## WINDOW INSERT PREMIUM

For insertion into the MEALUXIT casing, with one-hand tilt and turn fitting (Roto NT with basic security), TPE seals and glass retaining strips, cover caps, modern design in living room quality with a 7-chamber profile, colour white (similar to RAL 9016), **sound insulation class 3**, with 35 dB, **3-fold glazing**  $U_g = 0.6 \text{ W/m}^2\text{K}$ ,  $U_w = 0.85 \text{ W/m}^2\text{K}$ . Leaf thickness 82 mm, cover frame thickness 82 mm. Special formats 80 x 80 cm and 80 x 100 cm possible, prices and delivery times upon request.



Window insert Premium, tilt and turn

Casing width in cm	Casing height in cm	Item no. DIN L	Item no. DIN R	Item/ PKU	€/ Item	MG
80	50	016639530	016639518	20	258.50	LN
80	60	016639532	016639520	20	260.50	
100	50	016639534	016639522	20	287.50	
100	60	016639536	016639524	20	291.00	
100	80	016639538	016639526	10	308.50	
100	100	016639540	016639528	10	355.00	

> **NOTE:** Higher **sound insulation classes** on request, **glass thicknesses** up to 52 mm, optional with one or two **monitoring contacts**, insert with **ornamental glass** available. Further versions (e.g. motorised openings 230 V/ 24 V) and prices are available on request. Delivery time upon request.

## CASEMENT WINDOWS MEALUXIT

Tilt and turn window inserts

### WINDOW INSERT WITH RC2 BURGLARY PROTECTION

Like the Komfort window insert, additionally with RC2 fitting and P4a glazing for increased burglary protection, tested by the Institute for Window Technology (ift Rosenheim), lockable backplate, **sound insulation class 2**,  $U_g = 1.1 \text{ W/m}^2\text{K}$ ,  $U_w = 1.3 \text{ W/m}^2\text{K}$ . **Mount with mounting adhesive MEABOND (Item no. 016638894).**



Window insert RC2, tilt and turn

Casing width in cm	Casing height in cm	Required cartridges MEABOND for mounting <sup>1)</sup>	Item no. DIN L	Item no. DIN R	Item/ PKU	€/ Item	MG
80	50	1	016639726	016639724	1	598.00	LN
80	60	1	016639730	016639728	1	604.00	
100	50	1.25	016639734	016639732	1	660.00	
100	60	1.25	016639738	016639736	1	671.00	
100	80	2	016639742	016639740	1	694.00	
100	100	2	016639746	016639744	1	751.00	

<sup>1)</sup> The required mounting adhesive MEABOND (Item no. 016638894) can be found at page 35.

### WINDOW INSERT WITH MEALÜFT AIR

For insertion into the MEALUXIT casing, ventilation window with 2-stage humidity-controlled regulation and programmable timer. Fan diameter 150 mm, highly efficient motors with the latest EC technology. Power connection with 230 V cable. Incl. Windbreak and insect screen.  $U_g = 1.1 \text{ W/m}^2\text{K}$ ;  $U_w = 1.3 \text{ W/m}^2\text{K}$ . **Leaf thickness 70 mm, possible as of sizes 100 x 60 cm.**



Window insert with MEALÜFT AIR (interior view) in tilt and turn design

#### Basement ventilator:

You can find more information and products for the automatic ventilation of basement rooms in the basement ventilator section

> page 182

Casing width in cm	Casing height in cm	Item no. DIN L	Item no. DIN R	Item/ PKU	€/ Item	MG
100	60	016637905	016637900	1	589.00	LU
100	80	016637915	016637910	1	620.00	
100	100	016637925	016637920	1	652.00	

> **NOTE:** Other multifunctional inserts on request. 230 V/ 24 V motorised openings and RWA on request.

## WINDOW INSERT KOMFORT WITH FOLD VENTILATION

Like the window insert Komfort, with integrated, concealed window fold ventilator for continuous ventilation of the building, **leaf thickness 70 mm, cover frame thickness 73 mm.**  $U_g = 1.1 \text{ W/m}^2\text{K}$ . Window insert Premium with leaf and cover frame thickness 82 mm on request.



Window insert Komfort with fold ventilation

Casing width in cm	Casing height in cm	Item no. DIN L	Item no. DIN R	Item/ PKU	€/ Item	MG
80	50	016639712	016639700	22	308.50	LN
80	60	016639714	016639702	22	311.00	
100	50	016639716	016639704	22	336.00	
100	60	016639718	016639706	22	338.50	
100	80	016639720	016639708	11	355.00	
100	100	016639722	016639710	11	398.50	

## ACCESSORIES AND SPARE PARTS



Lockable backplate



Backplate



Cover cap set

Designation	Item no.	Item/ PKU	€/ Item	MG
Lockable backplate, white	016638190	25	19.30	LA
Spare parts package for window insert tilt and turn Komfort (Backplate, cover caps, mounting instructions and maintenance instructions)	016638890	1	18.30	LN
Disassembly bracket (1 piece)	016638892	1	5.90	
Backplate, white	011688070	1	13.30	FD
Cover cap set, white (cover cap axer bearing, cover cap corner band, cover cap corner bearing, centre cap axer band)	011688076	1	13.30	

## PERFORATED GRID

Galvanized, for window insert MEALUXIT tilt and turn Komfort, air passage approx. 30%. **Does not fit** for MEALUXIT Premium.



Perforated grid MEALUXIT Komfort, tilt and turn

Casing width in cm	Casing height in cm	Free ventilation cross-section in cm <sup>2</sup>	Width in cm	Height in cm	Item no.	Item/ PKU	€/ Item	MG
80	50	372	54.6	25.8	016638640	1	56.40	LN
80	60	589	54.6	35.8	016638642	1	59.70	
100	50	528	74.6	25.8	016638644	1	65.20	
100	60	836	74.6	35.8	016638646	1	75.20	
100	80	1,408	74.6	55.8	016638648	1	81.20	
100	100	1,980	74.6	75.8	016638650	1	144.60	

## CASEMENT WINDOWS MEALUXIT

## Tilt window inserts

## WINDOW LEAF KIPP ISO 24

For insertion into the MEALUXIT casing, with circumferential seal and un hinge lock, colour white, with double insulating glazing 24 mm, suitable for rooms not sensitive to moisture.



Window insert Kipp Iso 24,  $U_g = 3.0 \text{ W/m}^2\text{K}$

Casing width in cm	Casing height in cm	Item no.	Item/ PKU	€/Item	MG
80	50	016638568	40	118.80	LN
80	60	016638570	40	122.00	
100	50	016638572	40	132.40	
100	60	016638574	40	141.60	
100	80	016638576	20	156.20	
100	100	016638578	20	172.40	

## WINDOW LEAF KIPP E

For insertion into the MEALUXIT casing, with circumferential seal and un hinge lock, colour white, with 5 mm single glazing, suitable for rooms not sensitive to moisture.



Kipp E window insert E,  $U_g = 5.6 \text{ W/m}^2\text{K}$

Casing width in cm	Casing height in cm	Item no.	Item/ PKU	€/Item	MG
80	50	016638580	40	93.90	LN
80	60	016638582	40	94.40	
100	50	016638584	40	99.30	
100	60	016638586	40	102.60	
100	80	016638588	20	109.00	
100	100	016638590	20	120.20	



### WINDOW LEAF WITH VENTILATION INSERT

For insertion into the MEALUXIT casing, with circumferential seal and unhide lock, colour white, with 5 mm single glazing, perforated sheet crosswise, suitable for rooms not sensitive to moisture.



Window leaf with ventilation insert

Casing width in cm	Casing height in cm	Free ventilation cross-section in cm <sup>2</sup>	Item no.	Item/ PKU	€/ Item	MG
80	50	273	016638604	40	113.80	LN
80	60	273	016638606	40	117.40	
100	50	316	016638608	40	122.00	
100	60	316	016638610	40	129.60	
100	80	316	016638612	20	138.00	
100	100	316	016638614	20	152.20	

### WINDOW LEAF WITH EXHAUST AIR CONNECTION

For insertion into the MEALUXIT casing, with circumferential seal and unhide lock, colour white, with 5 mm single glazing, Ø 100 mm exhaust air connection, incl. insect screen, suitable for rooms not sensitive to moisture.



Window leaf with exhaust air connection

Casing width in cm	Casing height in cm	Free ventilation cross-section in cm <sup>2</sup>	Item no.	Item/ PKU	€/ Item	MG
80	50	75	016638592	40	112.20	LN
80	60	75	016638594	40	115.40	
100	50	75	016638596	40	120.20	
100	60	75	016638598	40	125.60	
100	80	75	016638600	20	134.40	
100	100	75	016638602	20	148.80	

## CASEMENT WINDOWS MEALUXIT

Accessories for tilt window inserts

### SPARE PARTS

Designation	Item no.	Item/ PKU	€/Item	MG
<b>Spare parts package for MEALUXIT tilt from year of construction 2006</b> (2 pieces each tipping shears, length: 147 and 220 mm)	016648510	1	10.40	LN
<b>Spare parts package for tilt windows with a 1992-2005 year of manufacture</b> , white (4 tipping shears [long: 41A288/289, short: 41 A290/291], scissor fixture, unhinge lock and locking pins, tilt handle drivers, cover caps, friction lock and tongue)	010648510	1	17.80	

### PERFORATED GRID

Galvanized, for window insert Kipp Iso 24 and Kipp E. When used without glass leaf, e.g. in underground garages, the fastening is done on site.



Perforated grid for Kipp Iso 24/Kipp E

Casing width in cm	Casing height in cm	Free ventilation cross-section in cm <sup>2</sup>	Width in cm	Height in cm	Item no.	Item/ PKU	€/Item	MG
80	50	703	62.8	34.2	016638616	1	56.40	LN
80	60	864	62.8	44.2	016638618	1	59.70	
100	50	950	82.8	34.2	016638620	1	65.20	
100	60	1,225	82.8	44.2	016638622	1	75.20	
100	80	1,728	82.8	64.2	016638624	1	81.20	
100	100	2,352	82.8	84.2	016638626	1	144.60	

## STEEL WINDOW INSERTS

For insertion into the MEALUXIT casing, galvanised steel window inserts with integrated toughened safety glass (4 mm toughened safety glass), grating in fixed or rotatable version, window width-dependent single-leaf (80 cm) or double-leaf (100 cm), leaf equipped with anti-unhinge device. Incl. Mounting kit



Fixed grating, single-leaf (80 cm width, DIN R)



Fixed grating, double-leaf (100 cm width)

### Fixed grating leaf

Casing width in cm	Casing height in cm	Free ventilation cross-section in cm <sup>2</sup>	Item no.	Item/ PKU	€/ Item	MG
80	50	646	016638664	50	120.40	LN
80	60	850	016638666	25	135.00	
100	50	760	016638668	50	135.00	
100	60	1,000	016638670	25	154.60	
100	80	1,520	016638672	25	183.60	
100	100	2,040	016638674	25	214.00	



Grating rotatable, single-leaf (80 cm width, DIN R)



Grating rotatable, double-leaf (100 cm width)

### Rotatable grating leaf

Casing width in cm	Casing height in cm	Free ventilation cross-section in cm <sup>2</sup>	Item no.	Item/ PKU	€/ Item	MG
80	50	610	016638676	12	152.60	LN
80	60	820	016638678	12	176.20	
100	50	720	016638680	50	191.00	
100	60	1,000	016638682	25	228.50	
100	80	1,480	016638684	25	273.50	
100	100	2,000	016638686	30	345.00	

## SPARE PARTS

Designation	Item no.	Item/ PKU	€/ Item	MG
<b>Mounting kit</b> (2x expansion dowels, 2x washers, 2x screws)	016638685	1	5.00	LN
<b>Replacement handle</b> for single-leaf window	010234670	1	5.50	KV
<b>Replacement handle</b> for double-leaf window	010234672	1	5.50	

## CASEMENT WINDOWS MEALUXIT

Dimension tables

## DIMENSIONS

## Tilt and turn with window insert (Komfort + Premium)

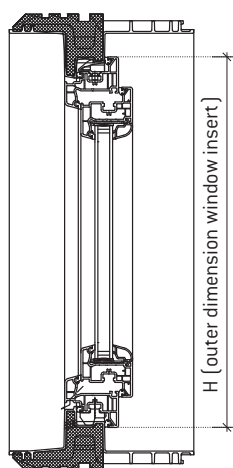
Casing width in cm	Casing height in cm	Outer dimension window insert Width in cm	Outer dimension window insert Height in cm
80	50	69.2	40.5
80	60	69.2	50.5
100	50	89.2	40.5
100	60	89.2	50.5
100	80	89.2	70.5
100	100	89.2	90.5

## Tilt leaf

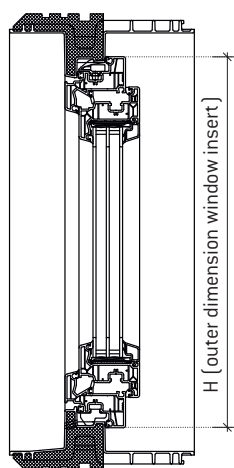
Casing width in cm	Casing height in cm	Outer dimension leaf Width in cm	Outer dimension leaf Height in cm
80	50	65.2	38.1
80	60	65.2	48.1
100	50	85.2	38.1
100	60	85.2	48.1
100	80	85.2	68.1
100	100	85.2	88.1

## Steel window insert

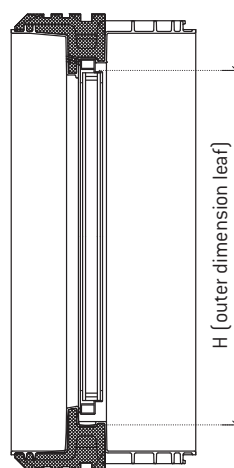
Casing width in cm	Casing height in cm	Outer dimension window frame Width in cm	Outer dimension window frame Height in cm
80	50	65.4	38.9
80	60	65.4	48.9
100	50	85.4	38.9
100	60	85.4	48.9
100	80	85.4	68.9
100	100	85.4	88.9



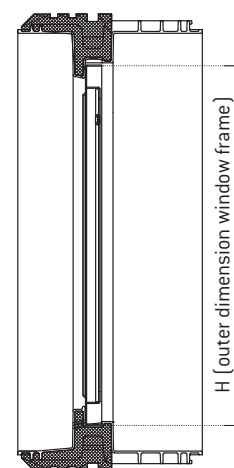
Cross section casing MEALUXIT with window insert Komfort, tilt and turn design



Cross section casing MEALUXIT with window insert Premium, tilt and turn design



Cross section casing MEALUXIT with tilt leaf



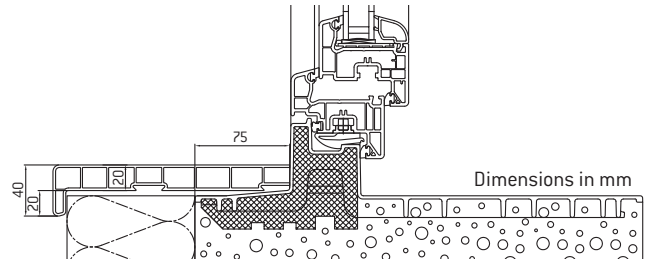
Cross section casing MEALUXIT with steel window insert

**PERIMETER MASKING FRAME MEAFRAME FOR MEALUXIT, ONE-PIECE**

Complete frame to be glued into the casing MEALUXIT as facing of the perimeter insulation, colour similar to traffic white (RAL 9016), material PVC, quick assembly, as no assembly of individual parts is necessary. The frame must be glued in place before the light well is installed. **The depth of the perimeter masking frame is insulation thickness + 8.5 cm.** Can be cut to size on site.



Perimeter masking frame MEAFRAME for MEALUXIT



**For insulation thickness of 6 to 16 cm**

Insulation thickness in cm	Casing width in cm	Casing height in cm	Required cartridges Mounting adhesive MEABOND <sup>1)</sup>	Item no.	Item/ PKU	€/ Item	MG
6	80	50	1.5	016638687	18	74.90	MG
6	80	60	1.5	016638688	20	76.60	
6	100	50	1.5	016638690	18	81.50	
6	100	60	1.5	016638692	20	85.50	
6	100	80	2	016638694	11	96.90	
6	100	100	2	016638696	8	106.40	
8	80	50	1.5	016638698	18	87.10	MG
8	80	60	1.5	016638700	18	89.00	
8	100	50	1.5	016638702	18	94.50	
8	100	60	1.5	016638704	18	99.20	
8	100	80	2	016638706	10	112.60	
8	100	100	2	016638708	8	123.60	
10	80	50	1.5	016638710	14	96.90	LN
10	80	60	1.5	016638712	16	99.60	
10	100	50	1.5	016638714	14	106.00	
10	100	60	1.5	016638716	16	111.20	
10	100	80	2	016638718	9	126.60	
10	100	100	2	016638720	7	139.20	
12	80	50	1.5	016638709	12	124.20	LN
12	80	60	1.5	016638713	14	127.60	
12	100	50	1.5	016638711	12	136.20	
12	100	60	1.5	016638715	14	143.00	
12	100	80	2	016638719	8	165.00	
12	100	100	2	016638721	5	182.60	
14	80	50	1.5	016638722	12	124.20	LN
14	80	60	1.5	016638724	14	127.60	
14	100	50	1.5	016638726	12	136.20	
14	100	60	1.5	016638728	14	143.00	
14	100	80	2	016638730	7	165.00	
14	100	100	2	016638732	5	182.60	
16	80	50	1.5	016638980	10	127.60	LN
16	80	60	1.5	016638982	12	131.20	
16	100	50	1.5	016638984	10	140.20	
16	100	60	1.5	016638986	12	147.00	
16	100	80	2	016638988	6	168.40	
16	100	100	2	016638990	5	186.80	

<sup>1)</sup> The required mounting adhesive MEABOND (Item no. 016638894) can be found at page 35.

## CASEMENT WINDOWS MEALUXIT

Perimeter masking frame

## For insulation thickness 18 and 20 cm

Insulation thickness in cm	Casing width in cm	Casing height in cm	Required cartridges mounting adhesive <sup>1)</sup>	Item no.	Item/ PKU	€/ Item	MG
18	80	50	1.5	016638991	10	131.20	LN
18	80	60	1.5	016638992	10	134.60	
18	100	50	1.5	016638993	10	144.00	
18	100	60	1.5	016638994	10	155.80	
18	100	80	2	016638995	6	179.60	
18	100	100	2	016638996	4	191.60	
20	80	50	1.5	016638734	10	134.60	
20	80	60	1.5	016638736	10	138.40	
20	100	50	1.5	016638738	10	147.40	
20	100	60	1.5	016638740	10	155.80	
20	100	80	2	016638742	6	189.60	
20	100	100	2	016638744	4	195.80	

<sup>1)</sup> The required mounting adhesive MEABOND (Item no. 016638894) can be found at page 35.

> **NOTE:** Special insulation thicknesses up to 32 cm on request.

## PERIMETER MASKING FRAME ONE-PIECE, INSULATED

As with one-piece, insulated with 20 mm XPS WLG 035. **The depth of the perimeter masking frame is insulation thickness + 8.5 cm.**



Perimeter masking frames, one-piece, insulated


Insulation thickness in cm	Casing width in cm	Casing height in cm	Required cartridges mounting adhesive <sup>1)</sup>	Item no.	Item/ PKU	€/ Item	MG
10	80	50	1.5	016638020	14	144.80	LN
10	80	60	1.5	016638021	16	147.20	
10	100	50	1.5	016638022	14	154.60	
10	100	60	1.5	016638023	16	159.80	
10	100	80	2	016638024	9	176.20	
10	100	100	2	016638025	7	189.00	
12	80	50	1.5	016638030	12	171.80	
12	80	60	1.5	016638031	14	175.40	
12	100	50	1.5	016638032	12	184.80	
12	100	60	1.5	016638033	14	191.80	
12	100	80	2	016638034	8	215.50	
12	100	100	2	016638035	5	231.50	

<sup>1)</sup> The required mounting adhesive MEABOND (Item no. 016638894) can be found at page 35.

> **NOTE:** **Special formats** 80 x 80 cm and 80 x 100 cm are possible. Prices and delivery times on request.  
**Special insulation thicknesses** on request.

## PERIMETER MASKING FRAME FOUR-PART

Plug-in frame with connecting corners for gluing into the casing MEALUXIT, the window MEATHERMO or MEALON as facing for the perimeter insulation. Can be adapted on site for all common basement window sizes and insulation thicknesses. Colour similar to traffic white (RAL 9016), material PVC. Profile length 100 cm. Can be inserted subsequently. The depth of the supplied perimeter masking frame is insulation thickness + 8.5 cm.



Perimeter masking frame, four-part

Insulation thickness in cm	Maximum casing width in cm	Maximum casing height in cm	Required cartridges mounting adhesive <sup>1)</sup>	Item no.	Item/ PKU	€/ Item	MG
10	100	100	2	016640730	10	139.20	LN
12	100	100	2	016640721	10	182.60	LN

<sup>1)</sup> The required mounting adhesive MEABOND can be found below.

> **NOTE: Special insulation thicknesses and yard goods** on request.

## ACCESSORIES



Mounting adhesive MEABOND for all MEA product systems

Designation	Item no.	Item/ PKU	€/ Item	MG
Mounting Adhesive MEABOND, white	016638894	20	13.60	LN

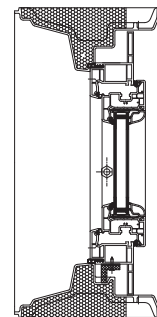


## CASEMENT WINDOWS MEALUXIT

Renovation windows for year of construction 1992-2005

### RENOVATION WINDOWS

Complete window for insertion into the casing MEALUXIT year of manufacture 1992 - 2005, with concealed one-hand tilt and turn fitting, incl. cover caps. Colour white. Mounting On site **Sound insulation class 2, double glazing**,  $U_g = 1.1 \text{ W/m}^2\text{K}$ ,  $U_w = 1.3 \text{ W/m}^2\text{K}$ . The glass dimension is calculated from the casing outer dimension minus 37 cm. **Delivery time upon request.**



Renovation windows for year of construction 1992-2005

Casing width in cm	Casing height in cm	Item no. DIN L	Item no. DIN R	Item/ PKU	€/Item	MG
75	50	016638962	016638950	30	303.50	LN
75	62.5	016638964	016638952	30	308.50	
100	50	016638966	016638954	30	336.00	
100	62.5	016638968	016638956	30	348.50	
100	75	016638970	016638958	15	375.00	
100	100	016638972	016638960	15	437.00	

> **NOTE:** Special designs on request (e.g. RC2, sound insulation, flood-resistant designs). Renovation windows for casings built between 1979 and 1991 (also in waterproof design) on request.

### Existing outer leaf dimensions

Casing width in cm	Casing height in cm	Tilt leaf width in cm	Tilt leaf height in cm	Tilt and turn leaf width in cm	Tilt and turn leaf height in cm
75	50	59.6	36.9	63.2	38.1
75	62.5	59.6	49.4	63.2	50.6
100	50	84.6	36.9	88.2	38.1
100	62.5	84.6	49.4	88.2	50.6
100	75	84.6	61.9	88.2	63.1
100	100	84.6	86.9	88.2	88.1

## MULTIFUNCTIONAL WINDOWS

Multifunctional windows for casing MEALUXIT available on request. See MEALON Individual from page 58.

## SPECIAL GLASS (material group LN, prices on request)



Ornament No. 597



Ornament No. 178



Ornament No. 528



Ornament No. 504



Chinchilla

### Ornamental glass (only for tilt and turn Komfort/Premium and Kipp Iso 24)

- ✓ Ornaments No. 597 (standard), No. 178, No. 504, No. 528, Chinchilla


### Safety glasses

- ✓ ESG (single-pane safety glass 5 mm, only possible with Kipp E)
- ✓ VSG (laminated safety glass 6 mm, only possible with tilt and turn Komfort/Premium and Kipp Iso 24, total pane thickness 24 mm)
- ✓ Wired glass/wire ornament glass (7 mm for Kipp E)
- ✓ Other glass types on request

**Other sound insulation classes upon request.**

**DESCRIPTION**

- ✓ Flood protection for the basement according to ift Rosenheim specifications.
- ✓ MEATHERMO AQUA and AQUA PLUS are suitable for WP concrete walls from 20 to 46.5 cm.
- ✓ The sealing flange on the AQUA PLUS provides additional security for a gap-free connection to concrete, e.g. on double walls.
- ✓ The MEATHERMO windows exceed all requirements of the ENEC 2016 or the extended specification of the GEG 2018 and thus guarantee an optimal thermal insulation.



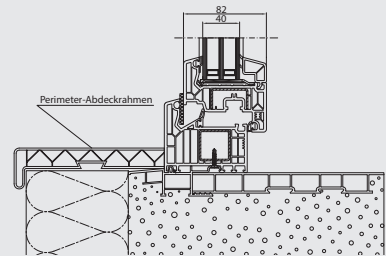
Mounting example: Wall cross-section MEATHERMO AQUA PLUS with sealing flange (black) and insulated mounting panel mounted from the outside MEAFIX (yellow)

**DETAILS**

Multipoint locking



Special sealing profile




Cross section casing MEATHERMO with perimeter masking frame MEAFRAME

[WWW.MEA-GROUP.COM/DE/DOWNLOADS](http://WWW.MEA-GROUP.COM/DE/DOWNLOADS)



Mounting instructions



Data sheet

# SOVEREIGN DEFYING FLOODING

Version with fixed window leaf for maximum flood protection

High tightness due to bonded glass panes and special sealing profiles

Increased stability through special steel reinforcements

Better pressure absorption capacity through circumferential multipoint locking (safety fitting)

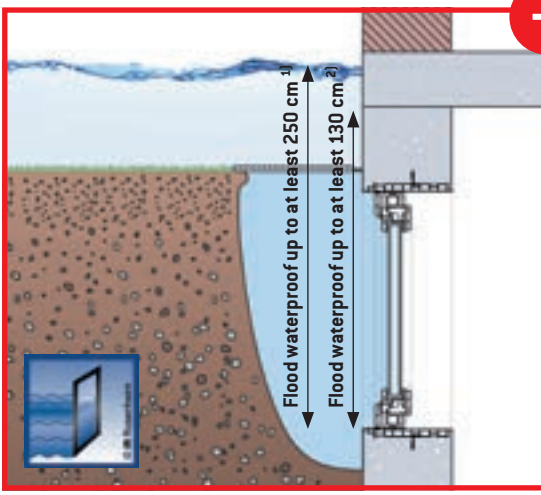
Excellent insulation values due to triple glazing, U<sub>w</sub>-Value: 0.6 W/m<sup>2</sup>K, U<sub>g</sub>-Value: 0.85 W/m<sup>2</sup>K

High tightness due to bonded glass panes and special sealing profiles

More burglar resistance through laminated safety glass (VSG pane)

Time and labour savings through watertight prefabricated casings

**U<sub>w</sub>-VALUE 0,85 EXCEEDS EN10276:2016**



Schematic drawing

All casement windows of the series MEATHERMO AQUA are in accordance with the requirements of the Ift Rosenheim (for all sizes) according to the guideline FE-07 / 1 for flood-resistant windows and doors\*.

\* **Waterproof:** no water ingress to the inside within 24 hours **Flood-resistant:** <240 litres of water ingress within 24 hours

<sup>1)</sup> The MEATHERMO AQUA with fixed glazing is watertight up to a water level of at least up to 250 cm watertight (PB No. 19-002506-PRO2 GAS A01-02-de-01).  
<sup>2)</sup> The tilt and turn versions of MEATHERMO AQUA and MEATHERMO AQUA PLUS are watertight up to a water level of at least 130 cm and flood-resistant up to a water level of at least 150 cm (PB No. 17-001707 PRO8 GAS 01-02-de-01).

# MAXIMUM PROTECTION AGAINST FLOODS



Best flood protection



Excellent insulation values due to triple glazing,  $U_g$ -Value: 0.6  $W/m^2K$ ,  $U_w$ -Value: 0.85  $W/m^2K$



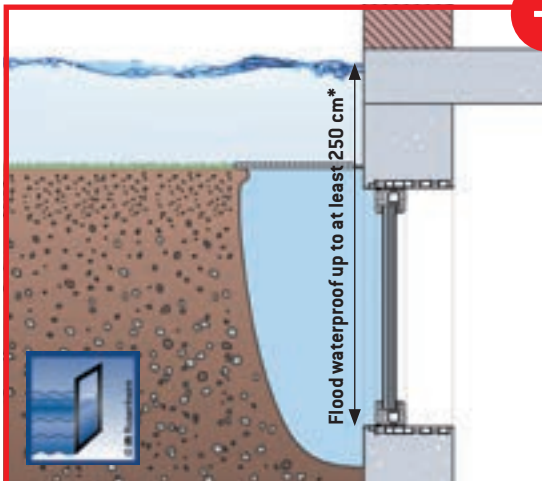

Largest possible glass surface



3-fold glazed VSG pane



Maintenance-free



The fixed glazed casement window system MEATHERMO AQUA is tested according to the requirements of the ift Rosenheim regarding **flood waterproof** up to a water level of **at least 250 cm\***. The flood resistance test is not relevant due to positive aborted flood waterproof testing.

\* Tested by ift Rosenheim, TR No. 19-002506-PR02 GAS A01-02-de-01 (for all sizes) in accordance with guideline FE-07 / 1 for flood-resistant windows and doors. Waterproof means: no water ingress to the inside within 24 hours.

### AQUA CASEMENT WINDOWS WITH FIXED GLAZING

Casing and fixed window insert made of PVC. **Flood waterproof up to a water level of at least 250 cm.** The casing system with 82 mm depth consists of a 7-chamber plastic frame. With laminated safety glass (VSG pane) **triple glazing, sound insulation class 3**,  $U_g = 0.6$   $W/m^2K$ ,  $U_w = 0.85$   $W/m^2K$ . **For mounting in water-impermeable in-situ concrete and precast walls.**



MEATHERMO AQUA with fixed glazing

Width in cm	Height in cm	Wall thickness in cm	Item no.	Item/ PKU	€/ Item	MG
80	60	20	011600960	10	579.00	MG
80	60	24	011600961	8	579.00	
80	60	25	011600962	8	579.00	
80	60	30	011600963	6	579.00	
80	60	36.5	011600964	6	598.00	
100	50	20	011600965	10	605.00	MG
100	50	24	011600966	8	605.00	
100	50	25	011600967	8	605.00	
100	50	30	011600968	6	605.00	
100	50	36.5	011600969	6	623.00	
100	60	20	011600970	10	621.00	LA
100	60	24	011600971	8	621.00	
100	60	25	011600972	8	621.00	
100	60	30	011600973	6	621.00	
100	60	36.5	011600974	6	640.00	
100	80	20	011600975	5	659.00	LA
100	80	24	011600976	4	659.00	
100	80	25	011600977	4	659.00	
100	80	30	011600978	3	659.00	
100	80	36.5	011600979	3	678.00	
100	100	20	011600980	5	734.00	LA
100	100	24	011600981	4	734.00	
100	100	25	011600982	4	734.00	
100	100	30	011600983	3	734.00	
100	100	36.5	011600984	3	755.00	
125	100	20	011600985	5	878.00	LA
125	100	24	011600986	4	878.00	
125	100	25	011600987	4	878.00	
125	100	30	011600988	3	878.00	
125	100	36.5	011600989	3	904.00	

> **NOTE:** Wall thicknesses up to 46.5 cm can be realised, custom-made designs on request



## CASEMENT WINDOWS MEATHERMO AQUA

Casings with window insert

### CASEMENT WINDOWS AQUA

Casing and tilt and turn window insert made of PVC. **Flood waterproof up to a water level of at least 130 cm.** Flood-resistant up to a water level of at least 150 cm. The casing system with 82 mm construction depth consists of 6-chamber plastic leaves, and 7-chamber plastic blind frames. With laminated safety glass (VSG pane) **triple glazing, sound insulation class 3**,  $U_g = 0.6 \text{ W/m}^2\text{K}$ ,  $U_w = 0.85 \text{ W/m}^2\text{K}$ , standard backplate, circumferential fitting arrangement and additional sealing. **For mounting in water-impermeable in-situ concrete and precast walls. With burglary protection RC2N according to DIN EN 1627 test by ift Rosenheim.**



MEATHERMO AQUA in tilt and turn design

Width in cm	Height in cm	Wall thickness in cm	Item no. DIN L	Item no. DIN R	Item/ PKU	€/ Item	MG
80	60	20	011600701	011600700	10	813.00	MG
80	60	24	011600703	011600702	8	813.00	
80	60	25	011600705	011600704	8	813.00	
80	60	30	011600707	011600706	6	813.00	
80	60	36.5	011600709	011600708	6	841.00	
100	50	20	011600711	011600710	10	835.00	
100	50	24	011600713	011600712	8	835.00	
100	50	25	011600715	011600714	8	835.00	
100	50	30	011600717	011600716	6	835.00	
100	50	36.5	011600719	011600718	6	874.00	
100	60	20	011600721	011600720	10	854.00	LA
100	60	24	011600723	011600722	8	854.00	
100	60	25	011600725	011600724	8	854.00	
100	60	30	011600727	011600726	6	854.00	
100	60	36.5	011600729	011600728	6	897.00	
100	80	20	011600731	011600730	5	897.00	
100	80	24	011600733	011600732	4	897.00	
100	80	25	011600735	011600734	4	897.00	
100	80	30	011600737	011600736	3	897.00	
100	80	36.5	011600739	011600738	3	924.00	
100	100	20	011600741	011600740	5	964.00	
100	100	24	011600743	011600742	4	964.00	
100	100	25	011600745	011600744	4	964.00	
100	100	30	011600747	011600746	3	964.00	
100	100	36.5	011600749	011600748	3	993.00	

> **NOTE:** Wall thicknesses up to 46.5 cm can be realised, custom-made designs and other glazing on request

### CASEMENT WINDOWS AQUA PLUS

Casing with integrated sealing flange and tilt and turn window insert made of PVC. **Flood waterproof up to a water level of at least 130 cm.** Flood-resistant up to a water level of at least 150 cm. The casing system with 82 mm construction depth consists of 6-chamber plastic leafs, and 7-chamber plastic blind frames. With laminated safety glass (VSG pane) **triple glazing, sound insulation class 3**,  $U_g = 0.6 \text{ W/m}^2\text{K}$ ,  $U_w = 0.85 \text{ W/m}^2\text{K}$ , standard backplate, circumferential fitting arrangement and additional sealing. **For mounting in water-impermeable in-situ concrete and precast walls. Particularly suitable for double walls due to the additional sealing flange. With burglary protection RC2N according to DIN EN 1627 test by ift Rosenheim.**



MEATHERMO AQUA PLUS in tilt and turn design

Width in cm	Height in cm	Wall thickness in cm	Item no. DIN L	Item no. DIN R	Item/ PKU	€/ Item	MG
80	60	20	011601701	011601700	6	975.00	MG
80	60	24	011601703	011601702	6	975.00	
80	60	25	011601705	011601704	6	975.00	
80	60	30	011601707	011601706	5	975.00	
80	60	36.5	011601709	011601708	4	1,015.00	
100	50	20	011601711	011601710	12	994.00	MG
100	50	24	011601713	011601712	12	994.00	
100	50	25	011601715	011601714	12	994.00	
100	50	30	011601717	011601716	10	994.00	
100	50	36.5	011601719	011601718	8	1,042.00	
100	60	20	011601721	011601720	6	1,038.00	LA
100	60	24	011601723	011601722	6	1,038.00	
100	60	25	011601725	011601724	6	1,038.00	
100	60	30	011601727	011601726	5	1,038.00	
100	60	36.5	011601729	011601728	5	1,085.00	
100	80	20	011601731	011601730	5	1,056.00	LA
100	80	24	011601733	011601732	5	1,056.00	
100	80	25	011601735	011601734	4	1,056.00	
100	80	30	011601737	011601736	4	1,056.00	
100	80	36.5	011601739	011601738	4	1,105.00	
100	100	20	011601741	011601740	5	1,187.00	LA
100	100	24	011601743	011601742	5	1,187.00	
100	100	25	011601745	011601744	4	1,187.00	
100	100	30	011601747	011601746	4	1,187.00	
100	100	36.5	011601749	011601748	4	1,278.00	

> **NOTE:** Wall thicknesses up to 46.5 cm can be realised, custom-made designs and other glazing (e.g. fixed glazing) on request

## CASEMENT WINDOWS MEATHERMO AQUA

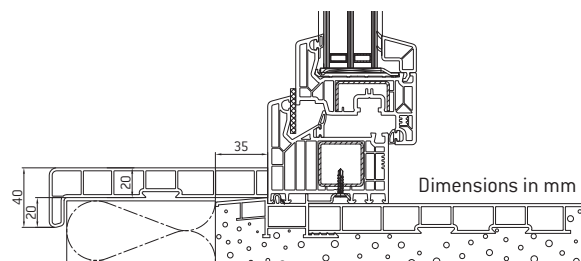
### Perimeter masking frame

#### PERIMETER MASKING FRAME MEAFRAME FOR MEATHERMO AQUA / AQUA PLUS

Complete frame to be glued into the casing MEATHERMO as facing of the perimeter insulation, colour similar to traffic white (RAL 9016), material PVC, quick assembly, as no assembly of individual parts is necessary. The frame must be glued in place before the light well is installed. **The depth of the perimeter masking frame is insulation thickness + 4 cm.**



Perimeter masking frame MEAFRAME for MEATHERMO



#### For insulation thickness of 6 to 16 cm

Insulation thickness in cm	Casing width in cm	Casing height in cm	Required cartridges mounting adhesive	Item no.	Item/ PKU	€/ Item	MG
6	80	60	1.5	011600901	20	69.60	MG
6	100	50	1.5	011600902	18	71.40	
6	100	60	1.5	011600903	20	78.60	
6	100	80	2	011600904	11	83.30	
6	100	100	2	011600905	8	87.80	
6	125	100	3	011600906	8	96.90	
8	80	60	1.5	011600908	20	72.10	
8	100	50	1.5	011600909	18	74.10	
8	100	60	1.5	011600910	20	81.40	
8	100	80	2	011600911	11	89.40	
8	100	100	2	011600912	8	96.50	
8	125	100	3	011600913	8	110.20	
10	80	60	1.5	011600915	20	76.60	
10	100	50	1.5	011600916	18	81.50	
10	100	60	1.5	011600917	20	85.50	
10	100	80	2	011600918	11	96.90	
10	100	100	2	011600919	8	106.40	
10	125	100	3	011600920	8	116.80	
12	80	60	1.5	011600922	18	89.00	
12	100	50	1.5	011600923	18	94.50	
12	100	60	1.5	011600924	18	99.20	
12	100	80	2	011600925	10	112.60	
12	100	100	2	011600926	8	123.60	
12	125	100	3	011600927	8	137.00	
14	80	60	1.5	011600929	16	99.60	
14	100	50	1.5	011600930	14	106.00	
14	100	60	1.5	011600931	16	111.20	
14	100	80	2	011600932	9	126.60	
14	100	100	2	011600933	7	139.20	
14	125	100	3	011600934	7	153.00	
16	80	60	1.5	011600936	14	127.60	
16	100	50	1.5	011600937	12	136.20	
16	100	60	1.5	011600938	14	143.00	
16	100	80	2	011600939	8	165.00	
16	100	100	2	011600940	5	182.60	
16	125	100	3	011600941	5	199.40	

LN

For insulation thickness 18 and 20 cm

Insulation thickness in cm	Casing width in cm	Casing height in cm	Required cartridges mounting adhesive	Item no.	Item/ PKU	€/ Item	MG
18	80	60	1.5	011600943	14	127.60	LN
18	100	50	1.5	011600944	12	136.20	
18	100	60	1.5	011600945	14	143.00	
18	100	80	2	011600946	7	165.00	
18	100	100	2	011600947	5	182.60	
18	125	100	3	011600948	5	210.50	
20	80	60	1.5	011600950	12	131.20	
20	100	50	1.5	011600951	10	140.20	
20	100	60	1.5	011600952	12	147.00	
20	100	80	2	011600953	6	168.40	
20	100	100	2	011600954	5	186.80	
20	125	100	3	011600955	5	221.50	

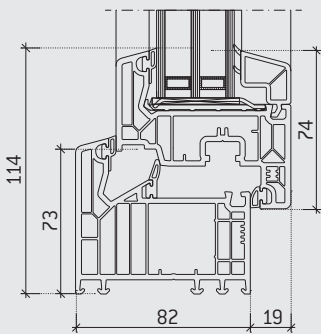
> NOTE: Special insulation thicknesses up to 36 cm and yard goods on request.

ACCESSORIES

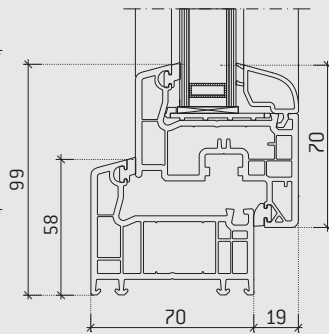


Mounting adhesive MEABOND for all MEA product systems

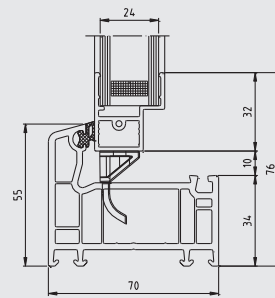
Designation	Item no.	Item/ PKU	€/ Item	MG
Mounting Adhesive MEABOND, white	016638894	20	13.60	LN

**CROSS SECTIONS (DIMENSIONS IN MM)**

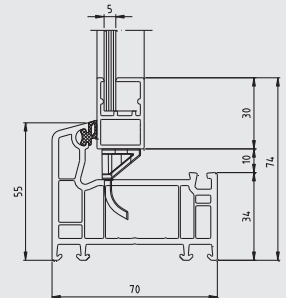
Cross section MEALON Premium



Cross section MEALON Komfort



Cross section MEALON Kipp Iso 24



Cross section MEALON Kipp E

**MEALON INDIVIDUAL**

MEALON Individual windows are manufactured exactly according to requirements. Variable size, design, type of opening, glazing – that's how adaptable MEALON is. The range of designs is particularly extensive – here are a few examples:



- ✓ Safety glass – also with burglary protection class RC 2
- ✓ Versions with vertical post, single-leaf window and insert
- ✓ Double-leaf tilt windows – divided horizontally or vertically
- ✓ Double-leaf windows with cuff
- ✓ Fixed glass windows
- ✓ Ornamental glazings

**[WWW.MEA-GROUP.COM/DE/DOWNLOADS](http://WWW.MEA-GROUP.COM/DE/DOWNLOADS)**

Mounting instructions



Data sheet tilt and turn



Data sheet tilt



# THE ALL-ROUNDER IN THE REVEAL

MEALON Komfort  
with 5-chamber profile  
in living room quality (frame  
thickness 70 mm)



Complete windows for high-quality  
used basement rooms  
(frame thickness 82 mm)



TPE seal and glass  
retaining strips

Security fitting with  
mushroom heads



MEALON Premium with 7-chamber  
profile and triple glazing for the  
highest insulation properties  
(Frame thickness 82 mm)



Middle seal



Exhaust air or ventilation leafs for  
aeration and deaeration



With single or insulating glazing

## PVC WINDOWS MEALON

Tilt and turn

### TILT AND TURN PREMIUM

Complete window, white, with right or left-hand hinge (DIN R or DIN L), thermal insulation glazing, one-hand tilt and turn fitting (Roto NT with basic security), **sound insulation class 3** (35-39 dB), **triple glazing**,  $U_g = 0.7 \text{ W/m}^2\text{K}$ ,  $U_w = 1.0 \text{ W/m}^2\text{K}$ , TPE seal and glass retaining strips, modern design in living room quality, **7-chamber profile, frame thickness 82 mm**.



MEALON Tilt-Turn Premium

Shell construction clear dimension width in cm	Shell construction clear dimension height in cm	Width in cm	Height in cm	Frame thickness in cm	Item no. DIN L	Item no. DIN R	Item/ PKU	€/ Item	MG
80	60	79	59	8.2	021682386	021682186	22	297.00	FD
100	60	99	59	8.2	021682406	021682206	22	333.00	
100	80	99	79	8.2	021682408	021682208	11	356.50	
100	100	99	99	8.2	021682410	021682210	11	404.00	
125	100	124	99	8.2	021682425	021682225	11	499.50	

> **NOTE: Special glazing** (glass thicknesses up to 52 mm) see page 56 and on request.

Windows in **RC2 burglary protection class** on request.

Optionally with one or two **monitoring contacts**.

### TILT AND TURN KOMFORT

Complete window, white, with right or left-hand hinge (DIN R or DIN L), thermal insulation glazing, one-hand tilt and turn fitting (Roto NT with basic security), **sound insulation class 2** (30 - 34 dB), **double glazing**,  $U_g = 1.1 \text{ W/m}^2\text{K}$ ,  $U_w = 1.3 \text{ W/m}^2\text{K}$ , TPE seal and glass retaining strips, modern design in living room quality, **5-chamber profile, frame thickness 70 mm**.



MEALON Turn and tilt Komfort

Shell construction clear dimension width in cm	Shell construction clear dimension height in cm	Width in cm	Height in cm	Frame thickness in cm	Item no. DIN L	Item no. DIN R	Item/ PKU	€/ Item	MG
80	50	79	49	7	011685785	011685585	26	247.50	FD
80	60	79	59	7	011685786	011685586	26	258.50	
90	60	89	59	7	011685796	011685596	26	266.50	
100	50	99	49	7	011685805	011685605	26	274.50	
100	60	99	59	7	011685806	011685606	26	289.50	
100	80	99	79	7	011685808	011685608	13	309.50	
100	100	99	99	7	011685810	011685610	13	354.50	
125	100	124	99	7	011685825	011685625	13	434.00	

> **NOTE: Special glazing** (glass thicknesses up to 52 mm) see page 56 and on request.

Windows in **RC2 burglary protection class** on request.

Optionally with one or two **monitoring contacts**.

## PVC WINDOWS MEALON WITH LÜFTAIR

Ventilation window with 2-stage humidity-controlled regulation and programmable timer. Fan diameter 150 mm, highly efficient motors with the latest EC technology. Power connection with 230 V cable. **Frame thickness 70 mm.**



MEALON Komfort with MEALÜFT AIR (interior and exterior view),  $U_g = 1.1 \text{ W/m}^2\text{K}$

### Basement ventilator:

You can find more information and products for the automatic ventilation of basement rooms in the basement ventilator section

> page 182

Shell construction clear dimension width in cm	Shell construction clear dimension height in cm	Width in cm	Height in cm	Item no. DIN L	Item no. DIN R	Item/ PKU	€/ Item	MG
100	60	99	59	016637935	016637930	1	589.00	
100	80	99	79	016637945	016637940	1	620.00	LU
100	100	99	99	016637955	016637950	1	652.00	

> **NOTE:** Special sizes on request. Minimum size: Width 65 cm, height 55 cm, also available in the version MEALON Premium with triple glazing

## ACCESSORIES FOR TILT AND TURN WINDOWS



Backplate



Cover cap set



Wall anchor

Designation	Item no.	Item/ PKU	€/ Item	MG
<b>Backplate</b> , white	011688070	1	13.30	
<b>Cover cap set</b> , white (cover cap axer bearing, cover cap corner band, cover cap corner bearing, centre cap axer band)	011688076	1	13.30	FD
<b>Wall anchor</b> , 4 pieces	010688050	1	6.20	

## PVC WINDOWS MEALON

Kipp

## KIPP ISO 24

Complete window for rooms insensitive to moisture, white, insulating glass 24 mm, double glazing,  $U_g = 3.0 \text{ W/m}^2\text{K}$ , with circumferential TPE seal and unhinge lock, **frame thickness 70 mm.**



MEALON Kipp Iso 24

Shell construction clear dimension width in cm	Shell construction clear dimension height in cm	Width in cm	Height in cm	Frame thickness in cm	Item no.	Item/ PKU	€/ Item	MG
60	40	59	39	7	012684264	60	86.00	FD
60	50	59	49	7	012684265	60	95.10	
80	40	79	39	7	012684284	45	99.00	
80	50	79	49	7	012684285	30	108.60	
80	60	79	59	7	012684286	30	112.60	
90	60	89	59	7	012684296	30	122.20	
100	50	99	49	7	012684305	30	131.00	
100	60	99	59	7	012684306	30	132.80	
100	70	99	69	7	012684307	15	151.00	
100	80	99	79	7	012684308	15	162.80	
100	100	99	99	7	012684310	15	185.40	
125	100	124	99	7	012684325	15	216.50	

> **NOTE:** Also available with  $U_g = 1.1 \text{ W/m}^2\text{K}$ . Custom-made products, special glasses and other special products as of page 56.

### KIPP WITH SINGLE GLAZING (KIPP E)

Complete window for rooms insensitive to moisture, white, with 5 mm single glazing,  $U_g = 5.6 \text{ W/m}^2\text{K}$ , circumferential TPE seal and unihinge lock, **frame thickness 70 mm**.



MEALON Kipp E

Shell construction clear dimension width in cm	Shell construction clear dimension height in cm	Width in cm	Height in cm	Frame thickness in cm	Item no.	Item/ PKU	€/ Item	MG
60	40	59	39	7	012682064	60	54.30	FD
60	50	59	49	7	012682065	60	55.70	
70	40	69	39	7	012682074	45	57.40	
80	40	79	39	7	012682084	45	59.60	
80	50	79	49	7	012682085	30	60.50	
80	60	79	59	7	012682086	30	63.00	
90	60	89	59	7	012682096	30	67.00	
100	50	99	49	7	012682105	30	67.00	
100	60	99	59	7	012682106	30	72.50	
100	70	99	69	7	012682107	15	83.10	
100	80	99	79	7	012682108	15	87.10	
100	100	99	99	7	012682110	15	101.40	
125	100	124	99	7	012682125	15	112.60	

### KIPP WITH VENTILATION INSERT

Ventilation window, white, with single glass 5 mm, perforated plate crosswise (10 cm). **Frame thickness 70 mm**.



MEALON Kipp with ventilation insert

Shell construction clear dimension width in cm	Shell construction clear dimension height in cm	Width in cm	Height in cm	Frame thickness in cm	Free ventilation cross-section in cm <sup>2</sup>	Item no.	Item/ PKU	€/ Item	MG
60	40	59	39	7	230	012681881	64	126.80	FD
60	50	59	49	7	230	012681882	64	127.80	
70	40	69	39	7	241	012681883	48	128.60	
80	40	79	39	7	253	012681884	48	129.80	
80	50	79	49	7	253	012681885	64	131.80	
80	60	79	59	7	253	012681886	32	134.20	
90	60	89	59	7	264	012681887	32	137.60	
100	50	99	49	7	333	012681905	32	137.60	
100	60	99	59	7	333	012681906	16	143.20	
100	70	99	69	7	333	012681907	16	153.20	
100	80	99	79	7	333	012681908	16	158.20	
100	100	99	99	7	333	012681910	16	171.40	



## PVC WINDOWS MEALON

Kipp

## KIPP WITH EXHAUST AIR CONNECTION

Exhaust air window, white, with single glass 5 mm, exhaust air connection Ø 100 mm, incl. insect screen (bottom left seen from inside).

**Frame thickness 70 mm.**



MEALON Kipp with exhaust air connection

Shell construction clear dimension width in cm	Shell construction clear dimension height in cm	Width in cm	Height in cm	Frame thickness in cm	Item no.	Item/ PKU	€/ Item	MG
60	40	59	39	7	012681781	64	158.20	FD
60	50	59	49	7	012681782	64	160.00	
70	40	69	39	7	012681783	48	161.00	
80	40	79	39	7	012681784	48	162.40	
80	50	79	49	7	012681785	32	164.40	
80	60	79	59	7	012681786	32	166.60	
90	60	89	59	7	012681787	32	169.40	
100	50	99	49	7	012681805	32	169.40	
100	60	99	59	7	012681806	16	175.00	
100	70	99	69	7	012681807	16	185.60	
100	80	99	79	7	012681808	16	189.80	
100	100	99	99	7	012681810	16	203.50	

## ACCESSORIES FOR TILT WINDOWS

Designation	Item no.	Item/ PKU	€/ Item	MG
<b>Spare parts package for tilt windows</b> , white (long tilting shears, tilt handle driver, tilt bearing)	011688065	1	24.60	FD
<b>Spare parts package for tilt windows with a 1992-2005 year of manufacture</b> , white (4 tilt scissors [long: 41A288/289, short: 41A290/291], scissor holder, unhinge lock and locking pin, tilt handle driver, cover caps, friction lock and tongue)	010648510	1	17.80	LN

## PERFORATED GRID FOR TILT AND TURN KOMFORT, KIPP ISO 24 AND KIPP E

Powder-coated, with 10 x 10 mm perforation (RAL 7035, light grey), fastening in the cover frame (screws included), air passage 31 % of the window area.

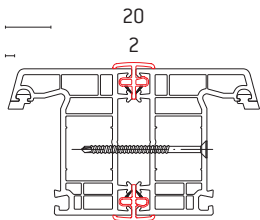


MEALON Perforated grid

Shell construction clear dimension width in cm	Shell construction clear dimension height in cm	Width in cm	Height in cm	Free ventilation cross-section in cm <sup>2</sup>	Item no.	Item/ PKU	€/ Item	MG
60	40	47.5	27.5	420	011685464	50	42.20	FD
60	50	47.5	37.5	588	011685465	50	49.00	
80	40	67.5	27.5	600	011685484	50	55.20	
80	50	67.5	37.5	902	011685485	50	64.40	
80	60	67.5	47.5	1,120	011685486	50	74.60	
90	60	77.5	47.5	1,269	011685496	30	82.80	
100	50	87.5	37.5	1,113	011685505	40	80.30	
100	60	87.5	47.5	1,431	011685506	40	86.50	
100	80	87.5	57.5	2,214	011685508	30	127.00	
100	100	87.5	87.5	2,809	011685510	20	150.40	

## COUPLING

Cover profile between two adjacent windows, white



Coupling, mounting example (dimensions in mm)

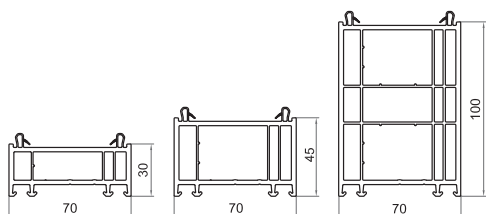
Length in cm	Item no.	Item/ PKU	€/ Item	MG
39	021687114	1	6.60	FD
49	021687115	1	7.10	
59	021687116	1	9.10	
69	021687117	1	10.60	
79	021687118	1	11.30	
89	021687119	1	13.30	
99	021687120	1	14.50	
as required (price per running metre)	021687110		14.50	

## PVC WINDOWS MEALON

Accessories for tilt and turn, and tilt

### COVER FRAME EXTENSIONS MEALON KOMFORT

White, cut to size according to window dimensions (clearance – 1 cm), calculation per running metre, **for frame thickness 70 mm**.

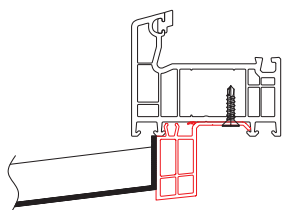


Height in cm	Item no.	Item/ PKU	€/rm	MG
3 (Type BRV 30)	021687111	1	24.60	FD
4.5 (Type BRV 45)	021687086	1	30.30	
10 (Type BRV 100)	021687108	1	53.00	

> **NOTE:** Frame extensions for **tilt and turn Premium**, frame thickness **82 mm**, on request.

### WINDOW SILL CONNECTIONS

White, ready cuts for standard windows or width on request (calculation per running meter).



Window sill connection, mounting example

Shell construction clear dimension width in cm	Width in cm	Height in cm	Item no.	Item/ PKU	€/ Item	MG
60	57	3	011680014	1	9.10	FD
80	77	3	011680015	1	11.30	
90	87	3	011680016	1	13.30	
100	97	3	011680017	1	14.50	
125	122	3	011680018	1	18.10	
Width on request, price per running meter		3	011680012	1	13.30	



**PVC WINDOWS MEALON**

Custom-made products

**SPECIAL GLASSES** (material group FS, prices on request)

Ornament No. 597



Ornament No. 178



Ornament No. 528



Ornament No. 504



Chinchilla

**Ornamental glass (only for tilt and turn Premium/Komfort and Kipp Iso 24)**

- ✓ Ornaments No. 597 (standard), No. 178, No. 504, No. 528, Chinchilla

**Safety glasses**

- ✓ ESG (single-pane safety glass 5 mm, only possible with Kipp E)
- ✓ VSG (laminated safety glass 6 mm, only possible with tilt and turn Komfort/Premium and Kipp Iso 24, total pane thickness 24 mm)
- ✓ Wired glass/wire ornament glass (7 mm for Kipp E)

**Other sound insulation classes upon request.**

**VENTILATION AND EXHAUST LEAF FOR TILT WITH SINGLE GLAZING** (material group FS, prices on request)**Ventilation leaf**

- ✓ 10 cm high perforated sheet insert mounted transversely at the top in the tilt leaf (min. 250 cm<sup>2</sup> ventilation cross-section).
- ✓ Window height/window width min. 50 cm.

**Exhaust air leaf**

- ✓ With exhaust air connection Ø 100 mm incl. insect screen (white).
- ✓ Window height min. 50 cm, window width min. 50 cm.

**PERFORATED GRID** (material group FS, prices on request)

Special perforated grids are available on request. Please ask us.

**CUSTOM-MADE TILT AND TURN** (material group FS, prices on request)



**Dimensions tilt and turn Premium**

- / Width: from 50 cm to 130 cm
- / Height: from 50 cm to 130 cm



**Dimensions tilt and turn Komfort**

- / Width: from 43 cm to 130 cm
- / Height: from 42 cm to 120 cm

**CUSTOM-MADE KIPP** (material group FS, prices on request)



**Dimensions Kipp E**

- / Width: from 30 cm to 120 cm
- / Height: from 30 cm to 120 cm



**Dimensions Kipp Iso 24**

- / Width: from 30 cm to 130 cm
- / Height: from 30 cm to 120 cm



## PVC WINDOWS MEALON INDIVIDUAL

### MEALON INDIVIDUAL

MEALON Individual windows are manufactured exactly according to requirements. Size, design, type of opening, glazing – never before has MEALON been so adaptable. **Profile thickness 70 mm.**

### MULTIFUNCTIONAL WINDOWS

Version with vertical post, prepared for insert part on the left (reversed fixture possible), colour white.



#### Tilt and turn version

- ✓ Width: from 60 to 150 cm
- ✓ Height: from 38 to 150 cm
- ✓ Dimension insert: 24 cm
- ✓ Glazing: Thermal insulation glass 24 mm ( $U_g = 1.1 \text{ W/m}^2\text{K}$ )
- ✓ Special glazing on request



#### Tilt version

- ✓ Width: from 50 to 125 cm
- ✓ Height: from 30 to 100 cm
- ✓ Dimension insert: 24 cm
- ✓ Glazing: Single glass 5 mm ( $U_g = 5.6 \text{ W/m}^2\text{K}$ )
- ✓ Special glazing on request



#### Possible application parts

- ✓ 24 mm Iso panel
  - ✓ 24 mm Iso panel with  $\emptyset 100 \text{ mm}$  bore
  - ✓ Perforated sheet galvanised, powder-coated, 10 x 10 mm perforation (not shown)
  - ✓ Gill plate, galvanised, powder-coated
- Can only be ordered in conjunction with multifunction window!

### TILT WINDOW DOUBLE-LEAF, HORIZONTALLY OR VERTICALLY DIVIDED

Divided in the middle with transom (asymmetrical division with fixed glass part possible), colour white.



#### Vertically divided

- ✓ Width: 100 to 250 cm
- ✓ Height: 80 to 130 cm



#### Horizontally divided

- ✓ Width: 80 to 130 cm
- ✓ Height: 100 to 230 cm

#### Glazing

- ✓ Thermal insulation glass 24 mm ( $U_g = 1.1 \text{ W/m}^2\text{K}$ )
- ✓ Special glazing on request

### ONE-HAND TILT WINDOW, SINGLE-LEAF

With 5-chamber cover frame, backing plate top centre and concealed Roto NT fitting, colour white.  
Alternative for skylight fitting.

**Dimensions**

- ✓ Width: 30 to 110 cm
- ✓ Height: 30 to 80 cm

**Glazing**

- ✓ Thermal insulation glass 24 mm ( $U_g = 1.1 \text{ W/m}^2\text{K}$ )
- ✓ Special glazing on request

### ONE-HAND TURN WINDOW, SINGLE-LEAF

With 5-chamber cover frame, backing plate top centre and concealed Roto NT fitting, DIN R or DIN L, colour white.

**Dimensions**

- ✓ Width: 30 to 100 cm
- ✓ Height: 30 to 110 cm

**Glazing**

- ✓ Thermal insulation glass 24 mm ( $U_g = 1.1 \text{ W/m}^2\text{K}$ )
- ✓ Special glazing on request

### TURN OR TILT AND TURN, DOUBLE-LEAF

With 5-chamber cover frame, secondary leaf or post, asymmetrical division possible, colour white.

**Dimensions**

- ✓ Width: 100 to 250 cm
- ✓ Height: 80 to 130 cm

**Glazing**

- ✓ Thermal insulation glass 24 mm ( $U_g = 1.1 \text{ W/m}^2\text{K}$ )
- ✓ Special glazing on request

### FIXED GLASS WINDOWS

With 5-chamber cover frame, thermal insulation glazing, colour white.

**Dimensions**

- ✓ Width: 20 to 250 cm (from 180 cm with post)
- ✓ Height: 20 to 180 cm (from 180 cm with post)

**Glazing**

- ✓ Thermal insulation glass 24 mm ( $U_g = 1.1 \text{ W/m}^2\text{K}$ )
- ✓ Special glazing on request

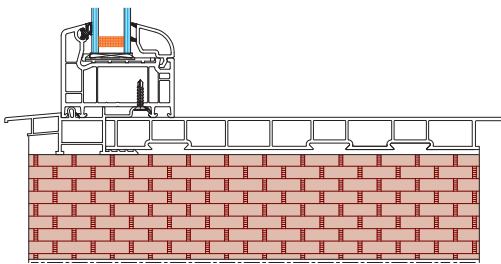
Individual windows for special applications such as **agricultural, hall, light and special constructions** are also part of our delivery program. Due to the different, application-specific basic types, the casing designs can be made to fit any wall construction and any desired mounting situation.

Please contact the responsible field service in your area. The overview of our field service can be found starting from page 6.

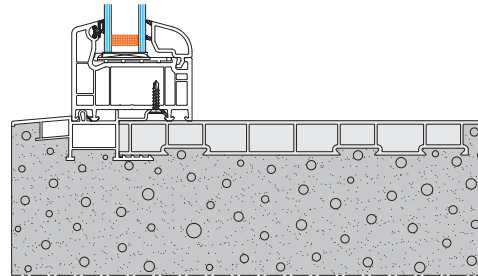
# INDIVIDUAL WINDOWS FOR SPECIAL REQUIREMENTS

## THE MEAVARIO BASIC TYPES

### Type 1: Window sill inside (e.g. pig stall, industrial hall)

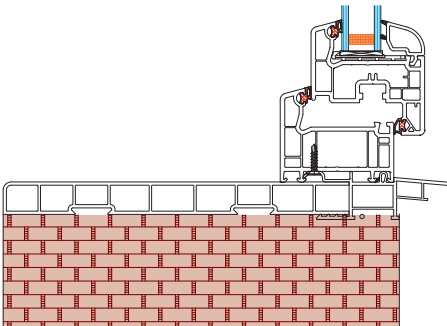


Design A: Masonry

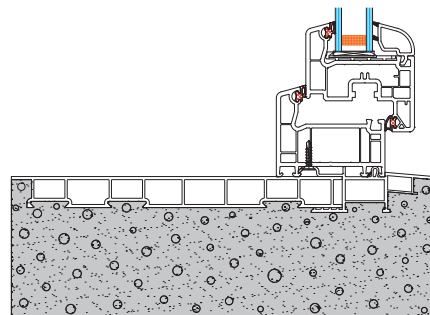


Version B: concreted walls

### Type 2: Exterior window sill (e.g. poultry house)

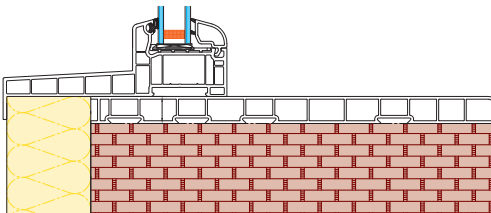


Design A: Masonry

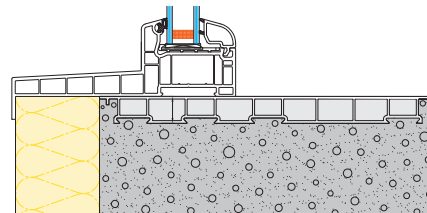


Version B: concreted walls

### Type 3: Insulation up to 120 mm



Design A: Masonry



Version B: concreted walls

For more information, please see our brochure **Solutions for agricultural and commercial buildings** or our website at [www.mea-group.com/de/products/zargenfenstersystem-meavario/](http://www.mea-group.com/de/products/zargenfenstersystem-meavario/)



# STEEL BASEMENT WINDOWS MEALIT



[WWW.MEA-GROUP.COM/DE/DOWNLOADS](http://WWW.MEA-GROUP.COM/DE/DOWNLOADS)




Mounting instructions



Data sheet

# ROBUST, DURABLE, MAINTENANCE-FREE



The MEALIT system products offer a wide range of solutions for the protection of basements and substructures. The steel basement windows MEALIT are extremely durable and protect against theft and vandalism. The basement windows MEALIT allow for a ventilation of basements while preventing pests or debris from entering.

- ✓ The glass leaf can be opened independently of the grating leaf
- ✓ Particularly suitable for moisture-insensitive utility rooms
- ✓ The sturdy construction offers a high level of protection against burglary and vandalism
- ✓ Single-leaf and multi-leaf (with fixed centre section) available
- ✓ Custom made products upon request



**STEEL BASEMENT WINDOWS MEALIT**

Single or double-leaf

**STEEL BASEMENT WINDOWS MEALIT**


In the turn design, with toughened safety glass (ESG 4 mm) and grating leaf, hot-dip galvanised steel with un hinge lock, plastic lock and wall anchor.



MEALIT single-leaf

**Single-leaf, DIN R**

Shell construction clear dimension width in cm	Shell construction clear dimension height in cm	Width in cm	Height in cm	Window surface in m <sup>2</sup>	Free ventilation cross-section in cm <sup>2</sup>	Item no.	Item/ PKU	€/ Item	MG
50	40	49	39	0.19	475	010220154	42	72.60	KV
50	50	49	49	0.24	650	010220155	37	85.30	
60	30	59	29	0.17	403	010220163	56	71.00	
60	40	59	39	0.23	589	010220164	56	78.70	
60	50	59	49	0.29	837	010220165	33	91.40	
70	40	69	39	0.27	760	010220174	34	90.50	
75	50	74	49	0.36	1,080	010220175	37	107.00	



MEALIT double-leaf

**Double-leaf**

Shell construction clear dimension width in cm	Shell construction clear dimension height in cm	Width in cm	Height in cm	Window surface in m <sup>2</sup>	Free ventilation cross-section in cm <sup>2</sup>	Item no.	Item/ PKU	€/ Item	MG
80	40	79	39	0.31	760	010220284	46	123.40	KV
80	50	79	49	0.39	1,026	010220285	35	131.40	
80	60	79	59	0.47	1,254	010220286	27	147.60	
90	50	89	49	0.44	1,188	010220295	35	145.60	
100	50	99	49	0.49	1,352	010220305	33	153.60	
100	60	99	59	0.58	1,716	010220306	27	171.40	
100	80	99	79	0.78	2,444	010220308	15	223.50	
100	100	99	99	0.98	3,120	010220310	15	290.50	

## ACCESSORIES

Designation	Item no.	Item/ PKU	€/Item	MG
Replacement handle for single-leaf window	010234670	1	5.50	KV
Replacement handle for double-leaf window	010234672	1	5.50	

> **NOTE:** Order spare parts online at [shop.mea-bausysteme.com](http://shop.mea-bausysteme.com)

## CUSTOM-MADE PRODUCTS (All prices on request)

### Dimensions

- ✓ Single-leaf basement window: min. 20 x 20 cm, max. 85 x 65 cm
- ✓ Double-leaf basement window: min. 60 x 25 cm, max. 120 x 130 cm
- ✓ Tripple-leaf basement window: min. 120 x 25 cm, max. 180 x 130 cm
- ✓ Four-leaf basement window: min. 180 x 25 cm, max. 240 x 130 cm

### Further options:

- ✓ Left-hand hinged DIN L for single-leaf window
- ✓ Removable centre piece for double-leaf window

## INSULATED MOUNTING PANEL MEAFIX

We do not use just any insulation material for our insulated mounting panels, we use the rigid XPS foam. It is specially approved for the in-ground use, with a thermal conductivity of  $0.038 \text{ W}/(\text{m}^2\text{K})$ . Directives on energy efficiency are thus complied with without any problems.

**Insulated mounting panels MEAFIX are:**

- ✓ Equipped with a laminated surface
- ✓ Directly paintable, no plastering necessary
- ✓ Suitable for all casement window systems from MEA
- ✓ Easy to align with the window opening
- ✓ Quickly and easily configured with the MEA

Connect configurator:

[www.mea-group.com/connect](http://www.mea-group.com/connect)

# FASTER, SIMPLER AND ALWAYS THERMAL-BRIDGE FREE

Light well type	For GRP light wells		For concrete light wells
Mounting	Waterproof mounting	Standard mounting	
			
	<b>NEW</b>		
Product	MEAFIX PRO	MEAFIX for GRP	MEAFIX for concrete
	<b>As of page 68</b>	<b>As of page 76</b>	<b>As of page 82</b>
Standard cut-outs for all MEA windows	up to size 100 x 100 cm	up to size 125 x 100 cm	up to size 100 x 100 cm
Special sizes and special cut-outs	•	–	•
Accessories / Mounting kits	<b>page 73</b>	<b>page 81</b>	<b>page 90</b>



**NEW**

# INSULATED MOUNTING PANEL MEAFIX PRO FOR GRP LIGHT WELLS

Insulated mounting panels

GRP light wells

Concrete light wells


Basement ventilator

Pipe ducts

Foot scraper

Drainage

## LIGHT WELL MOUNTING WITH MEAFIX PRO



After priming the concrete wall, mix and apply the thick coating. Glue MEAFIX PRO to the wall and secure against slipping.



Apply mounting adhesive MEABOND to the perimeter masking frame and then push it evenly into the opening. MEAFIX PRO apply circumferential seal with 2-layer mineral thick coating and embedded glass fibre fabric.



Screw in insulation material dowels at the marked fixing points (depending on the type of light well). Evenly apply adhesive MEAAQUA onto the light well flange. Hang the light well with the inserted grating in at the top, then screw in the screws at the top and bottom and fix the light well in place. Ready!

## SIMPLY ORDERED WITH THE CONNECT CONFIGURATOR



With the MEA Connect Configurator, you can automatically plan everything correctly for a wide range of requirements and combine safety and time savings: [www.mea-group.com/connect](http://www.mea-group.com/connect)

## WWW.MEA-GROUP.COM/DE/DOWNLOADS



Mounting instructions



Data sheet



Dimension sheet



# MEAFIX PRO

## WATER PRESSURE-TIGHT MOUNTING MADE EASY

**+** Fixing markings for almost all GRP light wells from MEA (red for MEAMAX, black for MEAMULTINORM): no measuring, no drilling

**+** High UV and weather resistance

**+** Window cut-outs made to measure, thus windows of any manufacturer are possible

**+** Ergonomic working: particularly light board (approx. 50% less weight compared to insulated panel mounting panel MEAFIX)

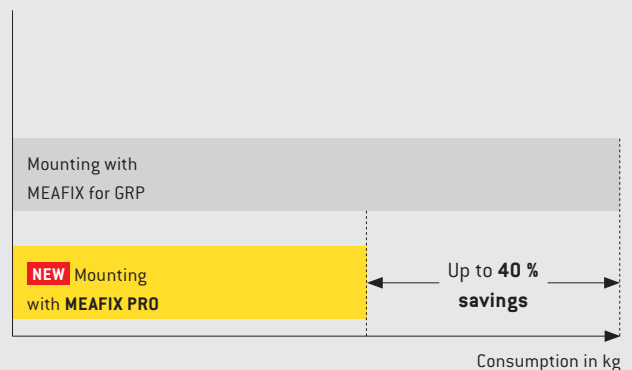
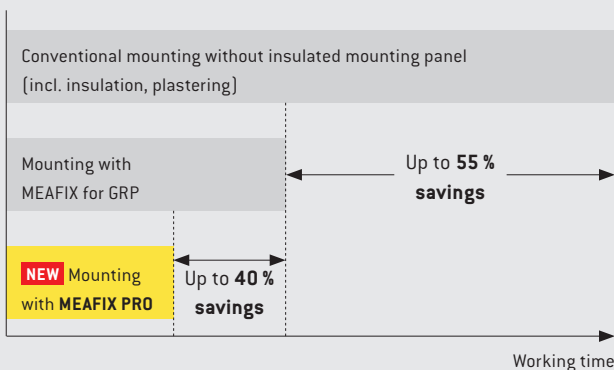
**+** Time and material savings: XPS insulation material is fully coated on the top and sides with a special MEA with a special coating

**+** Waterproof and chemical-resistant surface, therefore particularly hard-wearing

### WATER PRESSURE-TIGHT LIGHT WELL MOUNTING ON MEAFIX INSULATED MOUNTING PANELS

Comparison of the effective working hours

Exemplary comparison consumables Superflex D24



Insulated mounting panels  
GRP light wells  
Concrete light wells  
Basement ventilator  
Pipe ducts  
Foot scraper  
Drainage



**INSULATED MOUNTING PANEL**

Made of 10 cm, 12 cm, 14 cm, 16 cm, 18 cm or 20 cm XPS insulation material (polystyrene extruded foam), with closed front, edge waterproof coating and colour-coded fixing points. Suitable for all DWD mountings with the GRP light wells MEAMAX AQUA and MEAMULTINORM 3-in-1 in the sizes mentioned below. **Special sizes and special cut-outs are also available for standard mountings with all GRP light wells.**



Insulated mounting panel MEAFIX PRO for GRP light wells

**1) Assignment of the matching light wells**

MEAMAX:		MEAMULTINORM:	
80 x 60- 85 x 40 .....	A	80 x 60 x 40 .....	A
100 x 60- 85 x 40 .....	B	80 x 100 x 40 .....	A
100 x 85-110 x 40 .....	B	100 x 100 x 40 .....	B
100 x 100-125 x 40 .....	B	100 x 130 x 40 .....	C
100 x 125-150 x 40 .....	C	125 x 100 x 40/60 .....	D
125 x 100-125 x 40 .....	D	125 x 130 x 60 .....	D

**For MEA casing size 80 x 50 cm** (width x height)

Insulation thickness in cm	For light well <sup>1)</sup>	Width in cm	Height in cm	Superflex consumption in kg	Item no.	Item/ PKU	€/ Item	MG
10	A, B	125	116	12	010864800	13	224.00	MF
10	A, B, C	125	147	14	010864836	13	267.00	
12	A, B	125	116	12	010864801	11	232.50	
12	A, B, C	125	147	15	010864837	11	278.50	
14	A, B	125	116	13	010864802	9	248.00	
14	A, B, C	125	147	15	010864838	9	300.00	
16	A, B	125	116	13	010864803	8	256.50	
16	A, B, C	125	147	16	010864839	8	311.50	
18	A, B	125	116	13	010864804	7	265.00	
18	A, B, C	125	147	16	010864840	7	323.00	
20	A, B	125	116	14	010864805	7	273.50	
20	A, B, C	125	147	17	010864841	7	334.50	

**For MEA casing size 80 x 60 cm** (width x height)

Insulation thickness in cm	For light well <sup>1)</sup>	Width in cm	Height in cm	Superflex consumption in kg	Item no.	Item/ PKU	€/ Item	MG
10	A, B	125	116	12	010864806	13	215.50	MF
10	A, B, C	125	147	14	010864842	13	258.50	
12	A, B	125	116	12	010864807	11	223.50	
12	A, B, C	125	147	15	010864843	11	269.50	
14	A, B	125	116	13	010864808	9	238.00	
14	A, B, C	125	147	15	010864844	9	289.50	
16	A, B	125	116	13	010864809	8	245.50	
16	A, B, C	125	147	16	010864845	8	300.50	
18	A, B	125	116	13	010864810	7	253.50	
18	A, B, C	125	147	16	010864846	7	311.50	
20	A, B	125	116	14	010864811	7	261.50	
20	A, B, C	125	147	17	010864847	7	322.50	

# INSULATED MOUNTING PANEL MEAFIX PRO FOR GRP LIGHT WELLS

**NEW**



Insulated mounting panel MEAFIX PRO for GRP light wells

**<sup>1)</sup> Assignment of the matching light wells**

MEAMAX:		MEAMULTINORM:	
80 x 60- 85 x 40	..... A	80 x 60 x 40	..... A
100 x 60- 85 x 40	..... B	80 x 100 x 40	..... A
100 x 85-110 x 40	..... B	100 x 100 x 40	..... B
100 x 100-125 x 40	..... B	100 x 130 x 40	..... C
100 x 125-150 x 40	..... C	125 x 100 x 40/60	..... D
125 x 100-125 x 40	..... D	125 x 130 x 60	..... D

**For MEA casing size 100 x 50 cm (width x height)**

Insulation thickness in cm	For light well <sup>1)</sup>	Width in cm	Height in cm	Superflex consumption in kg	Item no.	Item/ PKU	€/ Item	MG
10	B	125	116	12	010864812	13	213.50	MF
10	B, C	125	147	14	010864848	13	256.50	
10	D	154	147	16	010864860	13	304.50	
12	B	125	116	12	010864813	11	221.00	MF
12	B, C	125	147	15	010864849	11	267.50	
12	D	154	147	17	010864861	11	318.50	
14	B	125	116	13	010864814	9	235.50	MF
14	B, C	125	147	15	010864850	9	287.50	
14	D	154	147	17	010864862	9	344.50	
16	B	125	116	13	010864815	8	243.00	MF
16	B, C	125	147	16	010864851	8	298.00	
16	D	154	147	18	010864863	8	358.50	
18	B	125	116	13	010864816	7	251.00	MF
18	B, C	125	147	16	010864852	7	309.00	
18	D	154	147	18	010864864	7	372.50	
20	B	125	116	14	010864817	7	259.00	MF
20	B, C	125	147	17	010864853	7	319.50	
20	D	154	147	19	010864865	7	387.00	

**For MEA casing size 100 x 60 cm (width x height)**

Insulation thickness in cm	For light well <sup>1)</sup>	Width in cm	Height in cm	Superflex consumption in kg	Item no.	Item/ PKU	€/ Item	MG
10	B	125	116	11	010864818	13	202.50	MF
10	B, C	125	147	14	010864854	13	246.00	
10	D	154	147	16	010864866	13	293.50	
12	B	125	116	12	010864819	11	209.50	MF
12	B, C	125	147	14	010864855	11	256.00	
12	D	154	147	16	010864867	11	307.00	
14	B	125	116	12	010864820	9	222.50	MF
14	B, C	125	147	15	010864856	9	274.50	
14	D	154	147	17	010864868	9	331.50	
16	B	125	116	13	010864821	8	229.50	MF
16	B, C	125	147	15	010864857	8	284.50	
16	D	154	147	17	010864869	8	345.00	
18	B	125	116	13	010864822	7	236.50	MF
18	B, C	125	147	15	010864858	7	294.50	
18	D	154	147	17	010864870	7	358.50	
20	B	125	116	14	010864823	7	243.50	MF
20	B, C	125	147	16	010864859	7	304.50	
20	D	154	147	19	010864871	7	371.50	

# INSULATED MOUNTING PANEL MEAFIX PRO FOR GRP LIGHT WELLS

**NEW**

Insulated mounting panels



Insulated mounting panel MEAFIX PRO for GRP light wells

**1) Assignment of the matching light wells**

MEAMAX:		MEAMULTINORM:	
80 x 60- 85 x 40	..... A	80 x 60 x 40	..... A
100 x 60- 85 x 40	..... B	80 x 100 x 40	..... A
100 x 85-110 x 40	..... B	100 x 100 x 40	..... B
100 x 100-125 x 40	..... B	100 x 130 x 40	..... C
100 x 125-150 x 40	..... C	125 x 100 x 40/60	..... D
125 x 100-125 x 40	..... D	125 x 130 x 60	..... D

**For MEA casing size 100 x 80 cm** (width x height)

Insulation thickness in cm	For light well <sup>1)</sup>	Width in cm	Height in cm	Superflex consumption in kg	Item no.	Item/ PKU	€/ Item	MG
10	B, C	125	147	13	010864824	13	224.50	MF
10	D	154	147	15	010864872	13	272.00	
12	B, C	125	147	14	010864825	11	233.00	
12	D	154	147	16	010864873	11	284.00	
14	B, C	125	147	14	010864826	9	248.50	
14	D	154	147	16	010864874	9	306.00	
16	B, C	125	147	15	010864827	8	257.50	
16	D	154	147	17	010864875	8	317.50	
18	B, C	125	147	15	010864828	7	266.00	
18	D	154	147	17	010864876	7	329.50	
20	B, C	125	147	16	010864829	7	274.50	
20	D	154	147	18	010864877	7	341.50	

**For MEA casing size 100 x 100 cm** (width x height)

Insulation thickness in cm	For light well <sup>1)</sup>	Width in cm	Height in cm	Superflex consumption in kg	Item no.	Item/ PKU	€/ Item	MG
10	B, C	125	156	13	010864830	13	215.50	MF
10	D	154	153	15	010864878	13	261.00	
12	B, C	125	156	14	010864831	11	223.50	
12	D	154	153	16	010864879	11	272.00	
14	B, C	125	156	14	010864832	9	238.00	
14	D	154	153	17	010864880	9	292.50	
16	B, C	125	156	15	010864833	8	246.00	
16	D	154	153	17	010864881	8	303.50	
18	B, C	125	156	15	010864834	7	254.00	
18	D	154	153	17	010864882	7	314.50	
20	B, C	125	156	16	010864835	7	262.00	
20	D	154	153	18	010864883	7	326.00	

GRP light wells

Concrete light wells

Basement ventilator

Pipe ducts

Foot scraper

Drainage

**COVER PROFILE**

For insulated mounting panel MEAFIX PRO. Made of stainless steel.



Cover profile

Insulation thickness in cm	Length in cm	Item no.	Item/ PKU	€/Item	MG
10	125	010864885	1	27.90	MF
10	154	010864891	1	34.30	
12	125	010864886	1	31.30	
12	154	010864892	1	38.60	
14	125	010864887	1	36.30	
14	154	010864893	1	44.70	
16	125	010864888	1	40.90	
16	154	010864894	1	50.30	
18	125	010864889	1	43.70	
18	154	010864895	1	53.90	
20	125	010864890	1	47.10	
20	154	010864896	1	58.00	

## MOUNTING KITS



Mounting kit for attachments and intermediate elements



Grate lift-off protection



Mounting kit for MEAMAX AQUA

### Mounting kits MEAFIX PRO for AQUA mounting

Designation	Item no.	€/Item	MG
<b>Mounting kit for light well MEAMAX AQUA (width 80 and width 100 cm (except 100 x 125-150)) as well as MEAMULTINORM 3-in-1 (width 80 and width 100 cm) when using the MEA insulated mounting panels</b> (without grate lift-off protection), consisting of 2x AQUA mounting adhesive cartridges, light well fastening (insulation material dowels and screws)	010865732	134.00	MF
<b>Mounting kit for light wells MEAMAX AQUA (100 x 125-150 and width 125), as well as MEAMULTINORM 3-in-1 (100 x 130 x 40 and width 125 cm) when using the MEA insulated mounting panels</b> (without grate lift-off protection), consisting of 3x AQUA mounting adhesive cartridges, light well fastening (insulation material dowels and screws)	010865733	192.00	
<b>Weber.tec Superflex D24</b> (reactive waterproofing, 24 kg)	010865750	176.20	
<b>Weber.prim 801</b> (primer, 1 litre, sufficient for 4 panels)	010865755	13.20	
<b>Weber.sys 981</b> (glass silk fabric, 1 strip a 1x0.5 m), cutting to size must be carried out on site	010865764	5.70	
<b>NEW Repair sealing tape for coating MEAFIX PRO</b> (adhesive sealing tape 10 x 10 cm)	051306345	4.90	LI
<b>Grate lift-off protection</b> for AQUA light wells	010868101	9.80	

### Mounting kits MEAFIX PRO, walk-on

Designation	Item no.	€/Item	MG
<b>Mounting kit for MEAFIX PRO and light wells</b> for mounting on concrete walls and masonry (without grate lift-off protection), consisting of 3x cartridges of mounting adhesive, light well fastener (insulation material dowels and screws)	010865730	46.60	MF
<b>Mounting kit for intermediate elements MEAMAX and attachments MEAMULTINORM on MEAFIX PRO</b> (insulation material dowels and screws)	010865770	17.20	
<b>Mounting adhesive MEAFIX grey</b> , 1 piece per top unit necessary	010865745	10.20	LI
<b>Grate lift-off protection</b> (2 pieces bracket, dowels and screws)	010865905	5.30	

### Mounting kits MEAFIX PRO, car passable


Designation	Item no.	€/Item	MG
<b>Mounting adhesive MEAFIX grey</b> , 3 piece per insulated mounting panel necessary	010865745	10.20	MF
Additionally for insulation up to <b>12 cm</b>	010865970	23.40	LI
Additionally for insulation up to <b>16 cm</b>	010865975	35.00	





**LIGHT WELL MOUNTING WITH MEAFIX**

Apply adhesive evenly to the back of the insulation material. Then press against the wall, while aligning with window casing, if possible insert perimeter masking frame for positioning (clamp if necessary). Support against lowering.



Light well mounting: Depending on the type of light well, screw in insulation material dowels at the appropriate position. Hang the light well with the inserted grating in at the top, then screw in the screws at the top and bottom and fix the light well in place. Ready!

**SIMPLY ORDERED WITH THE CONNECT CONFIGURATOR**

With the MEA Connect Configurator, you can automatically plan everything correctly for a wide range of requirements and combine safety and time savings: [www.mea-group.com/connect](http://www.mea-group.com/connect)

**WWW.MEA-GROUP.COM/DE/DOWNLOADS**

Mounting instructions



Data sheet

# LIGHT WELL MOUNTING: WITHOUT MEASURING, WITHOUT DRILLING, WITHOUT THERMAL BRIDGES



Perfectly matched to each other: The insulated mounting panel MEAFIX for GRP light wells contains integrated fixing points for all light wells MEAMAX and MEAMULTINORM 3-in-1. Select the window cut-out to match the used MEA casement window. The reveal is neatly concealed with the perimeter masking frame MEAFRAME in a single work step.

# INSULATED MOUNTING PANEL MEAFIX FOR GRP LIGHT WELLS

## INSULATED MOUNTING PANEL

Made of 10 cm, 12 cm, 14 cm, 16 cm, 18 cm or 20 cm XPS insulation material (polystyrene extruded foam), laminated with 4 mm thick fibre cement board, integrated fixing points suitable for all light wells MEAMAX and MEAMULTINORM 3-in-1 in the sizes mentioned below.



Insulated mounting panel MEAFIX for GRP light wells

### <sup>1)</sup> Assignment of the matching light wells

MEAMAX:		MEAMULTINORM:	
80 x 60- 85 x 40	A	80 x 60 x 40	A
100 x 60- 85 x 40	B	80 x 100 x 40	A
100 x 85-110 x 40	B	100 x 100 x 40	B
100 x 100-125 x 40	B	100 x 130 x 40	C
100 x 125-150 x 40	C	125 x 100 x 40/60	D
125 x 100-125 x 40	D	125 x 130 x 60	D

### For MEA casing size 80 x 50 cm (width x height)

Insulation thickness in cm	For light well <sup>1)</sup>	Width in cm	Height in cm	Superflex consumption in kg	Item no.	Item/ PKU	€/ Item	MG
10	A	113	105	15	010865700	20	143.00	MF
10	B, C	133	147	20	010865701	20	180.40	
12	A	113	105	15	010865660	18	154.40	
12	B, C	133	147	20	010865661	18	194.40	
14	B, C	133	147	24	010865690	10	243.00	
16	B, C	133	147	24	010865691	10	252.50	
18	B, C	133	147	24	010865692	10	262.00	
20	B, C	133	147	24	010865693	10	271.50	

### For MEA casing size 80 x 60 cm (width x height)

Insulation thickness in cm	For light well <sup>1)</sup>	Width in cm	Height in cm	Superflex consumption in kg	Item no.	Item/ PKU	€/ Item	MG
10	A	113	107	15	010865705	20	144.80	MF
10	B	122	107	15	010865706	20	153.20	
10	B, C	133	147	20	010865708	20	192.40	
12	A	113	107	15	010865665	18	149.40	
12	B	122	107	15	010865666	18	169.60	
12	B, C	133	147	20	010865668	18	198.80	
14	B, C	133	147	24	010865704	14	235.00	
16	B, C	133	147	24	010865709	12	244.00	
18	B, C	133	147	24	010865780	10	253.50	
20	B, C	133	147	24	010865790	20	262.50	

### For MEA casing size 100 x 50 cm (width x height)

Insulation thickness in cm	For light well <sup>1)</sup>	Width in cm	Height in cm	Superflex consumption in kg	Item no.	Item/ PKU	€/ Item	MG
10	B	133	105	20	010865710	20	159.40	MF
10	B, C	133	147	24	010865711	20	206.00	
10	D	156	147	24	010865712	20	236.50	
12	B	133	105	20	010865670	18	165.00	
12	B, C	133	147	24	010865671	18	216.50	
12	D	156	147	24	010865713	16	247.50	
14	B, C	133	147	24	010865752	14	233.00	
16	B, C	133	147	24	010865753	12	242.00	
18	B, C	133	147	24	010865781	10	251.00	
20	B, C	133	147	24	010865791	10	260.00	

# INSULATED MOUNTING PANEL MEAFIX FOR GRP LIGHT WELLS



Insulated mounting panel MEAFIX for GRP light wells

## <sup>1)</sup> Assignment of the matching light wells

MEAMAX:		MEAMULTINORM:	
80 x 60- 85 x 40	A	80 x 60 x 40	A
100 x 60- 85 x 40	B	80 x 100 x 40	A
100 x 85-110 x 40	B	100 x 100 x 40	B
100 x 100-125 x 40	B	100 x 130 x 40	C
100 x 125-150 x 40	C	125 x 100 x 40/60	D
125 x 100-125 x 40	D	125 x 130 x 60	D

### For MEA casing size 100 x 60 cm (width x height)

Insulation thickness in cm	For light well <sup>1)</sup>	Width in cm	Height in cm	Superflex consumption in kg	Item no.	Item/ PKU	€/ Item	MG
10	B	133	107	15	010865715	20	153.40	MF
10	B, C	133	147	24	010865716	20	199.20	
10	D	156	147	24	010865717	20	228.50	
12	B	133	107	15	010865675	18	167.20	
12	B, C	133	147	24	010865676	18	208.50	
12	D	156	147	24	010865677	16	239.00	
14	B, C	133	147	24	010865718	14	231.50	
16	B, C	133	147	24	010865719	12	233.00	
18	B, C	133	147	24	010865782	10	241.00	
20	B, C	133	147	24	010865792	20	256.00	

### For MEA casing size 100 x 80 cm (width x height)

Insulation thickness in cm	For light well <sup>1)</sup>	Width in cm	Height in cm	Superflex consumption in kg	Item no.	Item/ PKU	€/ Item	MG
10	B, C	133	147	20	010865720	20	181.20	MF
10	D	156	147	24	010865721	20	212.00	
12	B, C	133	147	24	010865680	18	190.00	
12	D	156	147	24	010865681	16	221.00	
14	B, C	133	147	24	010865722	14	224.00	
16	B, C	133	147	24	010865723	12	241.50	
18	B, C	133	147	24	010865783	10	254.00	
20	B, C	133	147	24	010865793	20	262.50	

### For MEA casing size 100 x 100 cm (width x height)

Insulation thickness in cm	For light well <sup>1)</sup>	Width in cm	Height in cm	Superflex consumption in kg	Item no.	Item/ PKU	€/ Item	MG
10	B, C	133	157	20	010865725	20	177.60	MF
10	D	156	157	24	010865726	20	209.00	
12	B, C	133	157	24	010865685	18	188.20	
12	D	156	157	24	010865686	16	218.00	
14	B, C	133	157	24	010865724	14	216.00	
16	B, C	133	157	24	010865728	12	248.00	
18	B, C	133	157	24	010865784	10	262.00	
20	B, C	133	157	24	010865794	10	273.00	

### For MEA casing size 125 x 100 cm (width x height)

Insulation thickness in cm	For light well <sup>1)</sup>	Width in cm	Height in cm	Superflex consumption in kg	Item no.	Item/ PKU	€/ Item	MG
10	D	156	157	24	010865727	20	188.80	MF
12	D	156	157	24	010865687	16	207.50	

## INSULATED MOUNTING PANEL MEAFIX FOR GRP LIGHT WELLS

### INSULATED MOUNTING PANEL CLOSED

Made of 10 cm, 12 cm, 14 cm and 16 cm XPS insulation material (polystyrene extruded foam), laminated with 4 mm thick fibre cement board, without window cut-out.



#### <sup>1)</sup> Assignment of the matching light wells

##### MEAMAX:

80 x 60- 85 x 40 .....	A
100 x 60- 85 x 40 .....	B
100 x 85-110 x 40 .....	B
100 x 100-125 x 40 .....	B
100 x 125-150 x 40 .....	C
125 x 100-125 x 40 .....	D

##### MEAMULTINORM:

80 x 60 x 40 .....	A
80 x 100 x 40 .....	A
100 x 100 x 40 .....	B
100 x 130 x 40 .....	C
125 x 100 x 40/60 .....	D
125 x 130 x 60 .....	D

Insulated mounting panels MEAFIX closed

Insulation thickness in cm	For light well <sup>1)</sup>	Width in cm	Height in cm	Item no.	Item/ PKU	€/ Item	MG
10	B, C	133	147	010865776	20	191.60	MF
12	B, C	133	147	010865777	20	195.20	
14	B, C	133	147	010865778	20	198.00	
16	B, C	133	147	010865779	20	202.00	

### ATTACHMENT ELEMENT

Insulation board made of 10 cm, 12 cm, 14 cm, 16 cm, 18 cm or 20 cm XPS insulation material (polystyrene extruded foam), laminated with 4 mm thick fibre cement board.




Attachment element  
MEAFIX

Insulation thickness in cm	Width in cm	Height in cm	Item no.	Item/ PKU	€/ Item	MG
10	133	60	010865707	10	58.40	MF
10	156	60	010865694	10	63.60	
12	133	60	010865667	8	64.80	
12	156	60	010865695	8	71.10	
14	133	60	010865662	14	69.90	
14	156	60	010865696	18	77.20	
16	133	60	010865669	12	75.10	
16	156	60	010865697	18	83.30	
18	133	60	010865795	10	79.90	
18	156	60	010865698	18	88.90	
20	133	60	010865796	10	83.90	
20	156	60	010865699	10	93.60	

## COVER PROFILE

For insulated mounting panel. Made of stainless steel.



Cover profile

Insulation thickness in cm	Length in cm	Item no.	Item/ PKU	€/ Item	MG
10	133	010865735	1	29.60	MF
12	133	010865737	1	33.30	
14	133	010865738	1	38.70	
16	133	010865739	1	43.50	
18	133	010865797	1	46.50	
20	133	010865798	1	50.10	

## MOUNTING KITS



Mounting kit for attachments and intermediate elements



Grate lift-off protection



Mounting kit for MEAMAX AQUA

### Mounting kits MEAFIX, walk-on

Designation	Item no.	€/ Item	MG
<b>Mounting kit MEAFIX for light wells</b> for mounting on concrete walls and masonry (without grate lift-off protection), consisting of 3x cartridges of mounting adhesive, light well fastening (insulation material dowels and screws)	010865730	46.60	MF
<b>Mounting kit MEAFIX for intermediate elements MEAMAX and attachments MEAMULTINORM</b> (insulation material dowels and screws)	010865770	17.20	
<b>Mounting adhesive MEAFIX</b> grey, 1 piece per top unit necessary	010865745	10.20	LI
<b>Grate lift-off protection</b> (2 pieces bracket, dowels and screws)	010865905	5.30	

### Mounting kits MEAFIX, car passable

Designation	Item no.	€/ Item	MG
<b>Mounting adhesive MEAFIX</b> grey, 3 piece per insulated mounting panel necessary	010865745	10.20	MF
Additionally for insulation up to <b>12 cm</b>	010865970	23.40	LI
Additionally for insulation up to <b>16 cm</b>	010865975	35.00	

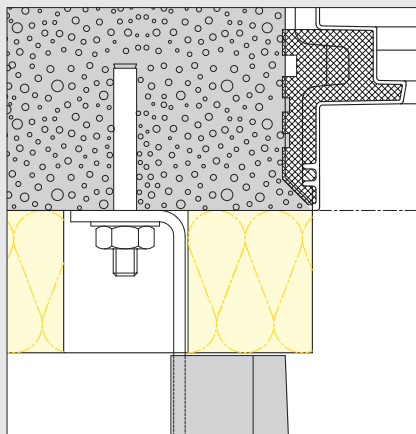
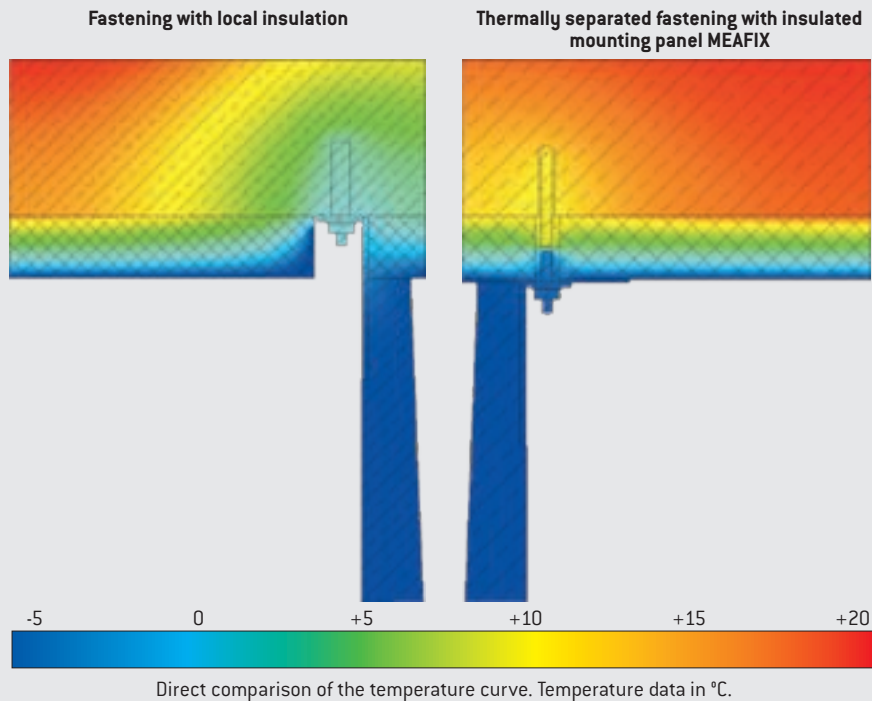
### Mounting kits MEAFIX for AQUA mounting

Designation	Item no.	€/ Item	MG
<b>Mounting kit for light wells MEAMAX AQUA (width 80 and width 100 (except 100 x 125-150)) as well as MEAMULTINORM 3-in-1 (width 80 and 100 cm) when using the MEA insulated mounting panels</b> (without grate lift-off protection), consisting of 2x cartridges of AQUA mounting adhesive, light well fastening (insulation material dowels and screws)	010865732	134.00	MF
<b>Mounting kit for light wells MEAMAX AQUA (100 x 125-150 and width 125) as well as MEAMULTINORM 3-in-1 (width 125 cm) when using the MEA insulated mounting panels</b> (without grate lift-off protection), consisting of 3x cartridges of AQUA mounting adhesive, light well fastening (insulation material dowels and screws)	010865733	192.00	
<b>Weber.tec Superflex D24</b> (reactive waterproofing, 24 kg)	010865750	176.20	
<b>Weber.prim 801</b> (primer, 1 litre, sufficient for 4 panels)	010865755	13.20	
<b>Weber.sys 981</b> (glass fibre fabric, 1 strip each with 1.0 x 0.5 m), cutting to size must be carried out on site	010865764	5.70	
<b>Grate lift-off protection</b> for light wells MEAMAX AQUA and MEAMULTINORM 3-in-1	010868101	9.80	

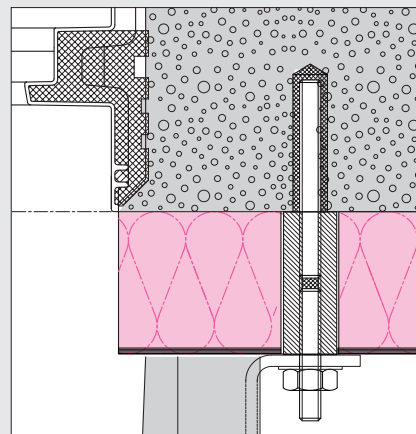
# INSULATED MOUNTING PANEL MEAFIX FOR CONCRETE LIGHT WELLS

## ADVANTAGES OF MOUNTING WITH THE INSULATED MOUNTING PANEL MEAFIX

The MEAFIX special anchor interrupts the direct connection and thus effectively prevents the thermal bridge.



A thermal bridge is created.



With the insulated mounting panel, the direct contact of the mounting bracket with the basement wall is no longer created MEAFIX – **no thermal bridge!**


[WWW.MEA-GROUP.COM/DE/DOWNLOADS](http://WWW.MEA-GROUP.COM/DE/DOWNLOADS)



Mounting instructions



Data sheet



Dimension sheet



# CONCRETE LIGHT WELLS WITH MEAFIX EASILY MOUNTED AND HEAVILY INSULATED



**+**  
Window cut-outs custom-made, therefore windows from any manufacturer are possible

**NEW**  
**+** Improved bonding between fibre cement board and XPS insulation material

**+** Bore holes are made in the factory for the planned concrete light well in each case MEAVECTOR

**+** Finished surface, directly paintable, no plastering necessary

**Thermally separated special anchors**  
By fastening the concrete light wells MEAVECTOR with the thermally separated MEA special anchor on the insulated mounting panel, MEAFIX the outflow of heat is effectively prevented. Compared to conventional methods, the mounting brackets are mounted on the insulated mounting panel MEAFIX. The usually direct contact of the brackets to the concrete wall does not occur. **No thermal bridge!**



Thermal-bridge free fastening of the insulated mounting panel MEAFIX for concrete light well MEAVECTOR with tailor-made perimeter masking frame MEAFRAME

## INSULATED MOUNTING PANEL MEAFIX FOR CONCRETE LIGHT WELLS

### INSULATED MOUNTING PANEL

Made of 10 or 12 cm thick XPS insulation material (polystyrene extruded foam), laminated with 4 mm thick fibre cement board, with specified fixing holes for the selected concrete light well MEAVECTOR with or without base. **Special sizes, special cut-outs and insulation thicknesses (14, 16, 18 and 20 cm) are available on request.**



Insulated mounting panel MEAFIX for concrete light well MEAVECTOR

#### For MEA casing size 80 x 50 (width x height)

Insulation thickness in cm	Light well width in cm	Light well height in cm	Width in cm	Height in cm	Item no. for MEAVECTOR without bottom	Item no. for MEAVECTOR with bottom	€/Item	MG
10	80	90	116	150	010884000	010884672	203.50	MF
10	80	120	116	150	010884003	010884675	203.50	
10	80	140	116	150	010884006	010884678	203.50	
10	80	150	116	210	010884009	010884681	267.50	
10	80	160	116	210	010884012	010884684	267.50	
10	80	180	116	210	010884015	010884687	267.50	
10	100	90	136	150	010884042	010884714	231.00	
10	100	120	136	150	010884045	010884717	231.00	
10	100	140	136	150	010884048	010884720	231.00	
10	100	150	136	210	010884051	010884723	306.00	
10	100	160	136	210	010884054	010884726	306.00	
10	100	180	136	210	010884057	010884729	306.00	
10	100	200	136	210	010884060	010884732	306.00	
12	80	90	116	150	010884336	010885008	212.00	
12	80	120	116	150	010884339	010885011	212.00	
12	80	140	116	150	010884342	010885014	212.00	
12	80	150	116	210	010884345	010885017	280.00	
12	80	160	116	210	010884348	010885020	280.00	
12	80	180	116	210	010884351	010885023	280.00	
12	100	90	136	150	010884378	010885050	241.00	
12	100	120	136	150	010884381	010885053	241.00	
12	100	140	136	150	010884384	010885056	241.00	
12	100	150	136	210	010884387	010885059	321.00	
12	100	160	136	210	010884390	010885062	321.00	
12	100	180	136	210	010884393	010885065	321.00	
12	100	200	136	210	010884396	010885068	321.00	



Insulated mounting panel MEAFIX for concrete light well MEAVECTOR

For MEA casing size 80 x 60 (width x height)

Insulation thickness in cm	Light well width in cm	Light well height in cm	Width in cm	Height in cm	Item no. for MEAVECTOR without bottom	Item no. for MEAVECTOR with bottom	€/Item	MG
10	80	90	116	150	010884021	010884693	196.40	MF
10	80	120	116	150	010884024	010884696	196.40	
10	80	140	116	150	010884027	010884699	196.40	
10	80	150	116	210	010884030	010884702	260.50	
10	80	160	116	210	010884033	010884705	260.50	
10	80	180	116	210	010884036	010884708	260.50	
10	100	90	136	150	010884063	010884735	224.00	
10	100	120	136	150	010884066	010884738	224.00	
10	100	140	136	150	010884069	010884741	224.00	
10	100	150	136	210	010884072	010884744	299.00	
10	100	160	136	210	010884075	010884747	299.00	
10	100	180	136	210	010884078	010884750	299.00	
10	100	200	136	210	010884081	010884753	299.00	
12	80	90	116	150	010884357	010885029	204.50	
12	80	120	116	150	010884360	010885032	204.50	
12	80	140	116	150	010884363	010885035	204.50	
12	80	150	116	210	010884366	010885038	272.50	
12	80	160	116	210	010884369	010885041	272.50	
12	80	180	116	210	010884372	010885044	272.50	
12	100	90	136	150	010884399	010885071	233.50	
12	100	120	136	150	010884402	010885074	233.50	
12	100	140	136	150	010884405	010885077	233.50	
12	100	150	136	210	010884408	010885080	313.50	
12	100	160	136	210	010884411	010885083	313.50	
12	100	180	136	210	010884414	010885086	313.50	
12	100	200	136	210	010884417	010885089	313.50	

## INSULATED MOUNTING PANEL MEAFIX FOR CONCRETE LIGHT WELLS



Insulated mounting panel MEAFIX for concrete light well MEAVECTOR

For MEA casing size 100 x 50 (width x height)

Insulation thickness in cm	Light well width in cm	Light well height in cm	Width in cm	Height in cm	Item no. for MEAVECTOR without bottom	Item no. for MEAVECTOR with bottom	€/Item	MG
10	100	90	136	150	010884084	010884756	222.50	MG
10	100	120	136	150	010884087	010884759	222.50	
10	100	140	136	150	010884090	010884762	222.50	
10	100	150	136	210	010884093	010884765	297.50	
10	100	160	136	210	010884096	010884768	297.50	
10	100	180	136	210	010884099	010884771	297.50	
10	100	200	136	210	010884102	010884774	297.50	
10	125	90	161	150	010884168	010884840	257.00	
10	125	120	161	150	010884171	010884843	257.00	
10	125	140	161	150	010884174	010884846	257.00	
10	125	150	161	210	010884177	010884849	346.00	
10	125	160	161	210	010884180	010884852	346.00	
10	125	180	161	210	010884183	010884855	346.00	
10	125	200	161	210	010884186	010884858	346.00	
10	152	90	188	150	010884252	010884924	294.00	
10	152	120	188	150	010884255	010884927	294.00	
10	152	140	188	150	010884258	010884930	294.00	
10	152	150	188	210	010884261	010884933	398.00	
10	152	160	188	210	010884264	010884936	398.00	
10	152	180	188	210	010884267	010884939	398.00	
10	152	200	188	210	010884270	010884942	398.00	
12	100	90	136	150	010884420	010885092	232.00	MF
12	100	120	136	150	010884423	010885095	232.00	
12	100	140	136	150	010884426	010885098	232.00	
12	100	150	136	210	010884429	010885101	312.00	
12	100	160	136	210	010884432	010885104	312.00	
12	100	180	136	210	010884435	010885107	312.00	
12	100	200	136	210	010884438	010885110	312.00	
12	125	90	161	150	010884504	010885176	268.50	
12	125	120	161	150	010884507	010885179	268.50	
12	125	140	161	150	010884510	010885182	268.50	
12	125	150	161	210	010884513	010885185	363.50	
12	125	160	161	210	010884516	010885188	363.50	
12	125	180	161	210	010884519	010885191	363.50	
12	125	200	161	210	010884522	010885194	363.50	
12	152	90	188	150	010884588	010885260	308.50	
12	152	120	188	150	010884591	010885263	308.50	
12	152	140	188	150	010884594	010885266	308.50	
12	152	150	188	210	010884597	010885269	419.00	
12	152	160	188	210	010884600	010885272	419.00	
12	152	180	188	210	010884603	010885275	419.00	
12	152	200	188	210	010884606	010885278	419.00	

# INSULATED MOUNTING PANEL MEAFIX FOR CONCRETE LIGHT WELLS



Insulated mounting panel MEAFIX for concrete light well MEAVECTOR

For MEA casing size 100 x 60 (width x height)

Insulation thickness in cm	Light well width in cm	Light well height in cm	Width in cm	Height in cm	Item no. for MEAVECTOR without bottom	Item no. for MEAVECTOR with bottom	€/Item	MG
10	100	90	136	150	010884105	010884777	213.50	GRP light wells
10	100	120	136	150	010884108	010884780	213.50	
10	100	140	136	150	010884111	010884783	213.50	
10	100	150	136	210	010884114	010884786	288.50	
10	100	160	136	210	010884117	010884789	288.50	
10	100	180	136	210	010884120	010884792	288.50	
10	100	200	136	210	010884123	010884795	288.50	
10	125	90	161	150	010884189	010884861	248.00	Concrete light wells
10	125	120	161	150	010884192	010884864	248.00	
10	125	140	161	150	010884195	010884867	248.00	
10	125	150	161	210	010884198	010884870	337.00	
10	125	160	161	210	010884201	010884873	337.00	
10	125	180	161	210	010884204	010884876	337.00	
10	125	200	161	210	010884207	010884879	337.00	
10	152	90	188	150	010884273	010884945	285.50	Basement ventilator
10	152	120	188	150	010884276	010884948	285.50	
10	152	140	188	150	010884279	010884951	285.50	
10	152	150	188	210	010884282	010884954	389.00	
10	152	160	188	210	010884285	010884957	389.00	
10	152	180	188	210	010884288	010884960	389.00	
10	152	200	188	210	010884291	010884963	389.00	
12	100	90	136	150	010884441	010885113	222.50	MF
12	100	120	136	150	010884444	010885116	222.50	
12	100	140	136	150	010884447	010885119	222.50	
12	100	150	136	210	010884450	010885122	302.50	
12	100	160	136	210	010884453	010885125	302.50	
12	100	180	136	210	010884456	010885128	302.50	
12	100	200	136	210	010884459	010885131	302.50	
12	125	90	161	150	010884525	010885197	259.50	
12	125	120	161	150	010884528	010885200	259.50	
12	125	140	161	150	010884531	010885203	259.50	
12	125	150	161	210	010884534	010885206	354.00	
12	125	160	161	210	010884537	010885209	354.00	
12	125	180	161	210	010884540	010885212	354.00	
12	125	200	161	210	010884543	010885215	354.00	
12	152	90	188	150	010884609	010885281	299.00	
12	152	120	188	150	010884612	010885284	299.00	
12	152	140	188	150	010884615	010885287	299.00	
12	152	150	188	210	010884618	010885290	409.50	
12	152	160	188	210	010884621	010885293	409.50	
12	152	180	188	210	010884624	010885296	409.50	
12	152	200	188	210	010884627	010885299	409.50	

## INSULATED MOUNTING PANEL MEAFIX FOR CONCRETE LIGHT WELLS



Insulated mounting panel MEAFIX for concrete light well MEAVECTOR

For MEA casing size 100 x 80 (width x height)

Insulation thickness in cm	Light well width in cm	Light well height in cm	Width in cm	Height in cm	Item no. for MEAVECTOR without bottom	Item no. for MEAVECTOR with bottom	€/Item	MG
10	100	90	136	150	010884126	010884798	195.80	MG
10	100	120	136	150	010884129	010884801	195.80	
10	100	140	136	150	010884132	010884804	195.80	
10	100	150	136	210	010884135	010884807	271.00	
10	100	160	136	210	010884138	010884810	271.00	
10	100	180	136	210	010884141	010884813	271.00	
10	100	200	136	210	010884144	010884816	271.00	
10	125	90	161	150	010884210	010884882	230.50	
10	125	120	161	150	010884213	010884885	230.50	
10	125	140	161	150	010884216	010884888	230.50	
10	125	150	161	210	010884219	010884891	319.50	
10	125	160	161	210	010884222	010884894	319.50	
10	125	180	161	210	010884225	010884897	319.50	
10	125	200	161	210	010884228	010884900	319.50	
10	152	90	188	150	010884294	010884966	267.50	
10	152	120	188	150	010884297	010884969	267.50	
10	152	140	188	150	010884300	010884972	267.50	
10	152	150	188	210	010884303	010884975	371.50	
10	152	160	188	210	010884306	010884978	371.50	
10	152	180	188	210	010884309	010884981	371.50	
10	152	200	188	210	010884312	010884984	371.50	
12	100	90	136	150	010884462	010885134	203.50	MF
12	100	120	136	150	010884465	010885137	203.50	
12	100	140	136	150	010884468	010885140	203.50	
12	100	150	136	210	010884471	010885143	283.50	
12	100	160	136	210	010884474	010885146	283.50	
12	100	180	136	210	010884477	010885149	283.50	
12	100	200	136	210	010884480	010885152	283.50	
12	125	90	161	150	010884546	010885218	240.50	
12	125	120	161	150	010884549	010885221	240.50	
12	125	140	161	150	010884552	010885224	240.50	
12	125	150	161	210	010884555	010885227	335.00	
12	125	160	161	210	010884558	010885230	335.00	
12	125	180	161	210	010884561	010885233	335.00	
12	125	200	161	210	010884564	010885236	335.00	
12	152	90	188	150	010884630	010885302	280.00	
12	152	120	188	150	010884633	010885305	280.00	
12	152	140	188	150	010884636	010885308	280.00	
12	152	150	188	210	010884639	010885311	390.50	
12	152	160	188	210	010884642	010885314	390.50	
12	152	180	188	210	010884645	010885317	390.50	
12	152	200	188	210	010884648	010885320	390.50	

# INSULATED MOUNTING PANEL MEAFIX FOR CONCRETE LIGHT WELLS



Insulated mounting panel MEAFIX for concrete light well MEAVECTOR

For MEA casing size 100 x 100 (width x height)

Insulation thickness in cm	Light well width in cm	Light well height in cm	Width in cm	Height in cm	Item no. for MEAVECTOR without bottom	Item no. for MEAVECTOR with bottom	€/Item	MG
10	100	90	136	150	010884147	010884819	178.20	GRP light wells
10	100	120	136	150	010884150	010884822	178.20	
10	100	140	136	150	010884153	010884825	178.20	
10	100	150	136	210	010884156	010884828	253.50	
10	100	160	136	210	010884159	010884831	253.50	
10	100	180	136	210	010884162	010884834	253.50	
10	100	200	136	210	010884165	010884837	253.50	
10	125	90	161	150	010884231	010884903	213.00	Concrete light wells
10	125	120	161	150	010884234	010884906	213.00	
10	125	140	161	150	010884237	010884909	213.00	
10	125	150	161	210	010884240	010884912	301.50	
10	125	160	161	210	010884243	010884915	301.50	
10	125	180	161	210	010884246	010884918	301.50	
10	125	200	161	210	010884249	010884921	301.50	
10	152	90	188	150	010884315	010884987	250.00	Basement ventilator
10	152	120	188	150	010884318	010884990	250.00	
10	152	140	188	150	010884321	010884993	250.00	
10	152	150	188	210	010884324	010884996	354.00	
10	152	160	188	210	010884327	010884999	354.00	
10	152	180	188	210	010884330	010885002	354.00	
10	152	200	188	210	010884333	010885005	354.00	
12	100	90	136	150	010884483	010885155	184.80	MF
12	100	120	136	150	010884486	010885158	184.80	
12	100	140	136	150	010884489	010885161	184.80	
12	100	150	136	210	010884492	010885164	265.00	
12	100	160	136	210	010884495	010885167	265.00	
12	100	180	136	210	010884498	010885170	265.00	
12	100	200	136	210	010884501	010885173	265.00	
12	125	90	161	150	010884567	010885239	221.50	
12	125	120	161	150	010884570	010885242	221.50	
12	125	140	161	150	010884573	010885245	221.50	
12	125	150	161	210	010884576	010885248	316.50	
12	125	160	161	210	010884579	010885251	316.50	
12	125	180	161	210	010884582	010885254	316.50	
12	125	200	161	210	010884585	010885257	316.50	
12	152	90	188	150	010884651	010885323	261.50	
12	152	120	188	150	010884654	010885326	261.50	
12	152	140	188	150	010884657	010885329	261.50	
12	152	150	188	210	010884660	010885332	372.00	
12	152	160	188	210	010884663	010885335	372.00	
12	152	180	188	210	010884666	010885338	372.00	
12	152	200	188	210	010884669	010885341	372.00	



## INSULATED MOUNTING PANEL MEAFIX FOR CONCRETE LIGHT WELLS

### Accessories

#### MOUNTING KITS

The set includes 4 special anchors and 3 cartridges of mounting adhesive grey. For each light well / insulated mounting panel, retaining brackets and composite compound (1 cartridge sufficient for 4 light wells) must be ordered in addition to the mounting kit in the appropriate insulation thickness. The insulated mounting panels with a height of 210 cm are supplied in 2 parts. For this you need 2 additional cartridges of grey mounting adhesive.



Special anchor, part of the mounting kit for insulation

Designation	Item no.	Item/ PKU	€/Item	MG
Set for insulation thickness <b>10 cm</b>	010883365	1	148.80	MF
Set for insulation thickness <b>12 cm</b>	010883370	1	171.80	
Set for insulation thickness <b>14 cm</b>	010883380	1	183.40	
Set for insulation thickness <b>16 cm</b>	010883385	1	194.80	
Set for insulation thickness <b>18 cm</b>	010883390	1	206.50	
Set for insulation thickness <b>20 cm</b>	010883395	1	218.00	
<b>Bonding compound</b> for bonding the special anchors	010883375	1	22.20	BZ
<b>Mounting adhesive MEAFIX</b> , grey	010865745	1	10.20	
<b>Mounting bracket</b> , 4 pieces	010882378	1	50.10	



# GRP LIGHT WELLS

Windows

Insulated mounting panels

**GRP light wells**

Concrete light wells

Basement ventilator

Pipe ducts

Foot scraper

Drainage

IMEA 125x60x130

We are specialists in the production and further processing of glass-fibre-reinforced (GRP): from the formulation (SMC production) to the finished GRP light well – that's MEA quality from a single source. These light wells combine functionality with resilience and durability.

**GRP light wells are:**

- ✓ Bright
- ✓ Recyclable
- ✓ Up to 84 % lighter than concrete products
- ✓ Cost-effective in delivery and storage
- ✓ Convenient to stack
- ✓ Easy to mount by one person
- ✓ Suitable for mounting directly on the wall or on perimeter insulation

# STRONG LIGHTWEIGHTS



**As of page 94**

**MEAMAX – the flexible**

Thanks to the height-adjustable upper part of up to 25 cm, the light well MEAMAX can be adjusted to the surface level with centimetre precision even after mounting – without having to drill again, with just a simple movement by hand. With the appropriate mounting kit, the MEAMAX can be mounted waterproof.

- ✓ Including height-adjustable top (adjustment range 25 cm)
- ✓ Walk-on and car passable.
- ✓ Intermediate elements and attachments possible

**As of page 100**

**MEAMULTINORM 3-in-1 – the waterproof and reinforced all-rounder**

At MEAMULTINORM you will always find the right light well for your application. The new MEAMULTINORM 3-in-1 combines three features in one GRP light well:

- ✓ Universal use, available in all common sizes
- ✓ Permanently waterproof mountable
- ✓ All light wells in a reinforced design for difficult ground conditions

All products in this section	
MEAMAX & Accessories .....	94
MEAMULTINORM & Accessories .....	100
Light well covers .....	112
Ventilation shaft .....	116



Light well covers MEACOVER, MEACAPE and MEATOP

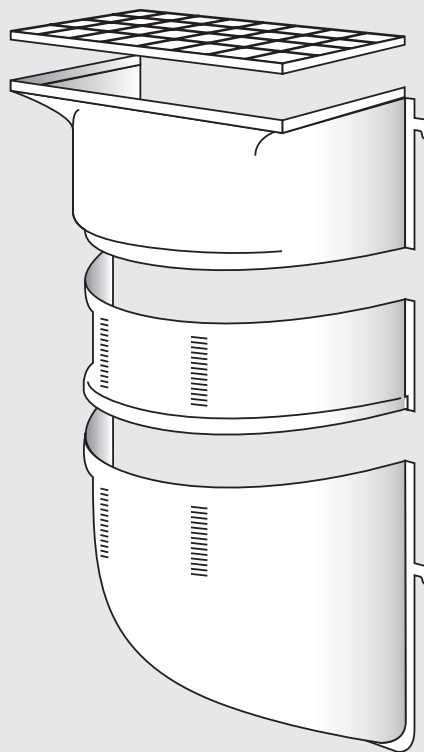
MEA Ventilation shaft

## GRP LIGHT WELL MEAMAX / MEAMAX AQUA\*

## STRUCTURE OF THE GRP LIGHT WELL MEAMAX/ MEAMAX AQUA\*

Light well grating, walk-on or car passable

Optional:  
Intermediate element for extension by +35 cm (up to three elements per light well can be mounted)



\* At MEA the addition **AQUA** means:  
These products can be used especially when protection against water (water pressure-tight application) is required!

Top part  
Height adjustable by up to 25 cm

The light well is waterproof mountable

## NOTES ON MOUNTING

- ✓ The product must be processed according to our mounting instructions.
- ✓ Light wells must be checked for transport damage before mounting.
- ✓ Light wells or attachments must be filled immediately. Compacted material can settle after some time. **When backfilling, please observe the DIN 18300.**
- ✓ The mounting of walk-on and car passable light wells MEAMAX on the concrete wall differs only in the grating design.
- ✓ For the car passable mounting, the adjacent paving around the light well should be placed in a concrete bed.
- ✓ A long-term expert opinion over a period of five years certifies that the light well MEAMAX is extremely safe.

[WWW.MEA-GROUP.COM/DE/DOWNLOADS](http://WWW.MEA-GROUP.COM/DE/DOWNLOADS)



Mounting instructions  
without insulation



Mounting instructions  
on insulation



Data sheet

# THE CORRECT HEIGHT IS ONLY A QUESTION OF THE PROPER SETTING

With the corresponding grate up to 16 cm insulation is car passable



With an integrated grate lift-off protection



Further height adjustment possible with intermediate elements



Light well body made of white (similar to RAL 9016 traffic white)  
GRP: light, stable and resistant



Adjustment range 25 cm for subsequent adjustment of the constructive height without drilling again



Widths: 80 cm, 100 cm, 125 cm  
Heights: 60-85 cm, 85-110 cm, 100-125 cm, 125-150 cm  
Depth 40 cm



Walk-on up to 30 cm insulation, suitable for thermal-bridge free mounting with insulated mounting panel MEAFIX

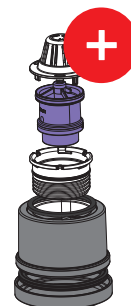


With round drainage opening suitable for all MEA drainage connections



Partner for progress

**MEAMAX AQUA- Tested watertight mounting**  
Kiwa is one of the leading, independent and internationally recognized testing institutes



### MEASTOP PRO

The first backwater protection with building authority approval by the German Institute for Building Technology DIBt (Berlin), for use in MEA light wells made of plastic or concrete for the drainage of rain water according to DIN 1986-100. The MEASTOP PRO can replace additional backwater valves according to DIN EN 13564.



## LIGHT WELL MEAMAX / MEAMAX AQUA

Walk-on / car passable / AQUA

### LIGHT WELL BODY

Made of glass-fibre-reinforced polyester (UP-GF), white, incl. height-adjustable attachment (sliding range: 25 cm), depth 40 cm, with round drainage opening ( $\varnothing = 80$  mm) or closed base. With an integrated lift-off protection. Waterproof mountable.



Light well MEAMAX

Width in cm	Height <sup>1)</sup> in cm	Depth in cm	Max. number of intermediate elements	Item no. with DR opening	Item no. closed bottom	Item/ PKU	€/ Item	MG
80	60-85	40	3	010878603	010878677	20	150.60	LI
100	60-85	40	3	010878606	010878680	20	167.40	
100	85-110	40	3	010878618	010878621	20	146.00	
100	100-125	40	3	010878609	010878683	20	193.80	
100	125-150	40	3	010878612	010878686	20	259.00	
125	100-125	40	3	010878615	010878689	20	268.00	

<sup>1)</sup> Adjustment range


### GRATINGS



Mesh 30/10



Mesh 30/30



Expanded metal



Mesh 30/10 V2A

### Walk-on gratings / AQUA

Load capacity of the entire construction 1.5 kN (point load)

Light well width in cm	Light well depth in cm	Width in cm	Height in cm	Depth in cm	Grate type	Item no.	Item/ PKU	€/ Item	MG
80	40	84	2	41.5	V2A 30/10	010883993	1	216.50	LI
80	40	84	2	41.5	Mesh 30/10	010861505	60	72.00	
80	40	84	2	41.5	Mesh 30/30	010861195	60	50.00	
80	40	84	2	41.5	Expanded metal	010861895	60	50.00	
100	40	104	2	41.5	V2A 30/10	010883991	1	247.00	
100	40	104	2	41.5	Mesh 30/10	010861513	60	82.20	
100	40	104	2	41.5	Mesh 30/30	010861206	60	56.60	
100	40	104	2	41.5	Expanded metal	010861908	60	56.60	
125	40	129	2	41.5	V2A 30/10	010883992	1	333.50	
125	40	129	2	41.5	Mesh 30/10	010861524	60	111.20	
125	40	129	2	41.5	Mesh 30/30	010861214	60	87.80	
125	40	129	2	41.5	Expanded metal	010861916	60	87.80	

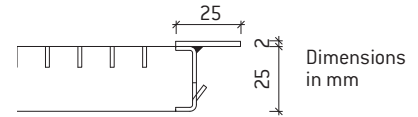
> **NOTE:** Shortened grates available to order. 30 % surcharge on the price of the corresponding standard size.

# LIGHT WELL MEAMAX / MEAMAX AQUA

Walk-on / car passable / AQUA



Mesh 30/10 with edge protection, car passable



## Gratings car passable / AQUA

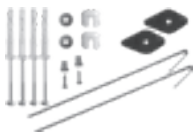
Load capacity of the entire construction 9.0 kN (wheel load), max. 16 cm insulation

Light well width in cm	Light well depth in cm	Width in cm	Height in cm	Depth in cm	Grate type	Item no.	Item/ PKU	€/ Item	MG
80	40	84	2.5	41.5	30/10 CAR	010861950	50	122.20	
100	40	104	2.5	41.5	30/10 CAR	010861955	50	128.00	LI
125	40	129	2.5	41.5	30/10 CAR	010861960	50	197.40	

> **NOTE:** Shortened gratings available to order. 30 % surcharge on the price of the corresponding standard size.

## MOUNTING KITS

Fixing suitable for all MEA GFK light wells, intermediate elements and attachments.



Without insulation



For insulation up to 30 cm



Mounting kit AQUA for MEAMAX

**Thermal-bridge free mounting:**  
Insulated mounting panel MEAFIX

**Thermal-bridge free and water pressure-tight mounting:**  
Insulated mounting panel MEAFIX PRO.

Insulation thickness 10, 12, 14, 16, 18 and 20 cm

> page 67



## Mounting kits, walk-on

Designation	Item no.	Item/ PKU	€/ Item	MG
Without insulation	010865960	20	10.60	LI
For insulation up to <b>8 cm</b>	010865965	20	20.50	
For insulation up to <b>12 cm</b>	010865970	20	23.40	
For insulation up to <b>16 cm</b>	010865975	20	35.00	
For insulation up to <b>30 cm</b>	010865980	10	54.90	
For insulation on concrete up to <b>20 cm</b>	010865926	20	47.50	

## Mounting kits, car passable

Designation	Item no.	Item/ PKU	€/ Item	MG
Without insulation	010865960	20	10.60	LI
For insulation up to <b>8 cm</b>	010865965	20	20.50	
For insulation up to <b>12 cm</b>	010865970	20	23.40	
For insulation up to <b>16 cm</b>	010865975	20	35.00	

## Mounting kits for AQUA mounting

Designation	Item no.	Item/ PKU	€/ Item	MG
<b>For light well width 80 and 100 cm</b> (incl. 2 cartridges of adhesive and sealant MEAAQUA)	010876255	40	185.40	LI
<b>For light well height up to 150 cm or width 125 cm</b> (incl. 3 cartridges of adhesive and sealant MEAAQUA)	010876270	40	258.50	
<b>Adhesive and sealant MEAAQUA</b> <sup>1)</sup> single	051304769	12	70.20	
<b>Grate lift-off protection</b> for light wells MEAMAX AQUA and MEAMULTINORM 3-in-1	010868101	1	9.80	

<sup>1)</sup> two cartridges of adhesive and sealant MEAAQUA are required per intermediate element

## LIGHT WELL MEAMAX

### Accessories

#### INTERMEDIATE ELEMENTS

For further increase by +35 cm. Max. 3 intermediate elements per light well. For each intermediate element, order a mounting kit that matches the insulation thickness.



Intermediate element  
MEAMAX

**Alternative to height adjustment:**  
PVC attachment MEAFLEX for a height adjustment up to 30 cm (can be shortened on site to 12.8 cm)



> page 110

Light well width in cm	Light well depth in cm	Height in cm	Item no.	Item/ PKU	€/ Item	MG
80	40	35	010878623	20	53.20	LI
100	40	35	010878626	20	58.30	
125	40	35	010878629	20	71.60	

#### DRAINAGE

**MEASTOP PRO** is the first backwater protection with **building authority approval** by the German Institute for Building Technology DIBt (Berlin), for use in MEA light wells made of plastic or concrete for the drainage of rain water in accordance with DIN 1986-100. The MEASTOP PRO can replace additional backwater valves according to DIN EN 13564.



Set MEASTOP PRO



Drainage connection incl. odour barrier and dirt filter



Drainage connection with dirt filter



Locking part

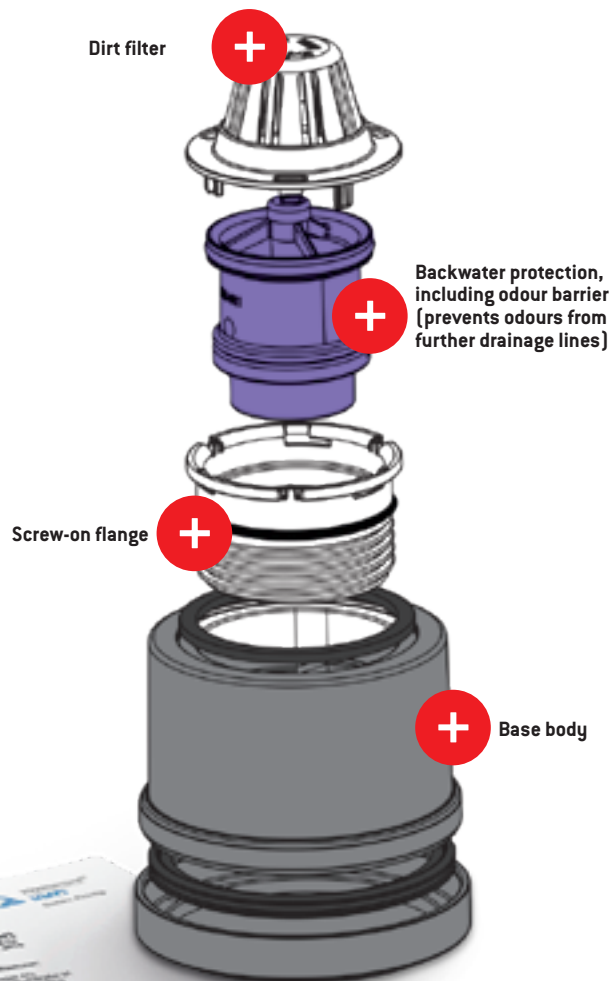
Designation	Item no.	Item/ PKU	€/ Item	MG
<b>Set MEASTOP PRO</b> (basic body DN100, backwater protection, screw-on flange and dirt filter)	010866065	1	149.20	LI
<b>Drainage connection MEASTOP PRO</b> (base body DN100, screw flange and dirt filter)	010866070	1	46.80	
<b>Backwater protection MEASTOP PRO</b> incl. odour barrier (retrofitable)	010866075	1	103.00	
<b>Drainage connection incl. odour barrier</b> Ø 80 mm, DN75, white, with dirt filter (not AQUA)	010864034	1	28.00	
<b>Drainage connection</b> Ø 80 mm, DN75, white, with dirt filter (not AQUA)	010864019	10	22.80	
<b>Locking part</b> for drainage connection Ø 80 mm (for retrofitting)	010864050	30	57.30	
<b>HT transition adapter</b> DN 100x 75	010866030	20	7.10	
<b>Closing plate</b> (made of GRP, for closing the drainage opening Ø 80 mm)	010876260	1	9.80	

#### OTHER ACCESSORIES

Designation	Item no.	Item/ PKU	€/ Item	MG
<b>Grate lift-off protection</b> (2 pieces bracket, dowels and screws)	010865905	30	5.30	LI
<b>Light well filler</b> (Polyester fine filler, 500g can)	010866660	1	22.20	
<b>Light well repair kit</b> (Polyester fine filler, 500g can, sandpaper, fiberglass mat (20 x 20))	051306339	1	39.10	

# MEASTOP PRO PROTECTION AGAINST WATER BACKFLOW

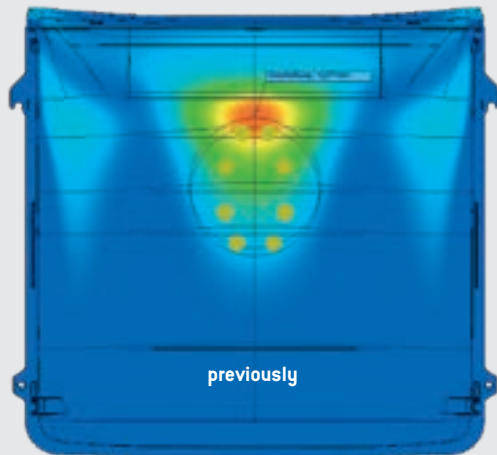
**MEASTOP PRO** is the first backwater protection with **building authority approval** by the German Institute for Building Technology DIBt (Berlin), for use in MEA light wells made of plastic or concrete for the drainage of rain water in accordance with DIN 1986-100. The MEASTOP PRO can replace additional backwater valves according to DIN EN 13564.




## GRP LIGHT WELL MEAMULTINORM

### HONEYCOMB STRUCTURE FOR IMPROVED LOAD ABSORPTION

The visualizations of the compressive strength calculation below show the optimized values of the new MEAMULTINORM 3-in-1 in comparison to the original model.



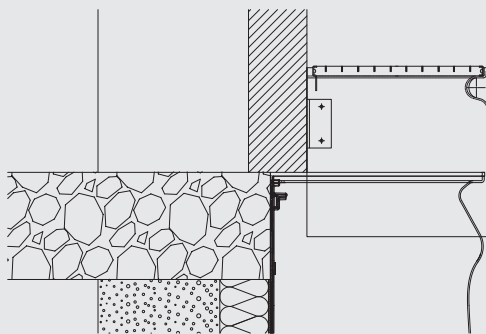
Without reinforcement with detectable tension peak



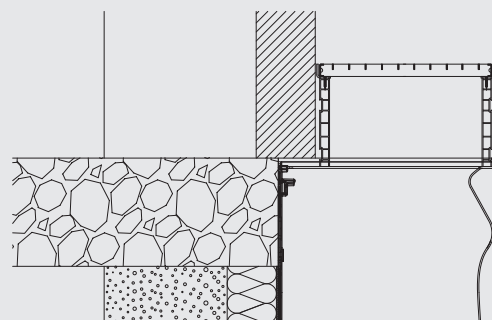
20% improved load absorption due to honeycomb structure

### APPLICATION CASE, ATTACHMENT WITH WALL OFFSET

Use of light well attachments in case of wall offset (e.g. brick-cladded house wall)



Light well MEAMULTINORM  
with shortened attachment



Light well MEAMULTINORM  
with shortened PVC attachment MEAFLEX

[WWW.MEA-GROUP.COM/DE/DOWNLOADS](http://WWW.MEA-GROUP.COM/DE/DOWNLOADS)



Mounting instructions  
without insulation



Mounting instructions  
on insulation



Data sheet

# A LIGHT WELL FOR ALL CASES

Height adjustable by means of attachment element (max. 5 attachments per light well)

Quick and easy mounting



Lightweight, stable and resistant

Honeycomb structure achieves around 20% improved pressure resistance

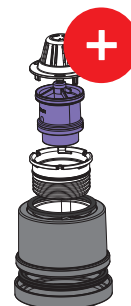
Universal light well - proven and installed millions of times over

Uniform accessories for all light wells

Uniform drainage connection

### Further advantages of the MEAMULTINORM 3-in-1:

- ✓ Reduced complexity and error rate
- ✓ Reduced storage space requirements
- ✓ Can be installed thermal-bridge free when using a insulated mounting panel MEAFIX
- ✓ Compatible with all components of the MEA Connect System



### MEASTOP PRO

The first backwater protection with building authority approval by the German Institute for Building Technology DIBT (Berlin), for use in MEA light wells made of plastic or concrete for the drainage of rain water according to DIN 1986-100. The MEASTOP PRO can replace additional backwater valves according to DIN EN 13564.



## GRP LIGHT WELL MEAMULTINORM 3-IN-1

Depth 40 and 60 cm, walk-on / car passable / AQUA

### LIGHT WELL BODY 3-IN-1

Made of glass-fibre-reinforced polyester (UP-GF), white, with round drainage opening ( $\emptyset = 80$  mm).

Usage purpose of the all-rounder: **Universal solution for most construction situations**, such as car passable, waterproof and for soils that are difficult to compact (e.g. clay) and special applications (e.g. slopes).



Light well MEAMULTINORM 3-in-1

Width in cm	Height in cm	Depth in cm	Maximum number of attachments	Item no.	Item/ PKU	€/ Item	MG
80	60	40	5	010864505	25	86.30	LI
80	100	40	5	010864650	30	129.40	
100	60	40	5	010864510	25	102.20	
100	100	40	5	010864528	30	125.60	
100	130	40	5	010864533	25	198.60	
125	100	40	5	010864536	25	182.20	
100	100	60	5	010864530	25	152.40	
125	100	60	5	010864375	25	232.00	
125	130	60	5	010864420	25	327.00	
150	120	60	3*	010864545	20	691.00	

\* One reinforcing frame is to be used per attachment

### GRATINGS



Mesh 30/10



Mesh 30/30



Expanded metal



Mesh 30/10 V2A

**Walk-on gratings / AQUA** Load capacity of the entire construction 1.5 kN [point load]

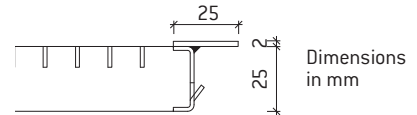
Light well width in cm	Light well depth in cm	Width in cm	Height in cm	Depth in cm	Grate type	Item no.	Item/ PKU	€/ Item	MG
80	40	84	2	41.5	V2A 30/10	010883993	60	216.50	LI
80	40	84	2	41.5	Mesh 30/10	010861505	60	72.00	
80	40	84	2	41.5	Mesh 30/30	010861195	60	50.00	
80	40	84	2	41.5	Expanded metal	010861895	60	50.00	
100	40	104	2	41.5	V2A 30/10	010883991	60	247.00	
100	40	104	2	41.5	Mesh 30/10	010861513	60	82.20	
100	40	104	2	41.5	Mesh 30/30	010861206	60	56.60	
100	40	104	2	41.5	Expanded metal	010861908	60	56.60	
125	40	129	2	41.5	V2A 30/10	010883992	60	333.50	
125	40	129	2	41.5	Mesh 30/10	010861524	60	111.20	
125	40	129	2	41.5	Mesh 30/30	010861214	60	87.80	
125	40	129	2	41.5	Expanded metal	010861916	60	87.80	
100	60	104	2.5	59	Mesh 30/10	010861531	50	105.00	
100	60	104	2.5	59	Mesh 30/30	010861230	50	74.80	
100	60	104	2.5	59	Expanded metal	010861931	50	74.80	
125	60	129	2.5	59	Mesh 30/10	010861942	50	144.40	
125	60	129	2.5	59	Mesh 30/30	010861940	50	99.50	
125	60	129	2.5	59	Expanded metal	010861944	50	99.50	
150	60	154	2.5	59	Mesh 30/10	010861530	60	317.00	
150	60	154	2.5	59	Mesh 30/30	010861225	60	244.00	
150	60	154	2.5	59	Expanded metal	010861920	60	244.00	

# GRP LIGHT WELL MEAMULTINORM 3-IN-1

Depth 40 and 60 cm, walk-on / car passable / AQUA



Mesh 30/10 with edge protection, car passable



## Gratings car passable / AQUA

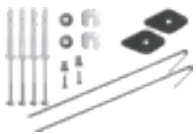
Load capacity of the entire construction 9.0 kN (point load), max. 16 cm insulation

Light well width in cm	Light well depth in cm	Width in cm	Height in cm	Depth in cm	Grate type	Item no.	Item/ PKU	€/ Item	MG
80	40	84	2.5	41.5	30/10 CAR	010861950	50	122.20	LI
100	40	104	2.5	41.5	30/10 CAR	010861955	50	128.00	
125	40	129	2.5	41.5	30/10 CAR	010861960	35	197.40	
100	60	104	2.5	59	30/10 CAR	010861235	50	176.40	
125	60	129	2.5	59	30/10 CAR	010861240	25	250.00	

> **NOTE:** Shortened grates available to order. 30 % surcharge on the price of the corresponding standard size.

## MOUNTING KITS

Fixing suitable for all MEA GFK light wells, intermediate elements and attachments.



Without insulation



For insulation up to 30 cm



Mounting kit MEA AQUA

**Thermal-bridge free mounting:**  
Insulated mounting panel MEAFIX

**Thermal-bridge free and water pressure-tight mounting:**  
Insulated mounting panel MEAFIX PRO.

Insulation thickness 10, 12, 14, 16, 18 and 20 cm

> page 67

## Mounting kits, walk-on

Designation	Item no.	Item/ PKU	€/ Item	MG
Without insulation	010865960	20	10.60	LI
For insulation up to <b>8 cm</b>	010865965	20	20.50	
For insulation up to <b>12 cm</b>	010865970	20	23.40	
For insulation up to <b>16 cm</b>	010865975	20	35.00	
For insulation up to <b>30 cm</b>	010865980	10	54.90	
For insulation on concrete up to <b>20 cm</b>	010865926	20	47.50	

## Mounting kits, car passable

Designation	Item no.	Item/ PKU	€/ Item	MG
Without insulation	010865960	20	10.60	LI
For insulation up to <b>8 cm</b>	010865965	20	20.50	
For insulation up to <b>12 cm</b>	010865970	20	23.40	
For insulation up to <b>16 cm</b>	010865975	20	35.00	

## Mounting kits for AQUA mounting

Designation	Item no.	Item/ PKU	€/ Item	MG
<b>For MEAMULTINORM 3-in-1 up to size 100 x 100 cm</b> incl. 2 cartridges of adhesive and sealant MEAAQUA	010865950	10	170.20	LI
<b>For MEAMULTINORM 3-in-1 as of size 100 x 130 cm:</b> incl. 3 cartridges of adhesive and sealant MEAAQUA	010865930	10	240.00	
<b>Adhesive and sealant MEAAQUA cartridge</b> single	051304769	12	70.20	
<b>Grate lift-off protection</b> for light wells MEAMAX AQUA and MEAMULTINORM 3-in-1	010868101	1	9.80	

## GRP LIGHT WELL MEAMULTINORM 3-IN-1

### Accessories

#### ATTACHMENTS

Max. usable height per attachment 33 cm, height compensation for the first attachment above the light well: 8 – 33 cm. Order a mounting kit suitable for the insulation thickness for each attachment. **MEA generally recommends inserting a reinforcing frame as additional stabilisation in every free grate support when using attachments. When using more than one attachment per light well, reinforcing frames are mandatory.** The mounting of attachments is possible on a suitable insulation up to 12 cm and is car passable.



Attachment MEAMULTINORM

#### Attachments (use for up to 3 pieces)

Light well width in cm	Light well depth in cm	Height in cm	Item no.	Item/ PKU	€/ Item	MG
80	40	35	010865855	50	79.60	LI
100	40	35	010865839	50	82.40	
125	40	35	010865847	50	105.60	
100	60	35	010865840	22	105.60	
125	60	35	010865844	28	126.20	
150	60	35	010865850	30	312.00	

#### Attachments, reinforced (use as of 4 pieces)

Light well width in cm	Light well depth in cm	Height in cm	Item no.	Item/ PKU	€/ Item	MG
100	40	35	010865863	50	116.20	LI
125	40	35	010865867	50	136.00	
100	60	35	010865632	22	132.80	
125	60	35	010865636	28	164.00	

#### REINFORCING FRAME



Reinforcing frame

Light well width in cm	Light well depth in cm	Item no.	Item/ PKU	€/ Item	MG
80	40	010861965	100	43.90	LI
100	40	010861970	100	45.70	
125	40	010861975	100	49.10	
100	60	010861972	100	47.40	
125	60	010861977	100	50.40	
150	60	010861980	100	65.80	

#### ACCESSORIES FOR ATTACHMENTS



Safety chains

Designation	Item no.	Item/ PKU	€/ Item	MG
Safety chains for attachments (2 pieces)	010865990	20	6.30	LI

## DRAINAGE

**MEASTOP PRO** is the first backwater protection with **building authority approval** by the German Institute for Building Technology DIBt (Berlin), for use in MEA light wells made of plastic or concrete for the drainage of rain water in accordance with DIN 1986-100. The MEASTOP PRO can replace additional backwater valves according to DIN EN 13564.



Set MEASTOP PRO



Drainage connection incl. odour barrier and dirt filter



Drainage connection with dirt filter



Locking part

Here you can find out more details about the drainage connection MEASTOP PRO.



> page 99

Designation	Item no.	Item/ PKU	€/ Item	MG
<b>Set MEASTOP PRO</b> (basic body DN100, backwater protection, screw-on flange and dirt filter)	010866065	1	149.20	LI
<b>Drainage connection MEASTOP PRO</b> (base body DN100, screw flange and dirt filter)	010866070	1	46.80	
<b>Backwater protection MEASTOP PRO</b> incl. odour barrier (retrofitable)	010866075	1	103.00	
<b>Drainage connection incl. odour barrier</b> Ø 80 mm, DN75, white, with dirt filter (not AQUA)	010864034	1	28.00	
<b>Drainage connection</b> Ø 80 mm, DN75, white, with dirt filter (not AQUA)	010864019	10	22.80	
<b>Locking part</b> for drainage connection Ø 80 mm (for retrofitting)	010864050	30	57.30	
<b>HT transition adapter</b> DN100x 75	010866030	20	7.10	
<b>Closing plate</b> (made of GRP, for closing the drainage opening Ø 80 mm)	010876260	1	9.80	

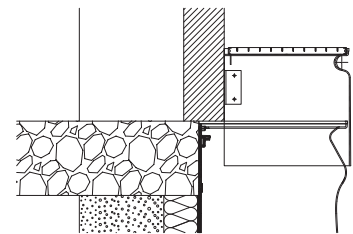
## OTHER ACCESSORIES



Grate lift-off protection



Emergency exit ladder



Light well MEAMULTINORM with shortened attachment

Designation	Item no.	Item/ PKU	€/ Item	MG
<b>Mounting kit for attachments</b> shortened on site	010865880	1	22.30	LI
<b>Grate lift-off protection</b> (2 pieces bracket, dowels and screws)	010865905	30	5.30	
<b>Grate lift-off protection for emergency exit</b> (2 pieces)	010866007	1	9.60	
<b>Emergency exit ladder</b> for light well 150 x 120 x 60 cm	010866005	1	320.00	
<b>Light well filler</b> (Polyester fine filler, 500g can)	010866660	1	22.20	
<b>Light well repair kit</b> (Polyester fine filler, 500g can, sandpaper, fiberglass mat (20 x 20))	051306339	1	39.10	

## GRP LIGHT WELL MEAMULTINORM

Depth 70 cm, walk-on / car passable / AQUA

### LIGHT WELL BODY

Made of glass-fibre-reinforced polyester (UP-GF), white, with drainage opening segment shape for white drainage connection.



Light well MEAMULTINORM depth 70 cm

### Light well body, walk-on

Width in cm	Height in cm	Depth in cm	Maximum number of attachments	Item no.	Item/ PKU	€/ Item	MG
100	100	70	5	051302791	30	159.20	LI
125	100	70	5	051302792	30	236.00	
150	100	70	1	051301114	15	465.50	
150	150	70	1	051301115	15	735.00	
200	100	70	1 <sup>1)</sup>	010865555	15	1,021.00	
200	150	70	1 <sup>1)</sup>	010865565	15	1,500.00	

<sup>1)</sup> see PVC attachment MEAFLEX page 110

> **NOTE:** For the light wells (W x H) 150 x 100 cm, 150 x 150 cm, 200 x 100 cm and 200 x 150 cm, the walk-on mounting kit (see page 107) is always required 2x!

### Light well body car passable

Width in cm	Height in cm	Depth in cm	Maximum number of attachments	Item no.	Item/ PKU	€/ Item	MG
100	100	70	5	051302791	30	159.20	LI
125	100	70	5	051302792	30	236.00	

### GRATINGS



Mesh 30/10



Mesh 30/30



Expanded metal

### Walk-on gratings

Load capacity for the entire construction: 1.5 kN (point load)

Light well width in cm	Light well depth in cm	Width in cm	Height in cm	Depth in cm	Grate type	Item no.	Item/ PKU	€/ Item	MG
100	70	111.9	2	69	Mesh 30/10	051302957	50	124.20	LI
100	70	111.9	2	69	Mesh 30/30	051302959	50	75.70	
100	70	111.9	2.5	69	Expanded metal	051302955	40	75.70	
125	70	136.2	2	69	Mesh 30/10	051302958	50	148.40	
125	70	136.2	2	69	Mesh 30/30	051302960	50	103.80	
125	70	136.2	2.5	69	Expanded metal	051302956	40	103.80	
150	70	165.2	2	69	Mesh 30/10	051300053	50	310.00	
150	70	165.2	2	69	Mesh 30/30	051300054	50	251.50	
150	70	165.2	2.5	69	Expanded metal	051300051	40	251.50	
200	70	212.4	2	69	Mesh 30/10	010861937	50	324.00	
200	70	212.4	2	69	Mesh 30/30	010861544	50	257.00	
200	70	212.4	2.5	69	Expanded metal	010861554	50	257.00	

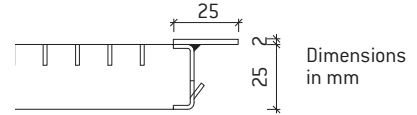
> **NOTE:** Shortened grates available to order. 30 % surcharge on the price of the corresponding standard size.

## GRP LIGHT WELL MEAMULTINORM

Depth 70 cm, walk-on / car passable / AQUA



Mesh 30/10 with edge protection, car passable



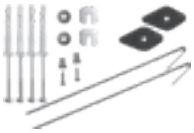
### Car passable gratings

Load capacity for the entire construction: 9.0 kN (point load), max. 16 cm insulation

Light well width in cm	Light well depth in cm	Width in cm	Height in cm	Depth in cm	Grate type	Item no.	Item/ PKU	€/ Item	MG
100	70	111.9	2.5	69	30/10 CAR	051303990	40	227.50	LI
125	70	136.2	2.5	69	30/10 CAR	051303995	40	313.00	

## MOUNTING KITS

Fixing suitable for all MEA GFK light wells, intermediate elements and attachments.



Without insulation



For insulation up to 30 cm

### Mounting kits, walk-on

Designation	Item no.	Item/ PKU	€/ Item	MG
Without insulation	010865960	20	10.60	LI
For insulation up to <b>8 cm</b>	010865965	20	20.50	
For insulation up to <b>12 cm</b>	010865970	20	23.40	
For insulation up to <b>16 cm</b>	010865975	20	35.00	
For insulation up to <b>30 cm</b>	010865980	10	54.90	
For insulation on concrete up to <b>20 cm</b>	010865926	20	47.50	

### Mounting kits, car passable

Designation	Item no.	Item/ PKU	€/ Item	MG
Without insulation	010865960	20	10.60	LI
For insulation up to <b>8 cm</b>	010865965	20	20.50	
For insulation up to <b>12 cm</b>	010865970	20	23.40	
For insulation up to <b>16 cm</b>	010865975	20	35.00	



## GRP LIGHT WELL MEAMULTINORM

### Accessories

#### ATTACHMENTS WALK-ON / CAR PASSABLE

Max. usable height per attachment 33 / 52 cm, height compensation for the first attachment above the light well (width 100 cm and 125 cm) 8 - 33 cm or 12.5 - 52 cm (for light well width 150 cm). Order a mounting kit suitable for the insulation thickness for each attachment. **MEA generally recommends inserting a reinforcing frame as additional stabilisation in every free grate support when using attachments. When using more than one attachment per light well, reinforcing frames are mandatory.**



Attachment depth 70 cm

Light well width in cm	Light well depth in cm	Height in cm	Item no.	Item/ PKU	€/ Item	MG
100	70	35	051302793	50	117.40	LI
125	70	35	051302794	50	136.00	
150	70	54	051301116	25	366.00	

#### REINFORCING FRAME



Reinforcing frame

Light well width in cm	Light well depth in cm	Item no.	Item/ PKU	€/ Item	MG
100	70	051303577	1	49.40	LI
125	70	051303578	1	52.50	
150	70	051300771	1	58.30	

#### ACCESSORIES FOR ATTACHMENTS



Safety chains

Designation	Item no.	Item/ PKU	€/ Item	MG
Safety chains for attachments (2 pieces)	010865990	20	6.30	LI

## DRAINAGE



Drainage connection



Odour barrier MEASTOP

Designation	Item no.	Item/ PKU	€/Item	MG
<b>Drainage connection</b> , white, (segment shape) with dirt filter and adapter for Connection Ø 100, 80, 70, 60 mm (not AQUA)	010865908	30	22.80	LI
<b>Odour barrier MEASTOP</b> , white, incl. drainage connection and dirt filter	010866033	1	28.00	

## OTHER ACCESSORIES



Grate lift-off protection

Designation	Item no.	Item/ PKU	€/Item	MG
<b>Mounting kit for attachments</b> shortened on site	010865880	1	22.30	LI
<b>Grate lift-off protection</b> (2 pieces bracket, dowels and screws)	010865905	30	5.30	
<b>Light well filler</b> (Polyester fine filler, 500g can)	010866660	1	22.20	
<b>Light well repair kit</b> (Polyester fine filler, 500g can, sandpaper, fiberglass mat (20 x 20))	051306339	1	39.10	

## GRP LIGHT WELL MEAMAX / MEAMULTINORM

### PVC attachment MEAFLEX

#### ATTACHMENTS

Made of PVC, incl. pre-assembled steel casing, total height 32.8 cm, can be shortened on site to 8 cm (also at desired slope, max. 5°). For use with 4-sided repaving in areas that can be walked on (e.g. terraces). Stackable on top of each other (max. 5 pieces). The fastening is done without screws. Optionally, the MEAFLEX attachment can be fixed with the mounting adhesive MEABOND (Item no. 016638894).



PVC attachment MEAFLEX

Light well width in cm	Light well depth in cm	Useful height in cm	Item no.	Item/ PKU	€/ Item	MG
80	40	30	010868860	10	203.00	LI
100	40	30	010868865	12	229.50	
125	40	30	010868870	12	261.50	
100	60	30	010868875	12	253.50	
125	60	30	010868880	10	286.50	
200	70	30	010868885	5	556.00	

> **NOTE:** Special sizes possible; for max. light well width 200 cm, max. usable height 40 cm (max. quantity 1 piece)

#### GRATINGS



Mesh 30/10



Mesh 30/30



Expanded metal

#### Walk-on gratings Load capacity for the entire construction 1.5 kn (point load)

For PVC attachment MEAFLEX width in cm	For PVC attachment MEAFLEX depth in cm	Width in cm	Height in cm	Depth in cm	Grate type	Item no.	Item/ PKU	€/ Item	MG
80	40	84.3	2.5	42	Mesh 30/10	010861005	1	77.30	LI
80	40	84.3	2.5	42	Mesh 30/30	010861010	1	52.90	
80	40	84.3	2.5	42	Expanded metal	010861015	1	52.90	
100	40	104.3	2.5	42	Mesh 30/10	010861020	1	92.80	
100	40	104.3	2.5	42	Mesh 30/30	010861025	1	61.90	
100	40	104.3	2.5	42	Expanded metal	010861030	1	61.90	
125	40	129.3	2.5	42	Mesh 30/10	010861035	1	126.20	
125	40	129.3	2.5	42	Mesh 30/30	010861040	1	89.00	
125	40	129.3	2.5	42	Expanded metal	010861045	1	89.00	
100	60	104.3	2.5	59.5	Mesh 30/10	010861050	1	120.00	
100	60	104.3	2.5	59.5	Mesh 30/30	010861055	1	76.00	
100	60	104.3	2.5	59.5	Expanded metal	010861060	1	76.00	
125	60	129.3	2.5	59.5	Mesh 30/10	010861065	1	158.40	
125	60	129.3	2.5	59.5	Mesh 30/30	010861070	1	105.60	
125	60	129.3	2.5	59.5	Expanded metal	010861075	1	105.60	
200 <sup>1)</sup>	70	213.3	2.5	70	Mesh 30/10	010861080	1	339.50	
200 <sup>1)</sup>	70	213.3	2.5	70	Mesh 30/30	010861085	1	283.50	
200 <sup>1)</sup>	70	213.3	2.5	70	Expanded metal	010861090	1	283.50	

<sup>1)</sup> 2-part grating

ACCESSORIES



Mounting adhesive MEABOND for all MEA product systems

Designation	Item no.	Item/ PKU	€/Item	MG
Mounting adhesive MEABOND, white	016638894	20	13.60	LN



# LIGHT WELL COVERS

Windows

Insulated mounting panels

GRP light wells

Concrete light wells

Basement ventilator

Pipe ducts

Foot scraper

Drainage

MEA Light well covers offer not only an attractive appearance but also optimum protection for every application.

**They are:**

- ✓ A protection against penetrating rain water
- ✓ Made of high-quality and weather resistant materials
- ✓ Easy to handle and use

# PROTECTION FROM DIRT



**Page 114**  
**Protective gratings MEATOP – fits almost everything**

The high-quality stainless steel mesh in the elegant aluminium frame effectively protects against leaves and small animals in the light well.

- ✓ Suitable for all light well gratings up to a size of 115 x 60 cm
- ✓ Simple, durable and stable attachment to the light well grating
- ✓ Optional brush available for a perfect wall connection



**Page 114**  
**Application MEACOVER – protection with an integrated ventilation**

A structured, translucent and UV-resistant polycarbonate insert with integrated ventilation grille protects the light well from leaves, small animals and dirt.

- ✓ Optional attachment for protection from rain with a simultaneous air exchange
- ✓ Flush aluminium frame prevents rainwater from accumulating and promotes rapid drying of the surface



**Page 115**  
**Glass cover MEACAPE – protection from water**

Protection against driving rain and facade water without loss of light in the basement – this is made possible by the hinged sloping cover made of a 4 mm thick single-pane safety glass.

- ✓ Easy to clean, sloping cover can be slid out of the side of the profile for cleaning
- ✓ High-quality aluminium wall profile

**All products in this section**

Protective gratings MEATOP .....	114
Application MEACOVER .....	114
Glass cover MEACAPE .....	115



Protective gratings MEATOP, application MEACOVER (with ventilation attachment) and glass cover MEACAPE, each on a GRP light well MEAMAX



## GRP LIGHT WELL MEAMAX / MEAMULTINORM

### Light well covers

#### PROTECTIVE GRATINGS MEATOP

Suitable for all light well gratings (size up to 115 x 60 cm). Walk-on. Package contents MEATOP Protective gratings: 2 x aluminium profiles (length 108 cm), 2 x aluminium profiles (length 53 cm), 4 x corner connectors, 1 x sturdy stainless steel mesh, 6 x screws incl. nuts and washers, 6 x fixing brackets.



Protective gratings MEATOP




End profile with brush

Designation	Item no.	Item/ PKU	€/Item	MG
Protective gratings MEATOP	010868560	1	52.30	
End profile with brush for a clean connection to the house wall, length 118 cm	010868575	1	10.80	

#### APPLICATION MEACOVER

Light well cover made of UV-resistant polycarbonate insert with integrated ventilation grid made of V2A stainless steel mesh. Walk-on. Flush aluminium frame prevents rainwater from accumulating and promotes rapid drying of the surface. Optional attachment for protection from rain with a simultaneous air exchange. Suitable for retrofitting.



Application MEACOVER



Ventilation attachment for application MEACOVER

#### MEACOVER

Light well width in cm	Light well depth in cm	Width in cm	Depth in cm	Item no.	Item/ PKU	€/Item	MG
80	40	86	43	010868390	1	237.00	LT
100	40	106	43	010868391	1	271.50	
125	40	131	43	010868392	1	283.50	
100	60	106	60.5	010868393	1	283.50	
125	60	131	60.5	010868394	1	295.00	
100	70	114	70.5	010868395	1	283.50	
125	70	138.2	70.5	010868396	1	307.00	

> **NOTE:** Special sizes on request

#### Ventilation attachment

For application width in cm	For application depth in cm	Item no.	Item/ PKU	€/Item	MG
86	43	010868397	1	160.00	LT
106	43 + 60.5	010868398	1	176.40	
131	43 + 60.5	010868399	1	207.50	
114	70.5	010868401	1	176.40	
138.2	70.5	010868403	1	207.50	

> **NOTE:** Special sizes on request

## GLASS COVER MEACAPE

Light well glass cover made of 4 mm single pane safety glass (ESG) incl. fixing material, fastened to the wall by means of aluminium profile. Not a walk-on.



Glass cover MEACAPE

### Glass cover

Light well width in cm	Light well depth in cm	Width in cm	Depth in cm	Item no.	Item/ PKU	€/ Item	MG
80	40	97.5	54	010868355	20	77.10	LT
100	40	117.5	54	010868360	20	79.30	
125	40	142.5	54	010868365	20	84.00	
100	60/70	117.5	76	010868370	20	87.70	
125	60/70	142.5	76	010868375	20	105.60	

> **NOTE:** Special sizes on request

### Mounting kits

Designation	Item no.	Item/ PKU	€/ Item	MG
Mounting kit, without insulation (already included with glass cover)	010868380	1	12.00	LT
Mounting kit, from 8 cm insulation thickness	010868385	1	13.30	

## VENTILATION SHAFT

# IT BRINGS AIR DOWNWARDS

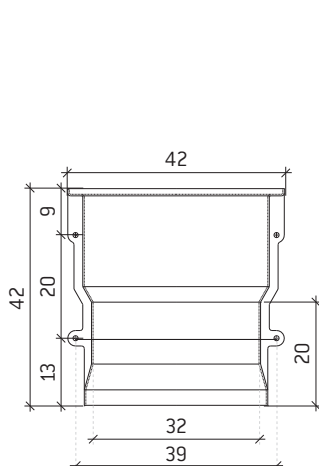
For ventilation openings below the ground surface, e.g. boiler rooms, exhaust air for tumble dryers

Up to 7 pieces can be mounted on top of each other

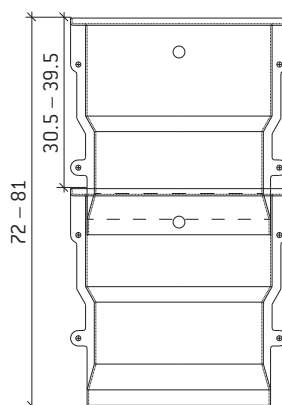


Can be installed thermal-bridge free when using a MEAFIX attachment element

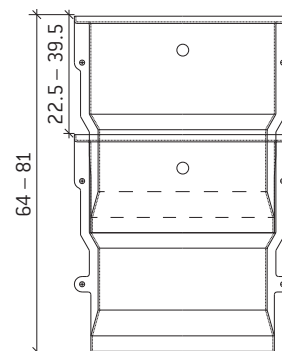
Ventilation shaft made of white (similar to RAL 9016 traffic white), glass-fibre-reinforced plastic (UP-GF)



Ventilation shaft dimensions  
(in cm)



Adjustment range for  
attachment with fixing lugs



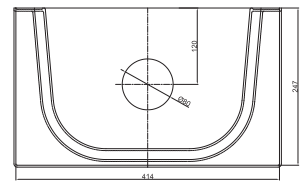
Adjustment range for attachment  
with truncated fixing lugs

**VENTILATION SHAFT BODY**

Made of glass-fibre-reinforced polyester (UP-GF), white, up to 7 pieces can be mounted on top of each other.



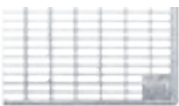
Ventilation shaft



Ventilation shaft with bottom and drainage opening Ø 80 mm

Designation	Width in cm	Height in cm	Depth in cm	Item no.	Item/ PKU	€/ Item	MG
Without bottom	42	42	25	051302528	80	48.70	LI
With bottom	42	42	25	051302530	80	83.50	
Ventilation shaft with bottom and drainage opening Ø 80 mm	42	42	25	051302531	80	73.40	


**GRATINGS**



Mesh 30/10



Mesh 30/30



Expanded metal

**Walk-on gratings** Load capacity for the entire construction 1.5 kN (point load)

Width in cm	Depth in cm	Grate type	Item no.	Item/ PKU	€/ Item	MG
41	24.3	Mesh 30/10	051302897	40	50.00	LI
41	24.3	Mesh 30/30	051302529	40	40.60	
41	24.3	Expanded metal	051302898	40	40.60	

**MOUNTING KITS**



Without insulation



For insulation up to 30 cm

Designation	Item no.	Item/ PKU	€/ Item	MG
Without insulation	051129103	40	3.30	LI
For insulation up to <b>8 cm</b>	010865965	20	20.50	
For insulation up to <b>12 cm</b>	010865970	20	23.40	
For insulation up to <b>16 cm</b>	010865975	20	35.00	
For insulation up to <b>30 cm</b>	010865980	10	54.90	
For insulation on concrete up to <b>20 cm</b>	010865926	20	47.50	



## CONCRETE LIGHT WELLS

Windows

Insulated mounting panels

GRP light wells

Concrete light wells

Basement ventilator

Pipe ducts

Foot scraper

Drainage

Our concrete light wells MEAVECTOR are very versatile thanks to their high compressive strength.

**Concrete light wells are:**

- ✓ Extremely pressure resistant
- ✓ Suitable for rough construction site requirements
- ✓ Suitable for ecological construction due to their basic materials of cement, sand and water
- ✓ Available in many widths and sizes, custom-made are possible (widths up to 350 cm, heights up to 300 cm, with and without floor)
- ✓ Predestined for heavily trafficked roads and driveways, also in public facilities

# VERSATILE AND EXTREMELY TOUGH



**+** Light-coloured, smooth exposed concrete, concrete grade C30/37



**+** Factory fitted seal

**As of page 120**

**MEAVECTOR- designed to last forever**

These light wells permanently withstand high soil pressure. Bright Exposed concrete ensures that plenty of light enters the basement space.

- ✓ Car passable
- ✓ Truck passable on request
- ✓ Comprehensive range of sizes
- ✓ Attachments possible
- ✓ Stackable

**As of page 146**

**MEAVECTOR AQUA / AQUA PLUS – waterproof**

Everything that makes up the standard MEAVECTOR, and more: They are waterproof mountable. The AQUA PLUS is additionally equipped with a circumferential spacer made of heat-insulating material.

- ✓ With factory fitted seal (butyl tape with integrated compression protector)
- ✓ With integrated drainage connection DN100, approved backwater protection can be retrofitted
- ✓ Tested by Kiwa Bautest

**All products in this section**

MEAVECTOR with/without bottom .....	120
Attachments & Backfill panels .....	135
MEAVECTOR Individual .....	144
MEAVECTOR AQUA .....	146
MEAVECTOR AQUA PLUS .....	160
Pump sump .....	181



Attachments (concrete, plastic, steel)



Backfill panels



MEAVECTOR Individual



Pump sump

# CONCRETE LIGHT WELL MEAVECTOR

## QUICK ASSEMBLY MEAVECTOR DUE TO INSULATION BRIDGING (SEE PAGE 134)




Drive heavy-duty dowels halfway into concrete wall



Hammering in the fastening element



Hanging the light well to the dowels



Then fully tighten all nuts alternately

**Advantage:** Insulation in the area of the retaining bracket does not have to be cut out! (see page 134)

## FREIGHT CHARGES AND UNLOADING

Service	Costs
Freight costs per travel up to 100 distance kilometres ex-factory in Alling PLZ 82239 <sup>1)</sup>	65.00 €
Freight costs per travel up to 200 distance kilometres ex-factory in Alling PLZ 82239 <sup>1)</sup>	150.00 €
Freight costs per travel over 200 distance kilometres ex-factory in Alling PLZ 82239 <sup>1)</sup>	upon request
Crane unloading per stroke	upon request
Not swapped euro pallets	15.00 €

<sup>1)</sup> Contact person and telephone number required

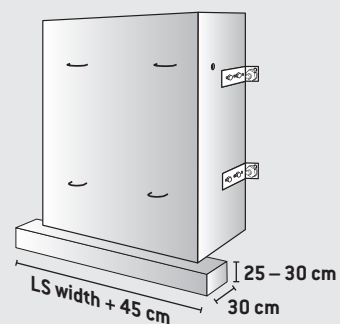
If several services are combined, the respective amounts are added up

Unloading is carried out on site. Suitable unloading aids must be provided! Please inform us in advance of any restrictions to be observed during access or unloading. Crane rope securing bolts for safe lifting and assembly optionally available.

## STRIP FOUNDATION

Necessary for:

- ✓ With 1 meter wall distance
- ✓ For masonry
- ✓ From an insulation thickness of 20 cm (from 14 cm for car passable)
- ✓ From 2 tons total weight
- ✓ For truck traffic



## WWW.MEA-GROUP.COM/DE/DOWNLOADS



Order form



Mounting instructions



Data sheet



# MORE STABILITY, MORE LIGHT MORE FLEXIBILITY

With walk-on or car passable grates, truck passable\* on request

Crane cable securing bolts for safe mounting optionally available (Ø 18 mm)

Mounting bracket made of galvanized steel for insulation thicknesses up to 300 mm

Can be easily stacked to the required height due to the matching fold geometry

Additional mounting point if reinforcement prevents mounting

With corner stiffeners

Integrated drainage connection DN100

Standard dimensions: widths: 80, 100, 125, 152, 205 and 252 cm  
Heights: 90, 120, 140, 150, 160, 180 and 200 cm  
Depths: 50, 60, 80 and 100 cm

\*Truck passable light wells are without fold, please consider the increase through the casing

**MEAVECTOR Individual**  
Custom-made designs are possible (widths: up to 350 cm, depths: 30 to 100 cm)

**MEASTOP PRO**  
The first backwater protection with building authority approval by the German Institute for Building Technology DIBt (Berlin), for use in MEA light wells made of plastic or concrete for the drainage of rain water according to DIN 1986-100. The MEASTOP PRO can replace additional backwater valves according to DIN EN 13564.

**CONCRETE LIGHT WELL MEAVECTOR**

Width 80 cm

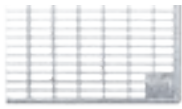
**LIGHT WELL BODY**

Made of concrete, fold inside. Variant with bottom: with integrated drainage connection for DN100. Order-specific with closed bottom, with drain DN50 and in other dimensions possible. All dimensions are inside dimensions (clear dimensions).


MEAVECTOR  
without bottomMEAVECTOR  
with bottom**Without bottom****With bottom**

Clear width in cm	Clear Depth in cm	Clear height in cm	Brackets required	Weight in kg	Item no.	€/Item	Brackets required	Weight in kg	Item no.	€/Item	MG
80	50	90	2	395	010880165	208.00	4	530	010881148	294.00	BL
80	50	120	2	530	010880166	239.50	4	660	010881149	301.00	
80	50	140	2	620	010880167	279.00	4	750	010881150	341.00	
80	50	150	4	660	010880168	299.00	4	790	010881151	361.00	
80	50	160	4	700	010880169	319.00	4	840	010881152	380.50	
80	50	180	4	790	010880170	358.50	4	930	010881153	420.50	
80	50	200	4	880	010882386	381.50	upon request				
80	60	90	2	435	010880211	248.50	4	590	010881195	339.50	
80	60	120	2	580	010880212	274.50	4	740	010881196	349.50	
80	60	140	2	680	010880213	320.00	4	830	010881197	395.00	
80	60	150	4	720	010880214	342.50	4	880	010881198	418.00	
80	60	160	4	770	010880215	365.50	4	930	010881199	440.50	
80	60	180	4	870	010880216	411.00	4	1,020	010881200	486.50	
80	60	200	4	960	010882389	456.50	upon request				


GRATINGS




Mesh 30/10



Mesh 30/30



Expanded metal



Mesh 30/10 car passable

**Gratings standard depth** walk-on up to 1.5 kN (point load), car passable up to 9.0 kN (wheel load)

Light well width in cm	Light well depth in cm	Width in cm	Depth in cm	Grate type	Item no.	Item/ PKU	€/ Item	MG
80	50	83.5	49.5	Mesh 30/10	010882300	1	77.30	BL
80	50	83.5	49.5	Mesh 30/30	010882319	1	52.90	
80	50	83.5	49.5	Expanded metal	010882338	1	52.90	
80	50	83.5	49.5	Mesh 30/10 PKW	010882357	1	198.00	
80	60	83.5	59.5	Mesh 30/10	010882301	1	92.90	
80	60	83.5	59.5	Mesh 30/30	010882320	1	61.90	
80	60	83.5	59.5	Expanded metal	010882339	1	61.90	
80	60	83.5	59.5	Mesh 30/10 PKW	010882358	1	239.50	

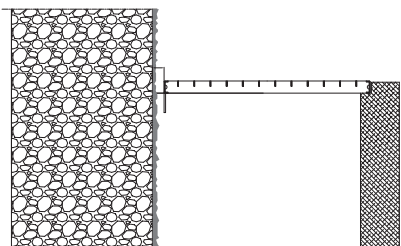
**Gratings extra deep** for low plaster application, delivery time on request. Walk-on up to 1.5 kN (point load), car passable up to 9.0 kN (wheel load)

Light well width in cm	Light well depth in cm	Width in cm	Depth in cm	Grate type	Item no.	Item/ PKU	€/ Item	MG
80	50	83.5	52	Mesh 30/10	010882026	1	80.50	BL
80	50	83.5	52	Mesh 30/30	010882075	1	55.00	
80	50	83.5	52	Expanded metal	010882120	1	55.00	
80	50	83.5	52	Mesh 30/10 PKW	010882146	1	206.00	
80	60	83.5	62	Mesh 30/10	010882034	1	96.60	
80	60	83.5	62	Mesh 30/30	010882081	1	64.50	
80	60	83.5	62	Expanded metal	010882128	1	64.50	
80	60	83.5	62	Mesh 30/10 PKW	010882150	1	249.00	

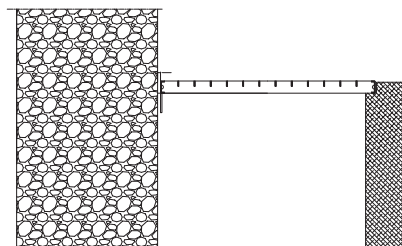
> **NOTE: Shortened gratings:** available to order. Other special depths on request.

**Truck passable gratings:** We offer grates for a wheel load of 5 tons (50 kN, equivalent to SLW 30) and 10 tons (100 kN, equivalent to SLW 60).

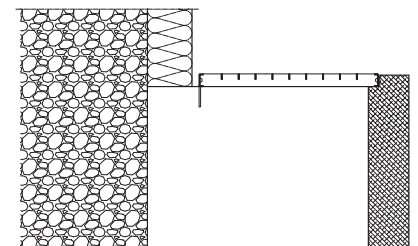
**RC2 and RC3 gratings:** available on request.



Standard grate depth, wall distance 3.0 cm



Extra deep grate, wall distance 0.5 cm



Shortened grate, e.g. with insulation

**CONCRETE LIGHT WELL MEAVECTOR**

Width 100 cm

**LIGHT WELL BODY**

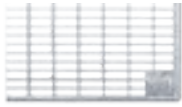
Made of concrete, fold inside. Variant with bottom: with integrated drainage connection for DN100. Order-specific with closed bottom, with drain DN50 and in other dimensions possible. All dimensions are inside dimensions (clear dimensions).

MEAVECTOR  
without bottomMEAVECTOR  
with bottom**Without bottom****With bottom**


Clear width in cm	Clear depth in cm	Clear height in cm	Brackets required	kg/item	Item no.	€/Item	Brackets required	kg/item	Item no.	€/Item	MG
100	50	90	2	435	010880172	234.00	4	600	010881155	342.00	BL
100	50	120	2	580	010880173	280.50	4	750	010881156	362.00	
100	50	140	2	680	010880174	330.00	4	840	010881157	409.50	
100	50	150	4	730	010880175	353.00	4	890	010881158	433.00	
100	50	160	4	780	010880176	377.00	4	940	010881159	456.50	
100	50	180	4	870	010880177	424.00	4	1,040	010881160	504.00	
100	50	200	4	970	010882385	469.50	4	1,130	010881161	551.00	
100	50	220 <sup>DT</sup>	4	1,070	010881700	520.00	upon request				
100	60	90	2	475	010880218	278.00	4	670	010881202	375.00	
100	60	120	2	640	010880219	307.50	4	830	010881203	400.00	
100	60	140	2	740	010880220	358.50	4	930	010881204	451.50	
100	60	150	4	790	010880221	384.00	4	980	010881205	462.50	
100	60	160	4	850	010880222	410.00	4	1,040	010881206	503.00	
100	60	180	4	950	010880223	461.00	4	1,140	010881207	554.00	
100	60	200	4	1,060	010880224	512.00	4	1,250	010881208	605.00	
100	60	220 <sup>DT</sup>	4	1,160	010881702	578.00	upon request				
100	80	90	4	550	010880258	356.00	4	800	010881242	515.00	
100	80	120	4	740	010880259	408.00	4	980	010881243	540.00	
100	80	140	4	860	010880260	468.00	4	1,100	010881244	603.00	
100	80	150	4	920	010880261	502.00	4	1,160	010881245	636.00	
100	80	160	4	980	010880262	535.00	4	1,230	010881246	669.00	
100	80	180	4	1,100	010880263	602.00	4	1,350	010881247	736.00	
100	80	200	4	1,220	010880264	669.00	4	1,470	010881248	803.00	
100	80	220 <sup>DT</sup>	4	1,350	010881704	797.00	upon request				
100	100	90	4	630	010880293	405.00	4	930	010881277	586.00	
100	100	120	4	840	010880294	457.00	4	1,140	010881278	621.00	
100	100	140	4	980	010880295	533.00	4	1,280	010881279	697.00	
100	100	150	4	1,050	010880296	571.00	4	1,350	010881280	735.00	
100	100	160	4	1,120	010880297	609.00	4	1,420	010881281	773.00	
100	100	180	4	1,250	010880298	676.00	4	1,550	010881282	848.00	
100	100	200	4	1,390	010880299	761.00	4	1,690	010881283	926.00	
100	100	220 <sup>DT</sup>	4	1,530	010881706	887.00	upon request				

<sup>DT</sup> Delivery time on request


GRATINGS




Mesh 30/10



Mesh 30/30



Expanded metal



Mesh 30/10 car passable

**Gratings standard depth** walk-on up to 1.5 kN (point load), car passable up to 9.0 kN (wheel load)

Light well width in cm	Light well depth in cm	Width in cm	Depth in cm	Grate type	Item no.	Item/ PKU	€/ Item	MG
100	50	103.5	49.5	V2A Mesh 30/10	010883994	1	279.00	BL
100	50	103.5	49.5	Mesh 30/10	010882302	1	92.90	
100	50	103.5	49.5	Mesh 30/30	010882321	1	61.90	
100	50	103.5	49.5	Expanded metal	010882340	1	61.90	
100	50	103.5	49.5	Mesh 30/10 PKW	010882359	1	240.50	
100	60	103.5	59.5	V2A Mesh 30/10	010883995	1	359.50	
100	60	103.5	59.5	Mesh 30/10	010882303	1	120.00	
100	60	103.5	59.5	Mesh 30/30	010882322	1	76.10	
100	60	103.5	59.5	Expanded metal	010882341	1	76.10	
100	60	103.5	59.5	Mesh 30/10 PKW	010882360	1	264.00	
100	80	103.5	79.5	Mesh 30/10	010882304	1	201.00	
100	80	103.5	79.5	Mesh 30/30	010882323	1	150.40	
100	80	103.5	79.5	Expanded metal	010882342	1	150.40	
100	80	103.5	79.5	Mesh 30/10 PKW	010882361	1	320.00	
100	100	103.5	99.5	Mesh 30/10	010882305	1	239.50	
100	100	103.5	99.5	Mesh 30/30	010882324	1	181.40	
100	100	103.5	99.5	Expanded metal	010882343	1	181.40	
100	100	103.5	99.5	Mesh 30/10 PKW	010882362	1	368.50	

**Gratings extra deep** for low plaster application, delivery time on request. Walk-on up to 1.5 kN (point load), car passable up to 9.0 kN (wheel load)

Light well width in cm	Light well depth in cm	Width in cm	Depth in cm	Grate type	Item no.	Item/ PKU	€/ Item	MG
100	50	103.5	52	Mesh 30/10	010882027	1	96.60	BL
100	50	103.5	52	Mesh 30/30	010882408	1	64.50	
100	50	103.5	52	Expanded metal	010882121	1	64.50	
100	50	103.5	52	Mesh 30/10 PKW	010882147	1	250.00	
100	60	103.5	62	Mesh 30/10	010882035	1	124.60	
100	60	103.5	62	Mesh 30/30	010882082	1	79.20	
100	60	103.5	62	Expanded metal	010882129	1	79.20	
100	60	103.5	62	Mesh 30/10 PKW	010882151	1	274.00	
100	80	103.5	82	Mesh 30/10	010882044	1	208.50	
100	80	103.5	82	Mesh 30/30	010882090	1	156.60	
100	80	103.5	82	Expanded metal	010882136	1	156.60	
100	80	103.5	82	Mesh 30/10 PKW	010882154	1	333.00	
100	100	103.5	102	Mesh 30/10	010882049	1	249.00	
100	100	103.5	102	Mesh 30/30	010882093	1	188.60	
100	100	103.5	102	Expanded metal	010882139	1	188.60	
100	100	103.5	102	Mesh 30/10 PKW	010882158	1	384.00	

> **NOTE: Shortened gratings:** available to order. Other special depths on request.

**Truck passable gratings:** We offer grates for a wheel load of 5 tons (50 kN, equivalent to SLW 30) and 10 tons (100 kN, equivalent to SLW 60).

**RC2 and RC3 gratings:** available on request.

**CONCRETE LIGHT WELL MEAVECTOR**

Width 125 cm

**LIGHT WELL BODY**

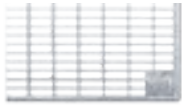
Made of concrete, fold inside. Variant with bottom: with integrated drainage connection for DN100. Order-specific with closed bottom, with drain DN50 and in other dimensions possible. All dimensions are inside dimensions (clear dimensions).

MEAVECTOR  
without bottomMEAVECTOR  
with bottom**Without bottom****With bottom**


Clear width in cm	Clear depth in cm	Clear height in cm	Brackets required	kg/item	Item no.	€/Item	Brackets required	kg/item	Item no.	€/Item	MG
125	50	90	2	490	010880179	321.00	4	690	010881163	452.00	BL
125	50	120	2	660	010880180	363.00	4	850	010881164	474.00	
125	50	140	2	760	010880181	402.00	4	960	010881165	528.00	
125	50	150	4	820	010880182	449.50	4	1,020	010881166	565.00	
125	50	160	4	870	010880183	484.00	4	1,070	010881167	595.00	
125	50	180	4	980	010880184	545.00	4	1,180	010881168	656.00	
125	50	200	4	1,090	010880185	605.00	4	1,290	010881169	716.00	
125	50	220 <sup>DT</sup>	4	1,200	010881708	704.00	upon request				
125	60	90	4	530	010880226	346.00	4	760	010881210	474.00	
125	60	120	4	710	010880227	391.50	4	940	010881211	521.00	
125	60	140	4	820	010880228	456.50	4	1,050	010881212	586.00	
125	60	150	4	880	010880229	489.50	4	1,110	010881213	619.00	
125	60	160	4	940	010880230	548.00	4	1,170	010881214	651.00	
125	60	180	4	1,060	010880231	587.00	4	1,290	010881215	717.00	
125	60	200	4	1,170	010880232	653.00	4	1,400	010881216	782.00	
125	60	220 <sup>DT</sup>	4	1,290	010881710	757.00	upon request				
125	80	90	4	610	010880266	414.50	4	900	010881250	614.00	
125	80	120	4	810	010880267	472.50	4	1,110	010881251	648.00	
125	80	140	4	940	010880268	551.00	4	1,240	010881252	727.00	
125	80	150	4	1,010	010880269	591.00	4	1,310	010881253	766.00	
125	80	160	4	1,070	010880270	630.00	4	1,370	010881254	805.00	
125	80	180	4	1,210	010880271	709.00	4	1,510	010881255	884.00	
125	80	200	4	1,340	010880272	787.00	4	1,640	010881256	963.00	
125	80	220 <sup>DT</sup>	4	1,480	010881712	975.00	upon request				
125	100	90	4	680	010880301	487.50	4	1,050	010881285	749.00	
125	100	120	4	910	010880302	568.00	4	1,270	010881286	785.00	
125	100	140	4	1,060	010880303	660.00	4	1,420	010881287	878.00	
125	100	150	4	1,130	010880304	700.00	4	1,500	010881288	925.00	
125	100	160	4	1,210	010880305	765.00	4	1,570	010881289	972.00	
125	100	180	4	1,360	010880306	840.00	4	1,720	010881290	1,065.00	
125	100	200	4	1,510	010880307	933.00	4	1,870	010881291	1,158.00	
125	100	220 <sup>DT</sup>	4	1,660	010881714	1,085.00	upon request				

<sup>DT</sup> Delivery time on request


GRATINGS




Mesh 30/10



Mesh 30/30



Expanded metal



Mesh 30/10 car passable

**Gratings standard depth** walk-on up to 1.5 kN (point load), car passable up to 9.0 kN (wheel load)

Light well width in cm	Light well depth in cm	Width in cm	Depth in cm	Grate type	Item no.	Item/ PKU	€/ Item	MG
125	50	128	49.5	Mesh 30/10	010882306	1	126.20	BL
125	50	128	49.5	Mesh 30/30	010882325	1	89.00	
125	50	128	49.5	Expanded metal	010882344	1	89.00	
125	50	128	49.5	Mesh 30/10 PKW	010882363	1	315.00	
125	60	128	59.5	Mesh 30/10	010882307	1	158.40	
125	60	128	59.5	Mesh 30/30	010882326	1	105.60	
125	60	128	59.5	Expanded metal	010882345	1	105.60	
125	60	128	59.5	Mesh 30/10 PKW	010882364	1	327.50	
125	80	128	79.5	Mesh 30/10	010882308	1	245.50	
125	80	128	79.5	Mesh 30/30	010882327	1	186.60	
125	80	128	79.5	Expanded metal	010882346	1	186.60	
125	80	128	79.5	Mesh 30/10 PKW	010882365	1	433.00	
125	100	128	99.5	Mesh 30/10	010882309	1	303.50	
125	100	128	99.5	Mesh 30/30	010882328	1	222.50	
125	100	128	99.5	Expanded metal	010882347	1	222.50	
125	100	128	99.5	Mesh 30/10 PKW	010882366	1	493.00	

**Gratings extra deep** for low plaster application, delivery time on request. Walk-on up to 1.5 kN (point load), car passable up to 9.0 kN (wheel load)

Light well width in cm	Light well depth in cm	Width in cm	Depth in cm	Grate type	Item no.	Item/ PKU	€/ Item	MG
125	50	128	52	Mesh 30/10	010882028	1	131.20	BL
125	50	128	52	Mesh 30/30	010882076	1	92.40	
125	50	128	52	Expanded metal	010882122	1	92.40	
125	50	128	52	Mesh 30/10 PKW	010882148	1	327.50	
125	60	128	62	Mesh 30/10	010882036	1	164.60	
125	60	128	62	Mesh 30/30	010882083	1	109.80	
125	60	128	62	Expanded metal	010882130	1	109.80	
125	60	128	62	Mesh 30/10 PKW	010882152	1	341.00	
125	80	128	82	Mesh 30/10	010882045	1	255.50	
125	80	128	82	Mesh 30/30	010882091	1	194.00	
125	80	128	82	Expanded metal	010882137	1	194.00	
125	80	128	82	Mesh 30/10 PKW	010882155	1	450.00	
125	100	128	102	Mesh 30/10	010882050	1	315.50	
125	100	128	102	Mesh 30/30	010882094	1	231.50	
125	100	128	102	Expanded metal	010882140	1	231.50	
125	100	128	102	Mesh 30/10 PKW	010882159	1	514.00	

> **NOTE: Shortened gratings:** available to order. Other special depths on request.

**Truck passable gratings:** We offer grates for a wheel load of 5 tons (50 kN, equivalent to SLW 30) and 10 tons (100 kN, equivalent to SLW 60).

**RC2 and RC3 gratings:** available on request.



**CONCRETE LIGHT WELL MEAVECTOR**

Width 152 cm

**LIGHT WELL BODY**

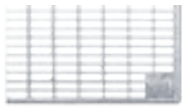
Made of concrete, fold inside. Variant with bottom: with integrated drainage connection for DN100. Order-specific with closed bottom, with drain DN50 and in other dimensions possible. All dimensions are inside dimensions (clear dimensions).

MEAVECTOR  
without bottomMEAVECTOR  
with bottom**Without bottom****With bottom**


Clear width in cm	Clear depth in cm	Clear height in cm	Brackets required	kg/item	Item no.	€/Item	Brackets required	kg/item	Item no.	€/Item	MG	
152	50	90	4	550	010880187	433.50	4	790	010881171	469.00	BL	
152	50	120	4	730	010880188	516.00	4	970	010881172	569.00		
152	50	140	4	850	010880189	554.00	4	1,090	010881173	600.00		
152	50	150	4	910	010880190	603.00	4	1,150	010881174	653.00		
152	50	160	4	970	010880191	667.00	4	1,210	010881175	723.00		
152	50	180	4	1,090	010880192	687.00	4	1,330	010881176	745.00		
152	50	200	4	1,220	010880193	735.00	4	1,450	010881177	789.00		
152	50	220 <sup>DT</sup>	4	1,340	010881716	845.00	upon request					
152	60	90	4	590	010880234	472.50	4	860	010881218	658.00		
152	60	120	4	780	010880235	552.00	4	1,060	010881219	735.00		
152	60	140	4	910	010880236	644.00	4	1,190	010881220	768.00		
152	60	150	4	980	010880237	690.00	4	1,250	010881221	810.00		
152	60	160	4	1,040	010880238	736.00	4	1,320	010881222	837.00		
152	60	180	4	1,170	010880239	824.00	4	1,450	010881223	891.00		
152	60	200	4	1,300	010880240	881.00	4	1,580	010881224	971.00		
152	60	220 <sup>DT</sup>	4	1,430	010881718	939.00	upon request					
152	80	90	4	660	010880274	501.00	4	1,020	010881258	770.00		
152	80	120	4	880	010880275	580.00	4	1,240	010881259	814.00		
152	80	140	4	1,030	010880276	676.00	4	1,380	010881260	910.00		
152	80	150	4	1,100	010880277	725.00	4	1,460	010881261	959.00		
152	80	160	4	1,180	010880278	824.00	4	1,530	010881262	1,007.00		
152	80	180	4	1,320	010880279	869.00	4	1,680	010881263	1,103.00		
152	80	200	4	1,470	010880280	966.00	4	1,820	010881264	1,200.00		
152	80	220 <sup>DT</sup>	4	1,620	010881720	1,059.00	upon request					
152	100	90	4	740	010880309	559.00	4	1,170	010881293	888.00		
152	100	120	4	980	010880310	664.00	4	1,420	010881294	933.00		
152	100	140	4	1,150	010880311	754.00	4	1,580	010881295	977.00		
152	100	150	4	1,230	010880312	808.00	4	1,660	010881296	1,094.00		
152	100	160	4	1,310	010880313	893.00	4	1,740	010881297	1,148.00		
152	100	180	4	1,470	010880314	970.00	4	1,910	010881298	1,256.00		
152	100	200	4	1,640	010880315	1,077.00	4	2,070	010881299	1,363.00		
152	100	220 <sup>DT</sup>	4	1,800	010881722	1,155.00	upon request					

<sup>DT</sup> Delivery time on request

GRATINGS




Mesh 30/10



Mesh 30/30



Expanded metal



Mesh 30/10 car passable

**Gratings standard depth** walk-on up to 1.5 kN (point load), car passable up to 9.0 kN (wheel load)

Light well width in cm	Light well depth in cm	Width in cm	Depth in cm	Grate type	Item no.	Item/ PKU	€/ Item	MG
152	50	156	49.5	Mesh 30/10	010882033	1	225.50	BL
152	50	156	49.5	Mesh 30/30	010882080	1	174.80	
152	50	156	49.5	Expanded metal	010882127	1	174.80	
152	50	156	49.5	Mesh 30/10 PKW	010882043	1	429.00	
152	60	156	59.5	Mesh 30/10	010882310	1	258.50	
152	60	156	59.5	Mesh 30/30	010882329	1	201.00	
152	60	156	59.5	Expanded metal	010882348	1	201.00	
152	60	156	59.5	Mesh 30/10 PKW	010882367	1	451.00	
152	80	156	79.5	Mesh 30/10	010882311	1	294.50	
152	80	156	79.5	Mesh 30/30	010882330	1	269.00	
152	80	156	79.5	Expanded metal	010882349	1	269.00	
152	80	156	79.5	Mesh 30/10 PKW	010882368	1	538.00	
152	100	156	99.5	Mesh 30/10	010882312	1	294.50	
152	100	156	99.5	Mesh 30/30	010882331	1	271.50	
152	100	156	99.5	Expanded metal	010882350	1	271.50	
152	100	156	99.5	Mesh 30/10 PKW	010882369	1	616.00	

**Gratings extra deep** for low plaster application, delivery time on request. Walk-on up to 1.5 kN (point load), car passable up to 9.0 kN (wheel load)

Light well width in cm	Light well depth in cm	Width in cm	Depth in cm	Grate type	Item no.	Item/ PKU	€/ Item	MG
152	50	156	52	Mesh 30/10	010882029	1	234.00	BL
152	50	156	52	Mesh 30/30	010882077	1	181.80	
152	50	156	52	Expanded metal	010882123	1	181.80	
152	50	156	52	Mesh 30/10 PKW	010882149	1	446.00	
152	60	156	62	Mesh 30/10	010882037	1	269.00	
152	60	156	62	Mesh 30/30	010882084	1	208.50	
152	60	156	62	Expanded metal	010882131	1	208.50	
152	60	156	62	Mesh 30/10 PKW	010882153	1	463.50	
152	80	156	82	Mesh 30/10	010882046	1	303.00	
152	80	156	82	Mesh 30/30	010882092	1	279.50	
152	80	156	82	Expanded metal	010882138	1	279.50	
152	80	156	82	Mesh 30/10 PKW	010882156	1	559.00	
152	100	156	102	Mesh 30/10	010882051	1	306.50	
152	100	156	102	Mesh 30/30	010882095	1	282.00	
152	100	156	102	Expanded metal	010882141	1	282.00	
152	100	156	102	Mesh 30/10 PKW	010882160	1	640.00	

> **NOTE: Shortened gratings:** available to order. Other special depths on request.

**Truck passable gratings:** We offer grates for a wheel load of 5 tons (50 kN, equivalent to SLW 30) and 10 tons (100 kN, equivalent to SLW 60).

**RC2 and RC3 gratings:** available on request.

**CONCRETE LIGHT WELL MEAVECTOR**

Width 205 cm

**LIGHT WELL BODY**

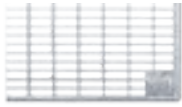
Made of concrete, fold inside. Variant with bottom: with integrated drainage connection for DN100. Order-specific with closed bottom, with drain DN50 and in other dimensions possible. All dimensions are inside dimensions (clear dimensions).

MEAVECTOR  
without bottomMEAVECTOR  
with bottom**Without bottom****With bottom**


Clear width in cm	Clear depth in cm	Clear height in cm	Brackets required	kg/item	Item no.	€/Item	Brackets required	kg/item	Item no.	€/Item	MG
205	50	90	4	660	010880195	507.00	4	970	010881179	669.00	BL
205	50	120	4	880	010880196	599.00	4	1,190	010881180	736.00	
205	50	140	4	1,030	010880197	656.00	4	1,340	010881181	800.00	
205	50	150	4	1,100	010880198	701.00	4	1,410	010881182	829.00	
205	50	160	4	1,170	010880199	766.00	4	1,480	010881183	868.00	
205	50	180	4	1,320	010880200	811.00	4	1,630	010881184	907.00	
205	50	200	4	1,460	010880201	906.00	4	1,780	010881185	982.00	
205	50	220 <sup>DT</sup>	4	1,610	010881724	1,000.00	upon request				
205	60	90	4	700	010880242	556.00	4	1,060	010881226	802.00	
205	60	120	4	930	010880243	649.00	4	1,290	010881227	882.00	
205	60	140	4	1,090	010880244	757.00	4	1,450	010881228	958.00	
205	60	150	4	1,160	010880245	811.00	4	1,530	010881229	995.00	
205	60	160	4	1,240	010880246	865.00	4	1,600	010881230	1,081.00	
205	60	180	4	1,390	010880247	973.00	4	1,760	010881231	1,152.00	
205	60	200	4	1,550	010880248	1,081.00	4	1,910	010881232	1,177.00	
205	60	220 <sup>DT</sup>	4	1,700	010881726	1,186.00	upon request				
205	80	90	4	780	010880282	602.00	4	1,240	010881266	939.00	
205	80	120	4	1,030	010880283	699.00	4	1,500	010881267	1,016.00	
205	80	140	4	1,200	010880284	816.00	4	1,670	010881268	1,133.00	
205	80	150	4	1,290	010880285	874.00	4	1,760	010881269	1,191.00	
205	80	160	4	1,380	010880286	932.00	4	1,840	010881270	1,249.00	
205	80	180	4	1,550	010880287	1,048.00	4	2,010	010881271	1,366.00	
205	80	200	4	1,720	010880288	1,165.00	4	2,180	010881272	1,482.00	
205	80	220 <sup>DT</sup>	4	1,890	010881728	1,313.00	upon request				
205	100	90	4	850	010880317	661.00	4	1,420	010881301	1,042.00	
205	100	120	4	1,130	010880318	769.00	4	1,700	010881302	1,156.00	
205	100	140	4	1,320	010880319	896.00	4	1,890	010881303	1,284.00	
205	100	150	4	1,420	010880320	960.00	4	1,990	010881304	1,348.00	
205	100	160	4	1,510	010880321	1,024.00	4	2,080	010881305	1,412.00	
205	100	180	4	1,700	010880322	1,152.00	4	2,270	010881306	1,539.00	

<sup>DT</sup> Delivery time on request


GRATINGS




Mesh 30/10



Mesh 30/30



Expanded metal



Mesh 30/10 car passable

**Gratings standard depth** walk-on up to 1.5 kN (point load), car passable up to 9.0 kN (wheel load)

Light well width in cm	Light well depth in cm	Width in cm	Depth in cm	Grate type	Item no.	Item/ PKU	€/ Item	MG
205	50	209	49.5	Mesh 30/10	010882006	1	301.50	BL
205	50	209	49.5	Mesh 30/30	010882056	1	195.40	
205	50	209	49.5	Expanded metal	010882100	1	195.40	
205 <sup>1)</sup>	50	103.5	49.5	Mesh 30/10 PKW	010882359	1	240.50	
205	60	209	59.5	Mesh 30/10	010882313	1	311.00	
205	60	209	59.5	Mesh 30/30	010882332	1	224.00	
205	60	209	59.5	Expanded metal	010882351	1	224.00	
205 <sup>1)</sup>	60	103.5	59.5	Mesh 30/10 PKW	010882360	1	264.00	
205	80	209	79.5	Mesh 30/10	010882314	1	473.00	
205	80	209	79.5	Mesh 30/30	010882333	1	372.50	
205	80	209	79.5	Expanded metal	010882352	1	372.50	
205 <sup>1)</sup>	80	103.5	79.5	Mesh 30/10 PKW	010882361	1	320.00	
205	100	209	99.5	Mesh 30/10	010882315	1	550.00	
205	100	209	99.5	Mesh 30/30	010882334	1	434.50	
205	100	209	99.5	Expanded metal	010882353	1	434.50	
205 <sup>1)</sup>	100	103.5	99.5	Mesh 30/10 PKW	010882362	1	368.50	

<sup>1)</sup> Order two gratings per light well; additionally order 1x support bracket and 3x heavy-duty anchors (Accessories for 2-part gratings, page 142).

**Gratings extra deep** for low plaster application, delivery time on request. Walk-on up to 1.5 kN (point load), car passable up to 9.0 kN (wheel load)

Light well width in cm	Light well depth in cm	Width in cm	Depth in cm	Grate type	Item no.	Item/ PKU	€/ Item	MG
205	50	209	52	Mesh 30/10	010882002	1	313.50	BL
205	50	209	52	Mesh 30/30	010882052	1	203.00	
205	50	209	52	Expanded metal	010882096	1	203.00	
205 <sup>1)</sup>	50	103.5	52	Mesh 30/10 PKW	010882147	1	250.00	
205	60	209	62	Mesh 30/10	010882018	1	323.50	
205	60	209	62	Mesh 30/30	010882068	1	233.00	
205	60	209	62	Expanded metal	010882112	1	233.00	
205 <sup>1)</sup>	60	103.5	62	Mesh 30/10 PKW	010882151	1	274.00	
205	80	209	82	Mesh 30/10	010882022	1	491.50	
205	80	209	82	Mesh 30/30	010882071	1	387.50	
205	80	209	82	Expanded metal	010882116	1	387.50	
205 <sup>1)</sup>	80	103.5	82	Mesh 30/10 PKW	010882154	1	333.00	
205	100	209	102	Mesh 30/10	010882024	1	572.00	
205	100	209	102	Mesh 30/30	010882073	1	451.50	
205	100	209	102	Expanded metal	010882118	1	451.50	
205 <sup>1)</sup>	100	103.5	102	Mesh 30/10 PKW	010882158	1	384.00	

<sup>1)</sup> Order two gratings per light well; additionally order 1x support bracket and 3x heavy-duty anchors (Accessories for 2-part gratings, page 142).

> **NOTE: Shortened gratings:** available to order. Other special depths on request.

**Car passable gratings:** In addition to the 2-part standard solution with wall-side support bracket, we are happy to offer you a 1-part variant on request for mounting on insulation.

**Truck passable gratings:** We offer grates for a wheel load of 5 tons (50 kN, equivalent to SLW 30) and 10 tons (100 kN, equivalent to SLW 60).

**RC2 and RC3 gratings:** available on request.

**CONCRETE LIGHT WELL MEAVECTOR**

Width 252 cm

**LIGHT WELL BODY**

Made of concrete, fold inside. Variant with bottom: with integrated drainage connection for DN100. Order-specific with closed bottom, with drain DN50 and in other dimensions possible. All dimensions are inside dimensions (clear dimensions).



MEAVECTOR  
without bottom



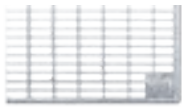
MEAVECTOR  
with bottom

**Without bottom****With bottom**


Clear width in cm	Clear depth in cm	Clear height in cm	Brackets required	kg/ item	Item no.	€/ Item	Brackets required	kg/ item	Item no.	€/ Item	MG
252	50	90	4	760	010880203	689.00	4	1,140	010881187	1,003.00	BL
252	50	120	4	1,010	010880204	716.00	4	1,390	010881188	1,028.00	
252	50	140	4	1,180	010880205	836.00	4	1,560	010881189	1,104.00	
252	50	150	4	1,260	010880206	895.00	4	1,640	010881190	1,163.00	
252	50	160	4	1,350	010880207	955.00	4	1,730	010881191	1,223.00	
252	50	180	4	1,520	010880208	1,060.00	4	1,890	010881192	1,342.00	
252	50	200	4	1,680	010880209	1,178.00	4	2,060	010881193	1,462.00	
252	50	220 <sup>DT</sup>	4	1,850	010881730	1,298.00	upon request				
252	60	90	4	800	010880250	731.00	4	1,240	010881234	1,064.00	
252	60	120	4	1,060	010880251	812.00	4	1,500	010881235	1,065.00	
252	60	140	4	1,240	010880252	886.00	4	1,680	010881236	1,190.00	
252	60	150	4	1,330	010880253	940.00	4	1,770	010881237	1,253.00	
252	60	160	4	1,420	010880254	1,035.00	4	1,860	010881238	1,316.00	
252	60	180	4	1,590	010880255	1,128.00	4	2,030	010881239	1,441.00	
252	60	200	4	1,770	010880256	1,254.00	4	2,210	010881240	1,563.00	
252	60	220 <sup>DT</sup>	4	1,950	010881731	1,438.00	upon request				
252	80	90	4	870	010880290	960.00	4	1,440	010881274	1,177.00	
252	80	120	4	1,160	010880291	1,057.00	4	1,730	010881275	1,339.00	
252	100	90	4	950	010880325	1,149.00	4	1,640	010881309	1,457.00	
252	100	120	4	1,270	010880326	1,179.00	4	1,960	010881310	1,764.00	

<sup>DT</sup> Delivery time on request


GRATINGS




Mesh 30/10



Mesh 30/30



Expanded metal



Mesh 30/10 car passable

**Gratings standard depth** walk-on up to 1.5 kN (point load), car passable up to 9.0 kN (wheel load)

Light well width in cm	Light well depth in cm	Width in cm	Depth in cm	Grate type	Item no.	Item/ PKU	€/ Item	MG
252	50	256	49.5	Mesh 30/10	010882007	1	324.00	BL
252	50	256	49.5	Mesh 30/30	010882057	1	249.50	
252	50	256	49.5	Expanded metal	010882101	1	249.50	
252 <sup>1)</sup>	50	128	49.5	Mesh 30/10 PKW	010882363	1	315.00	
252	60	256	59.5	Mesh 30/10	010882316	1	329.00	
252	60	256	59.5	Mesh 30/30	010882335	1	283.00	
252	60	256	59.5	Expanded metal	010882354	1	283.00	
252 <sup>1)</sup>	60	128	59.5	Mesh 30/10 PKW	010882364	1	327.50	
252	80	256	79.5	Mesh 30/10	010882317	1	563.00	
252	80	256	79.5	Mesh 30/30	010882336	1	443.50	
252	80	256	79.5	Expanded metal	010882355	1	443.50	
252 <sup>1)</sup>	80	128	79.5	Mesh 30/10 PKW	010882365	1	433.00	
252	100	256	99.5	Mesh 30/10	010882318	1	679.00	
252	100	256	99.5	Mesh 30/30	010882337	1	517.00	
252	100	256	99.5	Expanded metal	010882356	1	517.00	
252 <sup>1)</sup>	100	128	99.5	Mesh 30/10 PKW	010882366	1	493.00	

<sup>1)</sup> Order two gratings per light well; additionally order 1x support bracket and 3x heavy-duty anchors (Accessories for 2-part gratings, page 142).

**Gratings extra deep** for low plaster application, delivery time on request. Walk-on up to 1.5 kN (point load), car passable up to 9.0 kN (wheel load)

Light well width in cm	Light well depth in cm	Width in cm	Depth in cm	Grate type	Item no.	Item/ PKU	€/ Item	MG
252	50	256	52	Mesh 30/10	010882003	1	336.50	BL
252	50	256	52	Mesh 30/30	010882053	1	260.00	
252	50	256	52	Expanded metal	010882097	1	260.00	
252 <sup>1)</sup>	50	128	52	Mesh 30/10 PKW	010882148	1	327.50	
252	60	256	62	Mesh 30/10	010882019	1	342.50	
252	60	256	62	Mesh 30/30	010882069	1	294.00	
252	60	256	62	Expanded metal	010882113	1	294.00	
252 <sup>1)</sup>	60	128	62	Mesh 30/10 PKW	010882152	1	341.00	
252	80	256	82	Mesh 30/10	010882023	1	585.00	
252	80	256	82	Mesh 30/30	010882072	1	461.00	
252	80	256	82	Expanded metal	010882117	1	461.00	
252 <sup>1)</sup>	80	128	82	Mesh 30/10 PKW	010882155	1	450.00	
252	100	256	102	Mesh 30/10	010882025	1	706.00	
252	100	256	102	Mesh 30/30	010882074	1	538.00	
252	100	256	102	Expanded metal	010882119	1	538.00	
252 <sup>1)</sup>	100	128	102	Mesh 30/10 PKW	010882159	1	514.00	

<sup>1)</sup> Order two gratings per light well; additionally order 1x support bracket and 3x heavy-duty anchors (Accessories for 2-part gratings, page 142).

> **NOTE: Shortened gratings:** available to order. Other special depths on request.

**Car passable gratings:** In addition to the 2-part standard solution with wall-side support bracket, we are happy to offer you a 1-part variant on request for mounting on insulation.

**Truck passable gratings:** We offer grates for a wheel load of 5 tons (50 kN, equivalent to SLW 30) and 10 tons (100 kN, equivalent to SLW 60).

**RC2 and RC3 gratings:** available on request.

## CONCRETE LIGHT WELL MEAVECTOR

### Accessories

#### MOUNTING KITS

Included in the set are: 2 or 4 mounting brackets incl. the necessary M16 heavy-duty anchors and fastening screws (in the set with 2 mounting brackets, 2 plastic spacer blocks are also included).



Mounting bracket  
standard

Insulation thickness in cm	Number Mounting bracket	Item no.	Item/ PKU	€/Item	MG
0	2	010882376	1	25.10	BZ
0	4	010882378	1	50.10	
6	2	010883024	1	36.60	
6	4	010883010	1	72.80	
8	2	010883021	1	30.40	
8	4	010883007	1	60.30	
10	2	010883022	1	30.40	
10	4	010883008	1	60.30	
12	2	010883023	1	30.40	
12	4	010883009	1	60.30	
14	2	010883024	1	36.60	
14	4	010883010	1	72.80	
16	2	010883025	1	36.60	
16	4	010883011	1	72.80	
18	2	010883026	1	36.60	
18	4	010883012	1	72.80	
20	2	010883027	1	36.60	
20	4	010883013	1	72.80	
22-30	2	010882900	1	106.60	
22-30	4	010882901	1	213.00	

#### QUICK MOUNTING KITS FOR INSULATION BRIDGING

Alternative fastening of the concrete light well MEAVECTOR when mounted on perimeter insulation **the insulation in the area of the mounting bracket no longer needs to be cut out for this**. A set consists of 4 retaining brackets with fixing screws, 4 heavy-duty anchors M16 and 4 fixing elements.



Quick mounting kit

Insulation thickness in cm	Item no.	Item/ PKU	€/Item	MG
10	010882910	1	67.80	BZ
12	010882912	1	67.80	
14 <sup>DT</sup>	010882914	1	79.00	
16 <sup>DT</sup>	010882916	1	82.80	

<sup>DT</sup> Delivery time on request



## RECOMMENDED ACCESSORIES

For a safe lifting and mounting we recommend crane rope safety bolts.




Crane rope securing bolt


Designation	Item no.	Item/ PKU	€/Item	MG
Crane rope securing bolt M18 (2 pieces)	010883028	1	107.20	BZ
Safety chain 80 cm (2 pieces)	010113019	50	7.30	
Grating guard with cover plate (2 pieces)	010865901	30	71.10	

## CONCRETE ATTACHMENTS

Concrete light well attachments, fold inside, for height compensation by 10, 15 or 20 cm.



Concrete top (grate not included)



Schematic representation

**Matching gratings** Order the gratings matching the respective size of the light well for the concrete attachments

> from page 122


### Concrete attachments +10 cm

Light well width in cm	Light well depth in cm	Height in cm	Weight in kg	Item no.	Item/ PKU	€/Item	MG
80	50	10	50	010881426	1	98.80	BZ
80	60	10	60	010881458	1	109.40	
100	50	10	50	010881433	1	109.80	
100	60	10	60	010881465	1	120.80	
100	80	10	70	010881490	1	136.60	
100	100	10	80	010881515	1	144.40	
125	50	10	60	010881438	1	128.80	
125	60	10	70	010881470	1	138.80	
125	80	10	70	010881495	1	161.00	
125	100	10	80	010881520	1	184.00	


> **NOTE:** Concrete tops 25 to 50 cm on request (in 5 cm steps)

## CONCRETE LIGHT WELL MEAVECTOR

### Accessories



Concrete top (grate not included)



Schematic representation

**Matching gratings** Order the gratings matching the respective size of the light well for the concrete attachments

> from page 122

### Concrete attachments +15 cm

Light well width in cm	Light well depth in cm	Height in cm	Weight in kg	Item no.	Item/ PKU	€/ Item	MG
80	50	15	70	010881427	1	97.70	BZ
80	60	15	80	010881459	1	108.80	
100	50	15	80	010881434	1	109.80	
100	60	15	80	010881466	1	120.40	
100	80	15	100	010881491	1	136.60	
100	100	15	110	010881516	1	144.40	
125	50	15	80	010881439	1	130.40	
125	60	15	90	010881471	1	140.60	
125	80	15	110	010881496	1	164.40	
125	100	15	120	010881521	1	185.00	
152	50	15	90	010881444	1	179.20	
152	60	15	100	010881476	1	215.00	
152	80	15	110	010881501	1	237.00	
152	100	15	130	010881526	1	264.00	
205	50	15	110	010881449	1	245.00	
205	60	15	120	010881481	1	306.00	
205	80	15	130	010881506	1	336.50	
205	100	15	150	010881531	1	369.50	

### Concrete attachments +20 cm

Light well width in cm	Light well depth in cm	Height in cm	Weight in kg	Item no.	Item/ PKU	€/ Item	MG
80	50	20	100	010881428	1	91.90	BZ
80	60	20	110	010881460	1	103.00	
100	50	20	100	010881435	1	105.00	
100	60	20	110	010881467	1	114.20	
100	80	20	130	010881492	1	136.60	
100	100	20	150	010881517	1	144.40	
125	50	20	110	010881440	1	134.60	
125	60	20	120	010881472	1	145.00	
125	80	20	140	010881497	1	170.60	
125	100	20	160	010881522	1	185.00	
152	50	20	130	010881445	1	179.20	
152	60	20	140	010881477	1	215.50	
152	80	20	150	010881502	1	235.50	
152	100	20	170	010881527	1	262.50	
205	50	20	150	010881450	1	245.00	
205	60	20	160	010881482	1	321.50	
205	80	20	180	010881507	1	354.50	
205	100	20	200	010881532	1	384.00	


> **NOTE:** Concrete tops 25 to 50 cm on request (in 5 cm steps)

### PVC ATTACHMENT MEAFLEX

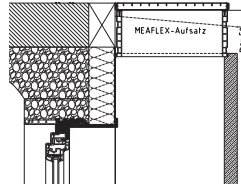
Made of PVC, for fold inside, incl. pre-assembled steel casing, total height 32.8 cm, can be shortened on site to 8 cm (also at desired angle, max. 5°). For use with 4-sided repaving in areas that can be walked on (e.g. terraces). Stackable on top of each other (max. 3 pieces).



MEAFLEX for MEAVECTOR



Schematic representation



Cross section

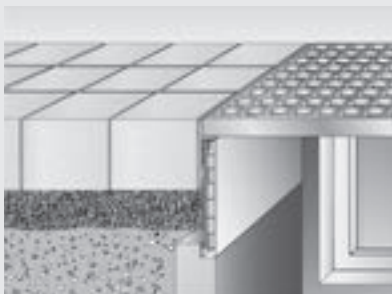
**Suitable gratings** Gratings MEAFLEX are required for the MEAFLEX PVC attachment.

> from page 140

Light well width in cm	Light well depth in cm	Useful height in cm	Item no.	Item/ PKU	€/ Item	MG
80	50	30	010882615	1	219.00	BL
80	60	30	010882620	1	242.00	
100	50	30	010882625	1	247.00	
100	60	30	010882630	1	273.00	
100	80	30	010882675	1	347.00	
100	100	30	010882700	1	437.00	
125	50	30	010882635	1	282.00	
125	60	30	010882640	1	308.50	
125	80	30	010882680	1	384.00	
125	100	30	010882705	1	450.00	
152	50	30	010882650	1	330.50	
152	60	30	010882645	1	362.50	
152	80	30	010882685	1	405.00	
152	100	30	010882710	1	477.00	
205	50	30	010882655	1	419.00	
205	60	30	010882665	1	435.50	
205	80	30	010882690	1	448.50	
205	100	30	010882715	1	528.00	
252	50	30	010882660	1	497.00	
252	60	30	010882670	1	514.00	
252	80	30	010882695	1	498.50	
252	100	30	010882720	1	580.00	

> **NOTE:** Please install the light well with the inner fold facing upwards, taking into account the additional build-up caused by the attachment.

#### NOTES ON PVC ATTACHMENT MEAFLEX



- ✓ Walk-on, 4-sided circumferential attachment made of PVC with pre-assembled steel casing for 4-sided paving, e.g. in the terrace area or in stair landings
- ✓ The concrete edge of the base body is no longer visible after processing
- ✓ + 30 cm useful height

## CONCRETE LIGHT WELL MEAVECTOR

### Accessories

#### STEEL ATTACHMENT

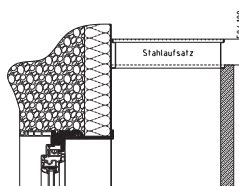
Made of galvanised steel, angle profile (3 mm), for fold inside, circumferential, for raising the top edge of the grating to 5 or 10 cm above the top edge of the light well. For a flush paving, the concrete edge is no longer visible after processing.



Steel attachment MEAVECTOR



Schematic representation



Cross section

**Suitable gratings** Gratings MEAFLEX are required for the steel attachment. Walk-on and car passable.

> from page 140


#### Steel attachment +5 cm

Light well width in cm	Light well depth in cm	Clear height in cm	Item no.	Item/ PKU	€/ Item	MG
80	50	5	010882725	1	82.50	BL
80	60	5	010882730	1	94.90	
100	50	5	010882735	1	89.90	
100	60	5	010882740	1	104.80	
100	80	5	010882745	1	121.20	
100	100	5	010882750	1	129.60	
125	50	5	010882755	1	98.60	
125	60	5	010882760	1	114.80	
125	80	5	010882765	1	135.80	
125	100	5	010882770	1	142.00	
152	50	5	010882775	1	137.20	
152	60	5	010882780	1	142.00	
152	80	5	010882785	1	148.40	
152	100	5	010882790	1	154.60	
205	50	5	010882795	1	180.60	
205	60	5	010882800	1	209.50	
205	80	5	010882805	1	243.00	
205	100	5	010882810	1	261.50	
252	50	5	010882815	1	199.40	
252	60	5	010882820	1	230.50	
252	80	5	010882825	1	271.50	
252	100	5	010882830	1	286.50	

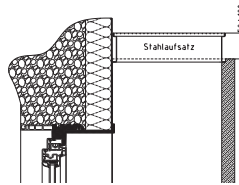
> **NOTE:** Please install the light well with the inner fold facing upwards, taking into account the additional build-up caused by the attachment.



Steel attachment MEAVECTOR



Schematic representation



Cross section

**Suitable gratings** Gratings MEAFLEX are required for the steel attachment. Walk-on and car passable.

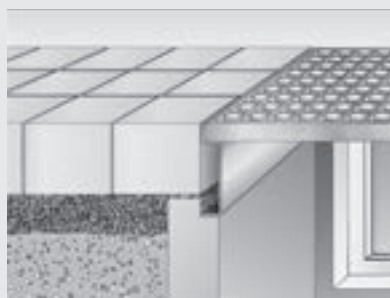
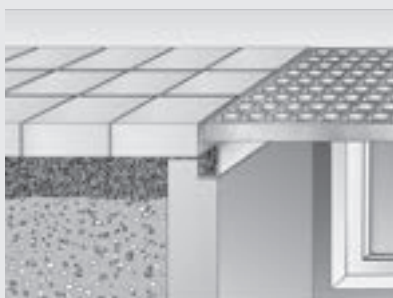
> from page 140

**Steel attachment +10 cm**

Light well width in cm	Light well depth in cm	Clear height in cm	Item no.	Item/ PKU	€/ Item	MG
80	50	10	010882500	1	148.40	BL
80	60	10	010882505	1	171.80	
100	50	10	010882510	1	162.00	
100	60	10	010882515	1	189.40	
100	80	10	010882520	1	202.00	
100	100	10	010882525	1	224.00	
125	50	10	010882530	1	195.40	
125	60	10	010882535	1	207.00	
125	80	10	010882540	1	230.50	
125	100	10	010882545	1	253.00	
152	50	10	010882550	1	227.00	
152	60	10	010882555	1	240.50	
152	80	10	010882560	1	260.00	
152	100	10	010882565	1	282.50	
205	50	10	010882570	1	286.50	
205	60	10	010882575	1	297.50	
205	80	10	010882580	1	320.00	
205	100	10	010882585	1	342.50	
252	50	10	010882590	1	338.50	
252	60	10	010882595	1	350.00	
252	80	10	010882600	1	372.00	
252	100	10	010882605	1	399.50	

> **NOTE:** Please install the light well with the inner fold facing upwards, taking into account the additional build-up caused by the attachment.

**NOTES ON STEEL ATTACHMENTS**



- ✓ 4-sided circumferential attachment made of galvanized steel for flush paving
- ✓ Concrete edge of the base body no longer visible after processing
- ✓ Car passable in combination with car grate due to 4-sided support
- ✓ Available in 2 heights: + 5 cm useful height, + 10 cm useful height

## CONCRETE LIGHT WELL MEAVECTOR

### Accessories


#### GRATINGS FOR PVC ATTACHMENT MEAFLEX / STEEL ATTACHMENT, WALK-ON



Mesh 30/10



Mesh 30/30



Expanded metal

#### Walk-on gratings for an attachment width 80 - 152 cm loadable up to 1.5 kN (point load)

For attachment width in cm	For attachment depth in cm	Width in cm	Height in cm	Depth in cm	Grate type	Item no.	Item/ PKU	€/ Item	MG
80	50	83.8	2.5	50	Mesh 30/10	010882450	1	77.30	BL
80	50	83.8	2.5	50	Mesh 30/30	010882460	1	52.90	
80	50	83.8	2.5	50	Expanded metal	010882470	1	52.90	
80	60	83.8	2.5	60	Mesh 30/10	010882451	1	92.80	
80	60	83.8	2.5	60	Mesh 30/30	010882461	1	61.90	
80	60	83.8	2.5	60	Expanded metal	010882471	1	61.90	
100	50	103.8	2.5	50	Mesh 30/10	010882452	1	92.80	
100	50	103.8	2.5	50	Mesh 30/30	010882462	1	61.90	
100	50	103.8	2.5	50	Expanded metal	010882472	1	61.90	
100	60	103.8	2.5	60	Mesh 30/10	010882453	1	120.00	
100	60	103.8	2.5	60	Mesh 30/30	010882463	1	76.00	
100	60	103.8	2.5	60	Expanded metal	010882473	1	76.00	
100	80	103.8	2.5	80	Mesh 30/10	010882499	1	191.80	
100	80	103.8	2.5	80	Mesh 30/30	010882484	1	144.00	
100	80	103.8	2.5	80	Expanded metal	010882514	1	144.00	
100	100	103.8	2.5	100	Mesh 30/10	010882504	1	229.00	
100	100	103.8	2.5	100	Mesh 30/30	010882489	1	173.60	
100	100	103.8	2.5	100	Expanded metal	010882519	1	173.60	
125	50	128.8	2.5	50	Mesh 30/10	010882454	1	126.20	
125	50	128.8	2.5	50	Mesh 30/30	010882464	1	89.00	
125	50	128.8	2.5	50	Expanded metal	010882474	1	89.00	
125	60	128.8	2.5	60	Mesh 30/10	010882455	1	158.40	
125	60	128.8	2.5	60	Mesh 30/30	010882465	1	105.60	
125	60	128.8	2.5	60	Expanded metal	010882475	1	105.60	
125	80	128.8	2.5	80	Mesh 30/10	010882544	1	235.00	
125	80	128.8	2.5	80	Mesh 30/30	010882485	1	178.40	
125	80	128.8	2.5	80	Expanded metal	010882547	1	178.40	
125	100	128.8	2.5	100	Mesh 30/10	010882546	1	290.00	
125	100	128.8	2.5	100	Mesh 30/30	010882490	1	213.00	
125	100	128.8	2.5	100	Expanded metal	010882548	1	213.00	
152	50	155.8	2.5	50	Mesh 30/10	010882494	1	215.50	
152	50	155.8	2.5	50	Mesh 30/30	010882479	1	167.00	
152	50	155.8	2.5	50	Expanded metal	010882509	1	167.00	
152	60	155.8	2.5	60	Mesh 30/10	010882456	1	258.50	
152	60	155.8	2.5	60	Mesh 30/30	010882466	1	201.00	
152	60	155.8	2.5	60	Expanded metal	010882476	1	201.00	
152	80	155.8	2.5	80	Mesh 30/10	010882501	1	282.00	
152	80	155.8	2.5	80	Mesh 30/30	010882486	1	260.00	
152	80	155.8	2.5	80	Expanded metal	010882516	1	260.00	
152	100	155.8	2.5	100	Mesh 30/10	010882506	1	390.00	
152	100	155.8	2.5	100	Mesh 30/30	010882491	1	257.50	
152	100	155.8	2.5	100	Expanded metal	010882521	1	257.50	

**Walk-on gratings for an attachment width 205 - 252 cm** loadable up to 1.5 kN (point load)

For attachment width in cm	For attachment depth in cm	Width in cm	Height in cm	Depth in cm	Grate type	Item no.	Item/ PKU	€/ Item	MG
205	50	208.8	2.5	50	Mesh 30/10	010882495	1	246.00	BL
205	50	208.8	2.5	50	Mesh 30/30	010882480	1	187.00	
205	50	208.8	2.5	50	Expanded metal	010882549	1	187.00	
205	60	208.8	2.5	60	Mesh 30/10	010882497	1	298.00	
205	60	208.8	2.5	60	Mesh 30/30	010882482	1	214.50	
205	60	208.8	2.5	60	Expanded metal	010882512	1	214.50	
205	80	208.8	2.5	80	Mesh 30/10	010882502	1	452.50	
205	80	208.8	2.5	80	Mesh 30/30	010882487	1	356.50	
205	80	208.8	2.5	80	Expanded metal	010882517	1	356.50	
205	100	208.8	2.5	100	Mesh 30/10	010882507	1	527.00	
205	100	208.8	2.5	100	Mesh 30/30	010882492	1	415.50	
205	100	208.8	2.5	100	Expanded metal	010882522	1	415.50	
252	50	255.8	2.5	50	Mesh 30/10	010882498	1	310.00	
252	50	255.8	2.5	50	Mesh 30/30	010882481	1	239.00	
252	50	255.8	2.5	50	Expanded metal	010882511	1	239.00	
252	60	255.8	2.5	60	Mesh 30/10	010882496	1	371.00	
252	60	255.8	2.5	60	Mesh 30/30	010882483	1	270.50	
252	60	255.8	2.5	60	Expanded metal	010882513	1	270.50	
252	80	255.8	2.5	80	Mesh 30/10	010882503	1	539.00	
252	80	255.8	2.5	80	Mesh 30/30	010882488	1	424.50	
252	80	255.8	2.5	80	Expanded metal	010882518	1	424.50	
252	100	255.8	2.5	100	Mesh 30/10	010882508	1	649.00	
252	100	255.8	2.5	100	Mesh 30/30	010882493	1	494.00	
252	100	255.8	2.5	100	Expanded metal	010882523	1	494.00	

**GRATINGS FOR STEEL ATTACHMENT, CAR PASSABLE**



Mesh 30/10 car passable

**Gratings car passable** loadable up to 9.0 kN

For attachment width in cm	For attachment depth in cm	Width in cm	Height in cm	Depth in cm	Grate type	Item no.	Item/ PKU	€/ Item	MG
80	50	83.8	2.5	50	30/10 CAR	010882524	1	189.40	BL
80	60	83.8	2.5	60	30/10 CAR	010882551	1	229.00	
100	50	103.8	2.5	50	30/10 CAR	010882552	1	230.50	
100	60	103.8	2.5	60	30/10 CAR	010882531	1	252.00	
100	80	103.8	2.5	80	30/10 CAR	010882536	1	306.50	
100	100	103.8	2.5	100	30/10 CAR	010882541	1	353.00	
125	50	128.8	2.5	50	30/10 CAR	010882526	1	301.50	
125	60	128.8	2.5	60	30/10 CAR	010882532	1	313.50	
125	80	128.8	2.5	80	30/10 CAR	010882537	1	414.00	
125	100	128.8	2.5	100	30/10 CAR	010882542	1	472.00	
152	50	155.8	2.5	50	30/10 CAR	010882527	1	382.50	
152	60	155.8	2.5	60	30/10 CAR	010882533	1	427.00	
152	80	155.8	2.5	80	30/10 CAR	010882538	1	515.00	
152	100	155.8	2.5	100	30/10 CAR	010882543	1	589.00	



## CONCRETE LIGHT WELL MEAVECTOR

### Accessories


#### ACCESSORIES FOR 2-PART GRATINGS

Support angle when using 2-part gratings for concrete light well MEAVECTOR, width 205/252 cm.

Designation	Item no.	Item/ PKU	€/Item	MG
<b>Support bracket</b> Length 148 cm	010882287	1	42.20	BZ
<b>Heavy duty anchor</b> (3 pieces required per support bracket, mounting without insulation)	010882288	1	3.60	

#### DRAINAGE

**MEASTOP PRO** is the first backwater protection with **building authority approval** by the German Institute for Building Technology DIBt (Berlin), for use in MEA light wells made of plastic or concrete for the drainage of rain water in accordance with DIN 1986-100. The MEASTOP PRO can replace additional backwater valves according to DIN EN 13564.



MEASTOP PRO (base body is already set in concrete in the light well)



MEASTOP PRO closure



MEASTOP PRO dirt filter

Here you can find out more details about the drainage connection MEASTOP PRO.



> page 99

Designation	Item no.	Item/ PKU	€/Item	MG
<b>MEASTOP PRO</b> Screw-on flange, dirt filter [1, 3]	010866080	1	29.70	LI
<b>Backwater protection MEASTOP PRO</b> incl. odour barrier (retrofitable) [2]	010866075	1	103.00	
<b>MEASTOP PRO Closure</b> (subsequently)	010864024	1	26.60	
<b>MEASTOP PRO Dirt filter</b> single [3]	010864029	1	20.20	

#### MOUNTING ACCESSORIES

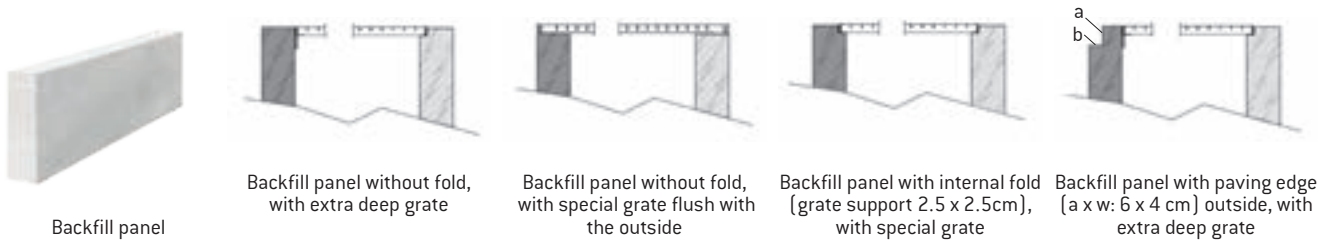
Designation	Item no.	Item/ PKU	€/Item	MG
<b>Mounting adhesive MEABOND</b> , white	016638894	20	13.60	LN
<b>Mounting adhesive MEAFIX</b> , grey	010865745	1	10.20	MF

#### OTHER ACCESSORIES

Designation	Item no.	Item/ PKU	€/Item	MG
<b>MEAVECTOR Step irons</b> (for exit assistance a step iron is needed every 30 cm)	016700344	1	63.90	BZ
<b>MEAVECTOR Step iron Accessories:</b> 4x heavy duty anchors M8	016700351	1	6.30	
<b>Grating protection</b> for emergency exit (2 pieces)	010865903	1	84.40	
<b>PVC standpipe</b> Ø 50 mm, transparent, length up to 200 cm	010883035	1	53.00	
<b>Angle rail</b> for grating support for L-light wells, length 40 cm, angle 6 x 6 x 0.6cm	016700342	1	40.90	

## BACKFILL PANELS

Without fold, for ventilation shafts, standard mounting on the light well is done with the supplied mounting adhesive. The width of the backfill panel is calculated from the light well width + 16 cm.



Light well width in cm	Height in cm	Item no.	Item/ PKU	€/ Item	MG
80	up to 50	016700318	1	103.40	BZ
80	up to 100	016700319	1	141.00	
100	up to 50	016700320	1	113.60	
100	up to 100	016700321	1	154.80	
125	up to 50	016700322	1	130.60	
125	up to 100	016700323	1	173.20	
152	up to 50	016700324	1	162.20	
152	up to 100	016700325	1	246.00	
205	up to 50	016700326	1	198.60	
205	up to 100	016700327	1	333.50	
252	up to 50	016700328	1	255.00	
252	up to 100	016700329	1	365.00	

> **NOTE:** Other versions are also available on request.

## GLASS COVER MEACAPE

Light well glass cover made of 4 mm single pane safety glass (ESG) incl. fixing material, fastened to the wall by means of aluminium profile.



Glass cover MEACAPE



> page 114

## Glass cover

Light well width in cm	Light well depth in cm	Width in cm	Depth in cm	Item no.	Item/ PKU	€/ Item	MG
80	50	117.5	76	010868370	20	87.70	LT
100	50	142.5	76	010868375	20	105.60	
100	60	142.5	84	010868377	20	118.60	
125	50+60	160	76	010868379	20	134.80	

> **NOTE:** Special sizes on request

## Mounting kits

Designation	Item no.	Item/ PKU	€/ Item	MG
Mounting kit, without insulation (already included with glass cover)	010868380	1	12.00	LT
Mounting kit, from 8 cm insulation thickness	010868385	1	13.30	

## CONCRETE LIGHT WELL MEAVECTOR INDIVIDUAL

Custom-made products

### CUSTOM MADE

In addition to the existing range of standard sizes, we also offer custom-made products.

#### Dimensions for light wells

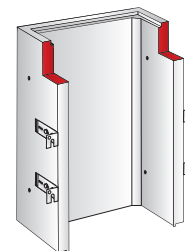
Widths: 80 to 350 cm in steps of 5 cm

Heights: 70 to 700 cm (depending on width/height/depth and weight) in steps of 10 cm

Depths: 30 to 100 cm in steps of 5 cm

#### Notches and cable ducts

You can also obtain concrete light wells with notches and bushings according to your specifications. A sketch or drawing prevents misunderstandings.



#### Drainage opening

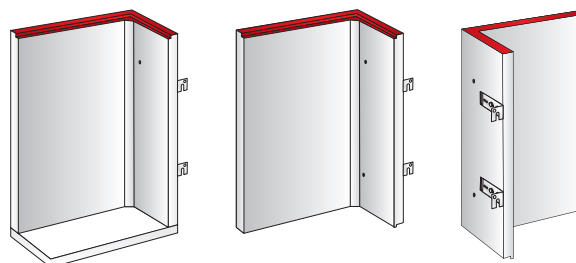
The concrete light wells MEAVECTOR with base are supplied in the standard version with an integrated drainage connection DN100. On request, you can receive your light well with a closed base or with a DN50 drain.

#### Emergency exit

In addition to the standard solution with step irons, we are happy to offer you a galvanised emergency exit ladder on request.

#### L-light wells

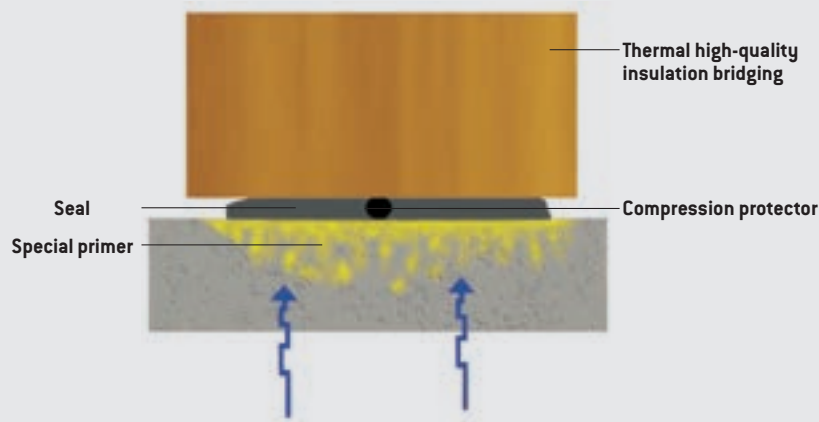
All light well bodies MEAVECTOR (not AQUA) are available as single-leg versions (leg left or right). We will be happy to provide you with an order form. Angle rail for grate support (Item no. 016700342, see page 142).





## CONCRETE LIGHT WELL MEAVECTOR AQUA / AQUA PLUS

### NOTES ON THE FACTORY SEAL



- ✓ **Practical and reliable** – The tried and tested seal made of butyl rubber is resistant to ageing and weathering, insensitive to temperature and flexible. It compensates for an unevenness of the substrate and seals reliably. The high-quality material has a low thermal conductivity, and thus already reduces the occurrence of thermal bridges at the sealing level.
- ✓ **Processing safety** – The integrated compression protector provides additional safety: The core integrated in the butyl rubber guarantees a defined distance between the concrete wall and the light well. A zero compression or complete displacement of the sealing compound and the associated loss of the sealing effect, e.g. at formwork joints, is therefore not possible.
- ✓ **Leave nothing to chance** – The MEA special primer ensures an optimum bond between the seal and the concrete wall. The primer penetrates into the upper layers of the structure, binds loose components on the surface, "interlocks" with its polymeric components in the concrete structure and thus increases the bonding surface for the MEA duplex seal. After drying through, the MEA primer is no longer water-absorbent and protects against the risk of the concrete running behind.
- ✓ **Bridging insulation thicknesses: The MEAVECTOR AQUA PLUS** concrete light well also has a thermally separated, circumferential spacer. This is highly heat insulating and extremely pressure stable. It is therefore ideally suited for pressing the seal to the wall. Pressure from the side, e.g. from soil backfilling or water, is compensated without any problems.

[WWW.MEA-GROUP.COM/DE/DOWNLOADS](http://WWW.MEA-GROUP.COM/DE/DOWNLOADS)



Order form

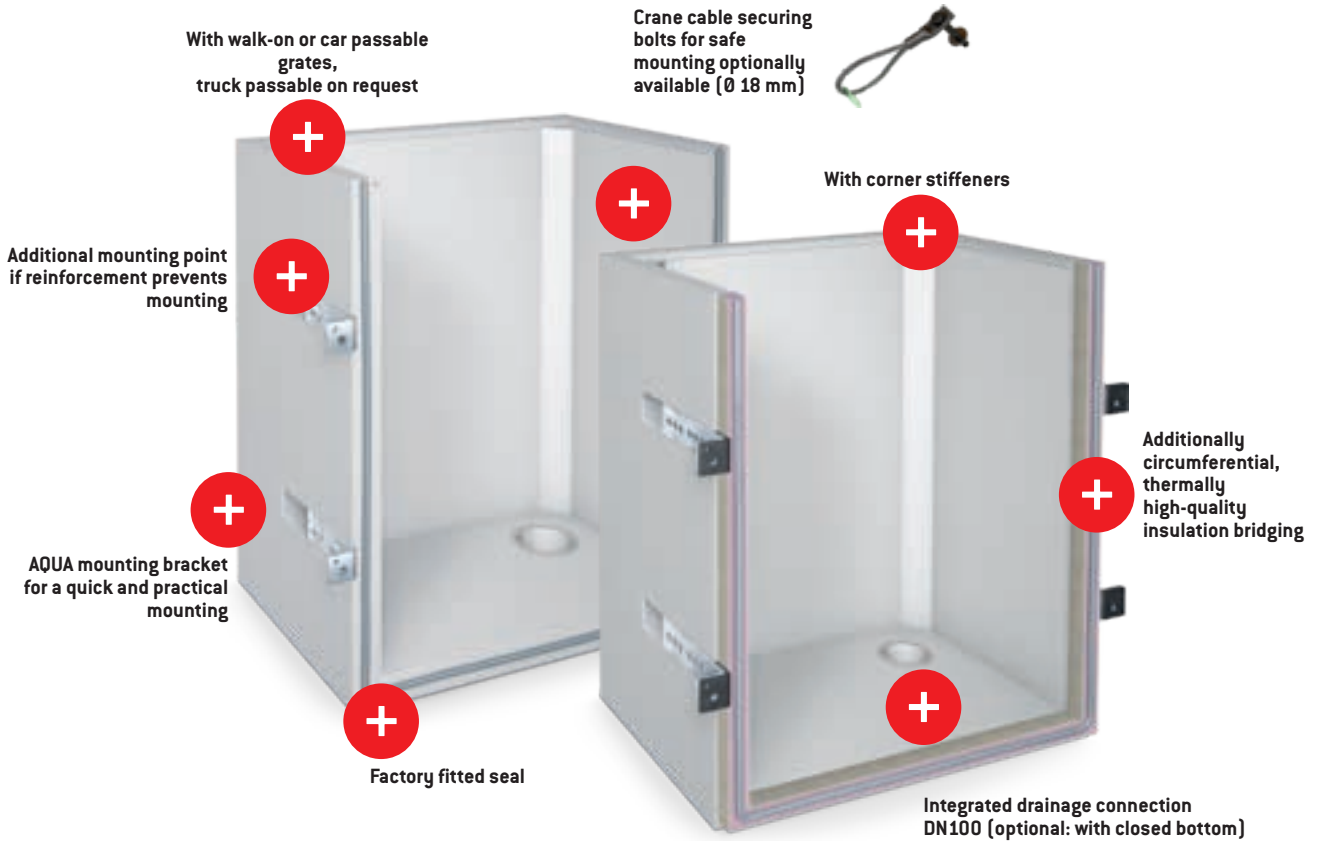


Mounting instructions

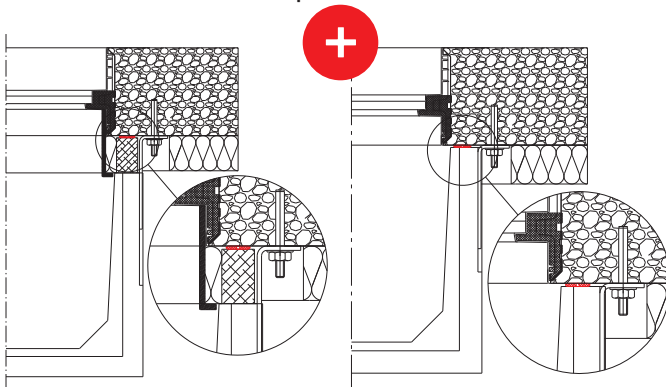


Data sheet

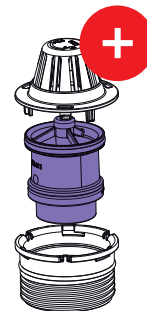
# MORE STABILITY, MORE SECURITY, MORE PROTECTION FROM WATER



**MEAVECTOR AQUA and AQUA PLUS**  
With a waterproof seal with integrated compression protector (see detail enlargement) for double protection



The addition **AQUA** means with MEA: These products can be used especially when protection against water (water pressure-tight application) is required!



**MEASTOP PRO**  
The first backwater protection with building authority approval by the German Institute for Building Technology DIBt (Berlin), for use in MEA light wells made of plastic or concrete for the drainage of rain water according to DIN 1986-100. The MEASTOP PRO can replace additional backwater valves according to DIN EN 13564.



**CONCRETE LIGHT WELL MEAVECTOR AQUA**

Width 80 cm

**LIGHT WELL BODY**

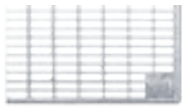
Made of concrete, fold inside, with integrated drainage connection MEASTOP PRO (DN100). Order-specific with closed bottom, with drain DN100 and in other dimensions possible. The waterproof duplex seal with integrated compression protector is fitted at the factory. All dimensions are inside dimensions (clear dimensions).




MEAVECTOR AQUA

Clear width in cm	Clear depth in cm	Clear height in cm	kg/ item	Item no.	Item/ PKU	€/Item	MG
80	50	90	530	010880820	1	377.50	BW
80	50	120	660	010880821	1	401.50	
80	50	140	750	010880822	1	453.00	
80	50	150	790	010880823	1	478.50	
80	50	160	840	010880824	1	504.00	
80	50	180	930	010880825	1	555.00	
80	60	90	590	010880867	1	423.00	
80	60	120	740	010880868	1	450.00	
80	60	140	830	010880869	1	507.00	
80	60	150	880	010880870	1	535.00	
80	60	160	930	010880871	1	564.00	
80	60	180	1,020	010880872	1	621.00	

GRATINGS




Mesh 30/10



Mesh 30/30



Expanded metal



Mesh 30/10 car passable

**Gratings standard depth** walk-on up to 1.5 kN (point load), car passable up to 9.0 kN (wheel load)

Light well width in cm	Light well depth in cm	Width in cm	Depth in cm	Grate type	Item no.	Item/ PKU	€/ Item	MG
80	50	83.5	49.5	Mesh 30/10	010882300	1	77.30	BL
80	50	83.5	49.5	Mesh 30/30	010882319	1	52.90	
80	50	83.5	49.5	Expanded metal	010882338	1	52.90	
80	50	83.5	49.5	Mesh 30/10 PKW	010882357	1	198.00	
80	60	83.5	59.5	Mesh 30/10	010882301	1	92.90	
80	60	83.5	59.5	Mesh 30/30	010882320	1	61.90	
80	60	83.5	59.5	Expanded metal	010882339	1	61.90	
80	60	83.5	59.5	Mesh 30/10 PKW	010882358	1	239.50	

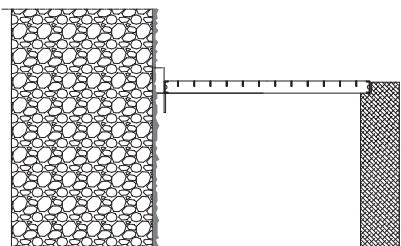
**Gratings extra deep** for low plaster application, delivery time on request. Walk-on up to 1.5 kN (point load), car passable up to 9.0 kN (wheel load)

Light well width in cm	Light well depth in cm	Width in cm	Depth in cm	Grate type	Item no.	Item/ PKU	€/ Item	MG
80	50	83.5	52	Mesh 30/10	010882026	1	80.50	BL
80	50	83.5	52	Mesh 30/30	010882075	1	55.00	
80	50	83.5	52	Expanded metal	010882120	1	55.00	
80	50	83.5	52	Mesh 30/10 PKW	010882146	1	206.00	
80	60	83.5	62	Mesh 30/10	010882034	1	96.60	
80	60	83.5	62	Mesh 30/30	010882081	1	64.50	
80	60	83.5	62	Expanded metal	010882128	1	64.50	
80	60	83.5	62	Mesh 30/10 PKW	010882150	1	249.00	

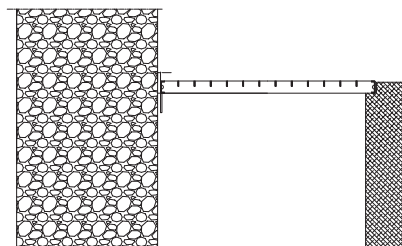
> **NOTE: Shortened gratings:** available to order. Other special depths on request.

**Truck passable gratings:** We offer grates for a wheel load of 5 tons (50 kN, equivalent to SLW 30) and 10 tons (100 kN, equivalent to SLW 60).

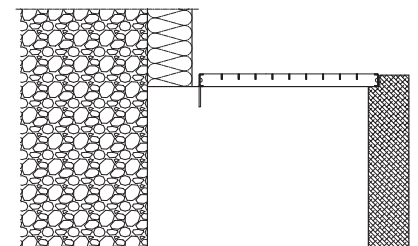
**RC2 and RC3 gratings:** available on request.



Standard grate depth, wall distance 3.0 cm



Extra deep grate, wall distance 0.5 cm



Shortened grate, e.g. with insulation

**CONCRETE LIGHT WELL MEAVECTOR AQUA**

Width 100 cm

**LIGHT WELL BODY**

Made of concrete, fold inside, with integrated drainage connection MEASTOP PRO (DN100). Order-specific with closed bottom, with drain DN100 and in other dimensions possible. The waterproof duplex seal with integrated compression protector is fitted at the factory. All dimensions are inside dimensions (clear dimensions).



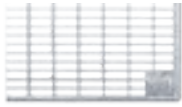
MEAVECTOR AQUA

Clear width in cm	Clear depth in cm	Clear height in cm	kg/ item	Item no.	Item/ PKU	€/Item	MG
100	50	90	600	010880827	1	432.00	BW
100	50	120	750	010880828	1	468.50	
100	50	140	840	010880829	1	527.00	
100	50	150	890	010880830	1	556.00	
100	50	160	940	010880831	1	585.00	
100	50	180	1,040	010880832	1	644.00	
100	50	200	1,130	010880833	1	702.00	
100	60	90	670	010880874	1	465.00	
100	60	120	830	010880875	1	506.00	
100	60	140	930	010880876	1	569.00	
100	60	150	980	010880877	1	587.00	
100	60	160	1,040	010880878	1	631.00	
100	60	180	1,140	010880879	1	694.00	
100	60	200	1,250	010880880	1	756.00	
100	80	90	800	010880914	1	604.00	
100	80	120	980	010880915	1	648.00	
100	80	140	1,100	010880916	1	719.00	
100	80	150	1,160	010880917	1	758.00	
100	80	160	1,230	010880918	1	797.00	
100	80	180	1,350	010880919	1	876.00	
100	80	200	1,470	010880920	1	954.00	
100	100	90	930	010880949	1	676.00	
100	100	120	1,140	010880950	1	726.00	
100	100	140	1,280	010880951	1	814.00	
100	100	150	1,350	010880952	1	857.00	
100	100	160	1,420	010880953	1	901.00	
100	100	180	1,550	010880954	1	988.00	
100	100	200	1,690	010880955	1	1,076.00	


# CONCRETE LIGHT WELL MEAVECTOR AQUA

Width 100 cm


## GRATINGS




Mesh 30/10



Mesh 30/30



Expanded metal



Mesh 30/10 car passable

### Gratings standard depth walk-on up to 1.5 kN (point load), car passable up to 9.0 kN (wheel load)

Light well width in cm	Light well depth in cm	Width in cm	Depth in cm	Grate type	Item no.	Item/ PKU	€/ Item	MG
100	50	103.5	49.5	V2A Mesh 30/10	010883994	1	279.00	BL
100	50	103.5	49.5	Mesh 30/10	010882302	1	92.90	
100	50	103.5	49.5	Mesh 30/30	010882321	1	61.90	
100	50	103.5	49.5	Expanded metal	010882340	1	61.90	
100	50	103.5	49.5	Mesh 30/10 PKW	010882359	1	240.50	
100	60	103.5	59.5	V2A Mesh 30/10	010883995	1	359.50	
100	60	103.5	59.5	Mesh 30/10	010882303	1	120.00	
100	60	103.5	59.5	Mesh 30/30	010882322	1	76.10	
100	60	103.5	59.5	Expanded metal	010882341	1	76.10	
100	60	103.5	59.5	Mesh 30/10 PKW	010882360	1	264.00	
100	80	103.5	79.5	Mesh 30/10	010882304	1	201.00	
100	80	103.5	79.5	Mesh 30/30	010882323	1	150.40	
100	80	103.5	79.5	Expanded metal	010882342	1	150.40	
100	80	103.5	79.5	Mesh 30/10 PKW	010882361	1	320.00	
100	100	103.5	99.5	Mesh 30/10	010882305	1	239.50	
100	100	103.5	99.5	Mesh 30/30	010882324	1	181.40	
100	100	103.5	99.5	Expanded metal	010882343	1	181.40	
100	100	103.5	99.5	Mesh 30/10 PKW	010882362	1	368.50	

### Gratings extra deep for low plaster application, delivery time on request. Walk-on up to 1.5 kN (point load), car passable up to 9.0 kN (wheel load)

Light well width in cm	Light well depth in cm	Width in cm	Depth in cm	Grate type	Item no.	Item/ PKU	€/ Item	MG
100	50	103.5	52	Mesh 30/10	010882027	1	96.60	BL
100	50	103.5	52	Mesh 30/30	010882408	1	64.50	
100	50	103.5	52	Expanded metal	010882121	1	64.50	
100	50	103.5	52	Mesh 30/10 PKW	010882147	1	250.00	
100	60	103.5	62	Mesh 30/10	010882035	1	124.60	
100	60	103.5	62	Mesh 30/30	010882082	1	79.20	
100	60	103.5	62	Expanded metal	010882129	1	79.20	
100	60	103.5	62	Mesh 30/10 PKW	010882151	1	274.00	
100	80	103.5	82	Mesh 30/10	010882044	1	208.50	
100	80	103.5	82	Mesh 30/30	010882090	1	156.60	
100	80	103.5	82	Expanded metal	010882136	1	156.60	
100	80	103.5	82	Mesh 30/10 PKW	010882154	1	333.00	
100	100	103.5	102	Mesh 30/10	010882049	1	249.00	
100	100	103.5	102	Mesh 30/30	010882093	1	188.60	
100	100	103.5	102	Expanded metal	010882139	1	188.60	
100	100	103.5	102	Mesh 30/10 PKW	010882158	1	384.00	

> **NOTE: Shortened gratings:** available to order. Other special depths on request.

**Truck passable gratings:** We offer grates for a wheel load of 5 tons (50 kN, equivalent to SLW 30) and 10 tons (100 kN, equivalent to SLW 60).

**RC2 and RC3 gratings:** available on request.

**CONCRETE LIGHT WELL MEAVECTOR AQUA**

Width 125 cm

**LIGHT WELL BODY**

Made of concrete, fold inside, with integrated drainage connection MEASTOP PRO (DN100). Order-specific with closed bottom, with drain DN100 and in other dimensions possible. The waterproof duplex seal with integrated compression protector is fitted at the factory. All dimensions are inside dimensions (clear dimensions).



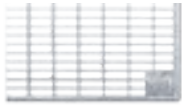
MEAVECTOR AQUA

Clear width in cm	Clear depth in cm	Clear height in cm	kg/ item	Item no.	Item/ PKU	€/Item	MG
125	50	90	690	010880835	1	548.00	BW
125	50	120	850	010880836	1	587.00	
125	50	140	960	010880837	1	654.00	
125	50	150	1,020	010880838	1	695.00	
125	50	160	1,070	010880839	1	731.00	
125	50	180	1,180	010880840	1	802.00	
125	50	200	1,290	010880841	1	874.00	
125	60	90	760	010880882	1	572.00	
125	60	120	940	010880883	1	634.00	
125	60	140	1,050	010880884	1	710.00	
125	60	150	1,110	010880885	1	748.00	
125	60	160	1,170	010880886	1	787.00	
125	60	180	1,290	010880887	1	863.00	
125	60	200	1,400	010880888	1	939.00	
125	80	90	900	010880922	1	711.00	
125	80	120	1,110	010880923	1	760.00	
125	80	140	1,240	010880924	1	850.00	
125	80	150	1,310	010880925	1	895.00	
125	80	160	1,370	010880926	1	940.00	
125	80	180	1,510	010880927	1	1,030.00	
125	80	200	1,640	010880928	1	1,120.00	
125	100	90	1,050	010880957	1	845.00	
125	100	120	1,270	010880958	1	897.00	
125	100	140	1,420	010880959	1	1,001.00	
125	100	150	1,500	010880960	1	1,054.00	
125	100	160	1,570	010880961	1	1,106.00	
125	100	180	1,720	010880962	1	1,210.00	
125	100	200	1,870	010880963	1	1,315.00	


# CONCRETE LIGHT WELL MEAVECTOR AQUA

Width 125 cm


## GRATINGS




Mesh 30/10



Mesh 30/30



Expanded metal



Mesh 30/10 car passable

### Gratings standard depth walk-on up to 1.5 kN (point load), car passable up to 9.0 kN (wheel load)

Light well width in cm	Light well depth in cm	Width in cm	Depth in cm	Grate type	Item no.	Item/ PKU	€/ Item	MG
125	50	128	49.5	Mesh 30/10	010882306	1	126.20	BL
125	50	128	49.5	Mesh 30/30	010882325	1	89.00	
125	50	128	49.5	Expanded metal	010882344	1	89.00	
125	50	128	49.5	Mesh 30/10 PKW	010882363	1	315.00	
125	60	128	59.5	Mesh 30/10	010882307	1	158.40	
125	60	128	59.5	Mesh 30/30	010882326	1	105.60	
125	60	128	59.5	Expanded metal	010882345	1	105.60	
125	60	128	59.5	Mesh 30/10 PKW	010882364	1	327.50	
125	80	128	79.5	Mesh 30/10	010882308	1	245.50	
125	80	128	79.5	Mesh 30/30	010882327	1	186.60	
125	80	128	79.5	Expanded metal	010882346	1	186.60	
125	80	128	79.5	Mesh 30/10 PKW	010882365	1	433.00	
125	100	128	99.5	Mesh 30/10	010882309	1	303.50	
125	100	128	99.5	Mesh 30/30	010882328	1	222.50	
125	100	128	99.5	Expanded metal	010882347	1	222.50	
125	100	128	99.5	Mesh 30/10 PKW	010882366	1	493.00	

### Gratings extra deep for low plaster application, delivery time on request. Walk-on up to 1.5 kN (point load), car passable up to 9.0 kN (wheel load)

Light well width in cm	Light well depth in cm	Width in cm	Depth in cm	Grate type	Item no.	Item/ PKU	€/ Item	MG
125	50	128	52	Mesh 30/10	010882028	1	131.20	BL
125	50	128	52	Mesh 30/30	010882076	1	92.40	
125	50	128	52	Expanded metal	010882122	1	92.40	
125	50	128	52	Mesh 30/10 PKW	010882148	1	327.50	
125	60	128	62	Mesh 30/10	010882036	1	164.60	
125	60	128	62	Mesh 30/30	010882083	1	109.80	
125	60	128	62	Expanded metal	010882130	1	109.80	
125	60	128	62	Mesh 30/10 PKW	010882152	1	341.00	
125	80	128	82	Mesh 30/10	010882045	1	255.50	
125	80	128	82	Mesh 30/30	010882091	1	194.00	
125	80	128	82	Expanded metal	010882137	1	194.00	
125	80	128	82	Mesh 30/10 PKW	010882155	1	450.00	
125	100	128	102	Mesh 30/10	010882050	1	315.50	
125	100	128	102	Mesh 30/30	010882094	1	231.50	
125	100	128	102	Expanded metal	010882140	1	231.50	
125	100	128	102	Mesh 30/10 PKW	010882159	1	514.00	

> **NOTE: Shortened gratings:** available to order. Other special depths on request.

**Truck passable gratings:** We offer grates for a wheel load of 5 tons (50 kN, equivalent to SLW 30) and 10 tons (100 kN, equivalent to SLW 60).

**RC2 and RC3 gratings:** available on request.

**CONCRETE LIGHT WELL MEAVECTOR AQUA**

Width 152 cm

**LIGHT WELL BODY**

Made of concrete, fold inside, with integrated drainage connection MEASTOP PRO (DN100). Order-specific with closed bottom, with drain DN100 and in other dimensions possible. The waterproof duplex seal with integrated compression protector is fitted at the factory. All dimensions are inside dimensions (clear dimensions).



MEAVECTOR AQUA

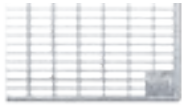
Clear width in cm	Clear depth in cm	Clear height in cm	kg/ item	Item no.	Item/ PKU	€/Item	MG
152	50	90	790	010880843	1	574.00	BW
152	50	120	970	010880844	1	691.00	
152	50	140	1,090	010880845	1	734.00	
152	50	150	1,150	010880846	1	793.00	
152	50	160	1,210	010880847	1	868.00	
152	50	180	1,330	010880848	1	901.00	
152	50	200	1,450	010880849	1	957.00	
152	60	90	860	010880890	1	763.00	
152	60	120	1,060	010880891	1	857.00	
152	60	140	1,190	010880892	1	901.00	
152	60	150	1,250	010880893	1	949.00	
152	60	160	1,320	010880894	1	982.00	
152	60	180	1,450	010880895	1	1,047.00	
152	60	200	1,580	010880896	1	1,139.00	
152	80	90	1,020	010880930	1	873.00	
152	80	120	1,240	010880931	1	933.00	
152	80	140	1,380	010880932	1	1,041.00	
152	80	150	1,460	010880933	1	1,095.00	
152	80	160	1,530	010880934	1	1,149.00	
152	80	180	1,680	010880935	1	1,256.00	
152	80	200	1,820	010880936	1	1,364.00	
152	100	90	1,170	010880965	1	991.00	
152	100	120	1,420	010880966	1	1,052.00	
152	100	140	1,580	010880967	1	1,110.00	
152	100	150	1,660	010880968	1	1,230.00	
152	100	160	1,740	010880969	1	1,289.00	
152	100	180	1,910	010880970	1	1,408.00	
152	100	200	2,070	010880971	1	1,527.00	




# CONCRETE LIGHT WELL MEAVECTOR AQUA

Width 152 cm


## GRATINGS



Mesh 30/10



Mesh 30/30



Expanded metal



Mesh 30/10 car passable

### Gratings standard depth walk-on up to 1.5 kN (point load), car passable up to 9.0 kN (wheel load)

Light well width in cm	Light well depth in cm	Width in cm	Depth in cm	Grate type	Item no.	Item/ PKU	€/ Item	MG
152	50	156	49.5	Mesh 30/10	010882033	1	225.50	BL
152	50	156	49.5	Mesh 30/30	010882080	1	174.80	
152	50	156	49.5	Expanded metal	010882127	1	174.80	
152	50	156	49.5	Mesh 30/10 PKW	010882043	1	429.00	
152	60	156	59.5	Mesh 30/10	010882310	1	258.50	
152	60	156	59.5	Mesh 30/30	010882329	1	201.00	
152	60	156	59.5	Expanded metal	010882348	1	201.00	
152	60	156	59.5	Mesh 30/10 PKW	010882367	1	451.00	
152	80	156	79.5	Mesh 30/10	010882311	1	294.50	
152	80	156	79.5	Mesh 30/30	010882330	1	269.00	
152	80	156	79.5	Expanded metal	010882349	1	269.00	
152	80	156	79.5	Mesh 30/10 PKW	010882368	1	538.00	
152	100	156	99.5	Mesh 30/10	010882312	1	294.50	
152	100	156	99.5	Mesh 30/30	010882331	1	271.50	
152	100	156	99.5	Expanded metal	010882350	1	271.50	
152	100	156	99.5	Mesh 30/10 PKW	010882369	1	616.00	

### Gratings extra deep for low plaster application, delivery time on request. Walk-on up to 1.5 kN (point load), car passable up to 9.0 kN (wheel load)

Light well width in cm	Light well depth in cm	Width in cm	Depth in cm	Grate type	Item no.	Item/ PKU	€/ Item	MG
152	50	156	52	Mesh 30/10	010882029	1	234.00	BL
152	50	156	52	Mesh 30/30	010882077	1	181.80	
152	50	156	52	Expanded metal	010882123	1	181.80	
152	50	156	52	Mesh 30/10 PKW	010882149	1	446.00	
152	60	156	62	Mesh 30/10	010882037	1	269.00	
152	60	156	62	Mesh 30/30	010882084	1	208.50	
152	60	156	62	Expanded metal	010882131	1	208.50	
152	60	156	62	Mesh 30/10 PKW	010882153	1	463.50	
152	80	156	82	Mesh 30/10	010882046	1	303.00	
152	80	156	82	Mesh 30/30	010882092	1	279.50	
152	80	156	82	Expanded metal	010882138	1	279.50	
152	80	156	82	Mesh 30/10 PKW	010882156	1	559.00	
152	100	156	102	Mesh 30/10	010882051	1	306.50	
152	100	156	102	Mesh 30/30	010882095	1	282.00	
152	100	156	102	Expanded metal	010882141	1	282.00	
152	100	156	102	Mesh 30/10 PKW	010882160	1	640.00	

> **NOTE: Shortened gratings:** available to order. Other special depths on request.

**Truck passable gratings:** We offer grates for a wheel load of 5 tons (50 kN, equivalent to SLW 30) and 10 tons (100 kN, equivalent to SLW 60).

**RC2 and RC3 gratings:** available on request.

**CONCRETE LIGHT WELL MEAVECTOR AQUA**

Width 205 cm

**LIGHT WELL BODY**

Made of concrete, fold inside, with integrated drainage connection MEASTOP PRO (DN100). Order-specific with closed bottom, with drain DN100 and in other dimensions possible. The waterproof duplex seal with integrated compression protector is fitted at the factory. All dimensions are inside dimensions (clear dimensions).



MEAVECTOR AQUA

Clear width in cm	Clear depth in cm	Clear height in cm	kg/ item	Item no.	Item/ PKU	€/Item	MG
205	50	90	970	010880851	1	789.00	BW
205	50	120	1,190	010880852	1	873.00	
205	50	140	1,340	010880853	1	948.00	
205	50	150	1,410	010880854	1	984.00	
205	50	160	1,480	010880855	1	1,027.00	
205	50	180	1,630	010880856	1	1,078.00	
205	50	200	1,780	010880857	1	1,165.00	
205	60	90	1,060	010880898	1	922.00	
205	60	120	1,290	010880899	1	1,020.00	
205	60	140	1,450	010880900	1	1,106.00	
205	60	150	1,530	010880901	1	1,149.00	
205	60	160	1,600	010880902	1	1,241.00	
205	60	180	1,760	010880903	1	1,323.00	
205	60	200	1,910	010880904	1	1,360.00	
205	80	90	1,240	010880938	1	1,059.00	
205	80	120	1,500	010880939	1	1,150.00	
205	80	140	1,670	010880940	1	1,278.00	
205	80	150	1,760	010880941	1	1,342.00	
205	80	160	1,840	010880942	1	1,405.00	
205	80	180	2,010	010880943	1	1,533.00	
205	100	90	1,420	010880973	1	1,162.00	
205	100	120	1,700	010880974	1	1,289.00	
205	100	140	1,890	010880975	1	1,428.00	
205	100	150	1,990	010880976	1	1,498.00	
205	100	160	2,080	010880977	1	1,567.00	
205	100	180	2,270	010880978	1	1,706.00	


## GRATINGS



Mesh 30/10



Mesh 30/30



Expanded metal



Mesh 30/10 car passable

### Gratings standard depth walk-on up to 1.5 kN (point load), car passable up to 9.0 kN (wheel load)

Light well width in cm	Light well depth in cm	Width in cm	Depth in cm	Grate type	Item no.	Item/ PKU	€/ Item	MG
205	50	209	49.5	Mesh 30/10	010882006	1	301.50	BL
205	50	209	49.5	Mesh 30/30	010882056	1	195.40	
205	50	209	49.5	Expanded metal	010882100	1	195.40	
205 <sup>1)</sup>	50	103.5	49.5	Mesh 30/10 PKW	010882359	1	240.50	
205	60	209	59.5	Mesh 30/10	010882313	1	311.00	
205	60	209	59.5	Mesh 30/30	010882332	1	224.00	
205	60	209	59.5	Expanded metal	010882351	1	224.00	
205 <sup>1)</sup>	60	103.5	59.5	Mesh 30/10 PKW	010882360	1	264.00	
205	80	209	79.5	Mesh 30/10	010882314	1	473.00	
205	80	209	79.5	Mesh 30/30	010882333	1	372.50	
205	80	209	79.5	Expanded metal	010882352	1	372.50	
205 <sup>1)</sup>	80	103.5	79.5	Mesh 30/10 PKW	010882361	1	320.00	
205	100	209	99.5	Mesh 30/10	010882315	1	550.00	
205	100	209	99.5	Mesh 30/30	010882334	1	434.50	
205	100	209	99.5	Expanded metal	010882353	1	434.50	
205 <sup>1)</sup>	100	103.5	99.5	Mesh 30/10 PKW	010882362	1	368.50	

<sup>1)</sup> Order two gratings per light well; additionally order 1x support bracket and 3x heavy-duty anchors (Accessories for 2-part gratings, page 142).

### Gratings extra deep for low plaster application, delivery time on request. Walk-on up to 1.5 kN (point load), car passable up to 9.0 kN (wheel load)

Light well width in cm	Light well depth in cm	Width in cm	Depth in cm	Grate type	Item no.	Item/ PKU	€/ Item	MG
205	50	209	52	Mesh 30/10	010882002	1	313.50	BL
205	50	209	52	Mesh 30/30	010882052	1	203.00	
205	50	209	52	Expanded metal	010882096	1	203.00	
205 <sup>1)</sup>	50	103.5	52	Mesh 30/10 PKW	010882147	1	250.00	
205	60	209	62	Mesh 30/10	010882018	1	323.50	
205	60	209	62	Mesh 30/30	010882068	1	233.00	
205	60	209	62	Expanded metal	010882112	1	233.00	
205 <sup>1)</sup>	60	103.5	62	Mesh 30/10 PKW	010882151	1	274.00	
205	80	209	82	Mesh 30/10	010882022	1	491.50	
205	80	209	82	Mesh 30/30	010882071	1	387.50	
205	80	209	82	Expanded metal	010882116	1	387.50	
205 <sup>1)</sup>	80	103.5	82	Mesh 30/10 PKW	010882154	1	333.00	
205	100	209	102	Mesh 30/10	010882024	1	572.00	
205	100	209	102	Mesh 30/30	010882073	1	451.50	
205	100	209	102	Expanded metal	010882118	1	451.50	
205 <sup>1)</sup>	100	103.5	102	Mesh 30/10 PKW	010882158	1	384.00	

<sup>1)</sup> Order two gratings per light well; additionally order 1x support bracket and 3x heavy-duty anchors (Accessories for 2-part gratings, page 142).

> **NOTE: Shortened gratings:** available to order. Other special depths on request.

**Car passable gratings:** In addition to the 2-part standard solution with wall-side support bracket, we are happy to offer you a 1-part variant on request for mounting on insulation.

**Truck passable gratings:** We offer grates for a wheel load of 5 tons (50 kN, equivalent to SLW 30) and 10 tons (100 kN, equivalent to SLW 60).

**RC2 and RC3 gratings:** available on request.

**CONCRETE LIGHT WELL MEAVECTOR AQUA**

Width 252 cm

**LIGHT WELL BODY**

Made of concrete, fold inside, with integrated drainage connection MEASTOP PRO (DN100). Order-specific with closed bottom, with drain DN100 and in other dimensions possible. The waterproof duplex seal with integrated compression protector is fitted at the factory. All dimensions are inside dimensions (clear dimensions).



MEAVECTOR AQUA

Clear width in cm	Clear depth in cm	Clear height in cm	kg/ item	Item no.	Item/ PKU	€/Item	MG
252	50	90	1,140	010880859	1	1,137.00	BW
252	50	120	1,390	010880860	1	1,132.00	
252	50	140	1,560	010880861	1	1,262.00	
252	50	150	1,640	010880862	1	1,327.00	
252	60	90	1,240	010880906	1	1,197.00	
252	60	120	1,500	010880907	1	1,212.00	
252	60	140	1,680	010880908	1	1,349.00	
252	60	150	1,770	010880909	1	1,417.00	
252	80	90	1,440	010880946	1	1,310.00	
252	80	120	1,730	010880947	1	1,490.00	
252	100	90	1,640	010880981	1	1,590.00	
252	100	120	1,960	010880982	1	1,909.00	


## GRATINGS



Mesh 30/10



Mesh 30/30



Expanded metal



Mesh 30/10 car passable

### Gratings standard depth walk-on up to 1.5 kN (point load), car passable up to 9.0 kN (wheel load)

Light well width in cm	Light well depth in cm	Width in cm	Depth in cm	Grate type	Item no.	Item/ PKU	€/ Item	MG
252	50	256	49.5	Mesh 30/10	010882007	1	324.00	BL
252	50	256	49.5	Mesh 30/30	010882057	1	249.50	
252	50	256	49.5	Expanded metal	010882101	1	249.50	
252 <sup>1)</sup>	50	128	49.5	Mesh 30/10 PKW	010882363	1	315.00	
252	60	256	59.5	Mesh 30/10	010882316	1	329.00	
252	60	256	59.5	Mesh 30/30	010882335	1	283.00	
252	60	256	59.5	Expanded metal	010882354	1	283.00	
252 <sup>1)</sup>	60	128	59.5	Mesh 30/10 PKW	010882364	1	327.50	
252	80	256	79.5	Mesh 30/10	010882317	1	563.00	
252	80	256	79.5	Mesh 30/30	010882336	1	443.50	
252	80	256	79.5	Expanded metal	010882355	1	443.50	
252 <sup>1)</sup>	80	128	79.5	Mesh 30/10 PKW	010882365	1	433.00	
252	100	256	99.5	Mesh 30/10	010882318	1	679.00	
252	100	256	99.5	Mesh 30/30	010882337	1	517.00	
252	100	256	99.5	Expanded metal	010882356	1	517.00	
252 <sup>1)</sup>	100	128	99.5	Mesh 30/10 PKW	010882366	1	493.00	

<sup>1)</sup> Order two gratings per light well; additionally order 1x support bracket and 3x heavy-duty anchors (Accessories for 2-part gratings, page 142).

### Gratings extra deep for low plaster application, delivery time on request. Walk-on up to 1.5 kN (point load), car passable up to 9.0 kN (wheel load)

Light well width in cm	Light well depth in cm	Width in cm	Depth in cm	Grate type	Item no.	Item/ PKU	€/ Item	MG
252	50	256	52	Mesh 30/10	010882003	1	336.50	BL
252	50	256	52	Mesh 30/30	010882053	1	260.00	
252	50	256	52	Expanded metal	010882097	1	260.00	
252 <sup>1)</sup>	50	128	52	Mesh 30/10 PKW	010882148	1	327.50	
252	60	256	62	Mesh 30/10	010882019	1	342.50	
252	60	256	62	Mesh 30/30	010882069	1	294.00	
252	60	256	62	Expanded metal	010882113	1	294.00	
252 <sup>1)</sup>	60	128	62	Mesh 30/10 PKW	010882152	1	341.00	
252	80	256	82	Mesh 30/10	010882023	1	585.00	
252	80	256	82	Mesh 30/30	010882072	1	461.00	
252	80	256	82	Expanded metal	010882117	1	461.00	
252 <sup>1)</sup>	80	128	82	Mesh 30/10 PKW	010882155	1	450.00	
252	100	256	102	Mesh 30/10	010882025	1	706.00	
252	100	256	102	Mesh 30/30	010882074	1	538.00	
252	100	256	102	Expanded metal	010882119	1	538.00	
252 <sup>1)</sup>	100	128	102	Mesh 30/10 PKW	010882159	1	514.00	

<sup>1)</sup> Order two gratings per light well; additionally order 1x support bracket and 3x heavy-duty anchors (Accessories for 2-part gratings, page 142).

> **NOTE: Shortened gratings:** available to order. Other special depths on request.

**Car passable gratings:** In addition to the 2-part standard solution with wall-side support bracket, we are happy to offer you a 1-part variant on request for mounting on insulation.

**Truck passable gratings:** We offer grates for a wheel load of 5 tons (50 kN, equivalent to SLW 30) and 10 tons (100 kN, equivalent to SLW 60).

**RC2 and RC3 gratings:** available on request.

## CONCRETE LIGHT WELL MEAVECTOR AQUA PLUS

Width 80 cm

### LIGHT WELL BODY

Made of concrete, fold inside, with integrated drainage connection MEASTOP PRO (DN100). Order-specific with closed bottom, with drain DN100 and in other dimensions possible. The water-impermeable duplex seal with integrated compression protector and the spacers (8, 10, 12, 14, 16 cm) for the thermal bridge-optimised connection are fitted at the factory. All dimensions are inside dimensions (clear dimensions).



MEAVECTOR AQUA PLUS (with spacer)

#### AQUA PLUS 8 cm

#### AQUA PLUS 10 cm

#### AQUA PLUS 12 cm

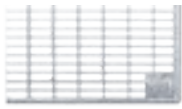
Clear width in cm	Clear depth in cm	Clear height in cm	kg/item	Item no.	€/Item	kg/item	Item no.	€/Item	kg/item	Item no.	€/Item	MG
80	50	90	530	010883500	570.00	530	010880654	570.00	530	010881732	585.00	BW
80	50	120	660	010883501	633.00	660	010880639	633.00	660	010881733	651.00	
80	50	140	750	010883502	710.00	750	010880641	710.00	750	010881734	730.00	
80	50	150	790	010883503	749.00	790	010880643	749.00	790	010881735	770.00	
80	50	160	840	010883504	788.00	840	010880645	788.00	840	010881736	809.00	
80	50	180	930	010883505	865.00	930	010880647	865.00	930	010881737	888.00	
80	60	90	590	010883506	616.00	590	010880651	616.00	590	010881738	631.00	
80	60	120	740	010883507	681.00	740	010880640	681.00	740	010881739	699.00	
80	60	140	830	010883508	764.00	830	010880642	764.00	830	010881740	784.00	
80	60	150	880	010883509	806.00	880	010880644	806.00	880	010881741	827.00	
80	60	160	930	010883510	847.00	930	010880646	847.00	930	010881742	869.00	
80	60	180	1,020	010883511	930.00	1,020	010880648	930.00	1,020	010881743	954.00	

#### AQUA PLUS 14 cm


#### AQUA PLUS 16 cm

Clear width in cm	Clear depth in cm	Clear height in cm	kg/item	Item no.	€/Item	kg/item	Item no.	€/Item	MG
80	50	90	530	010883711	600.00	530	010883848	615.00	BW
80	50	120	660	010883700	669.00	660	010883837	687.00	
80	50	140	750	010883710	750.00	750	010883847	770.00	
80	50	150	790	010883703	791.00	790	010883840	811.00	
80	50	160	840	010883705	831.00	840	010883842	853.00	
80	50	180	930	010883707	912.00	930	010883844	936.00	
80	60	90	590	010883709	645.00	590	010883846	660.00	
80	60	120	740	010883701	717.00	740	010883838	735.00	
80	60	140	830	010883702	804.00	830	010883839	824.00	
80	60	150	880	010883704	847.00	880	010883841	868.00	
80	60	160	930	010883706	891.00	930	010883843	913.00	
80	60	180	1,020	010883708	978.00	1,020	010883845	1,002.00	


GRATINGS




Mesh 30/10



Mesh 30/30



Expanded metal



Mesh 30/10 car passable

**Gratings standard depth** walk-on up to 1.5 kN (point load), car passable up to 9.0 kN (wheel load)

Light well width in cm	Light well depth in cm	Width in cm	Depth in cm	Grate type	Item no.	Item/ PKU	€/ Item	MG
80	50	83.5	49.5	Mesh 30/10	010882300	1	77.30	BL
80	50	83.5	49.5	Mesh 30/30	010882319	1	52.90	
80	50	83.5	49.5	Expanded metal	010882338	1	52.90	
80	50	83.5	49.5	Mesh 30/10 PKW	010882357	1	198.00	
80	60	83.5	59.5	Mesh 30/10	010882301	1	92.90	
80	60	83.5	59.5	Mesh 30/30	010882320	1	61.90	
80	60	83.5	59.5	Expanded metal	010882339	1	61.90	
80	60	83.5	59.5	Mesh 30/10 PKW	010882358	1	239.50	

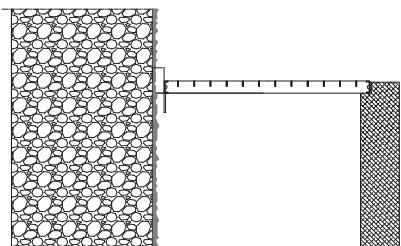
**Gratings extra deep** for low plaster application, delivery time on request. Walk-on up to 1.5 kN (point load), car passable up to 9.0 kN (wheel load)

Light well width in cm	Light well depth in cm	Width in cm	Depth in cm	Grate type	Item no.	Item/ PKU	€/ Item	MG
80	50	83.5	52	Mesh 30/10	010882026	1	80.50	BL
80	50	83.5	52	Mesh 30/30	010882075	1	55.00	
80	50	83.5	52	Expanded metal	010882120	1	55.00	
80	50	83.5	52	Mesh 30/10 PKW	010882146	1	206.00	
80	60	83.5	62	Mesh 30/10	010882034	1	96.60	
80	60	83.5	62	Mesh 30/30	010882081	1	64.50	
80	60	83.5	62	Expanded metal	010882128	1	64.50	
80	60	83.5	62	Mesh 30/10 PKW	010882150	1	249.00	

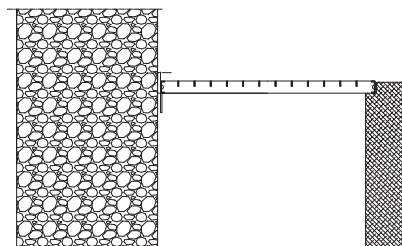
> **NOTE: Shortened gratings:** available to order. Other special depths on request.

**Truck passable gratings:** We offer grates for a wheel load of 5 tons (50 kN, equivalent to SLW 30) and 10 tons (100 kN, equivalent to SLW 60).

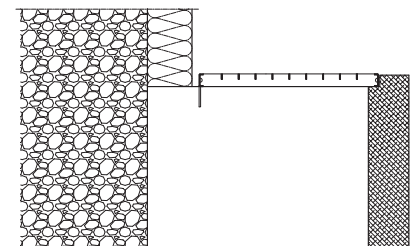
**RC2 and RC3 gratings:** available on request.



Standard grate depth, wall distance 3.0 cm



Extra deep grate, wall distance 0.5 cm



Shortened grate, e.g. with insulation



## CONCRETE LIGHT WELL MEAVECTOR AQUA PLUS

Width 100 cm

### LIGHT WELL BODY

Made of concrete, fold inside, with integrated drainage connection MEASTOP PRO (DN100). Order-specific with closed bottom, with drain DN100 and in other dimensions possible. The water-impermeable duplex seal with integrated compression protector and the spacers (8, 10, 12, 14, 16 cm) for the thermal bridge-optimised connection are fitted at the factory. All dimensions are inside dimensions (clear dimensions).



MEAVECTOR AQUA PLUS (with spacer)

AQUA PLUS 8 cm						AQUA PLUS 10 cm				AQUA PLUS 12 cm				MG
Clear width in cm	Clear depth in cm	Clear height in cm	kg/item	Item no.	€/Item	kg/item	Item no.	€/Item	kg/item	Item no.	€/Item	kg/item	Item no.	
100	50	90	600	010883512	638.00	600	010880520	638.00	600	010881744	654.00			
100	50	120	750	010883513	713.00	750	010880493	713.00	750	010881745	732.00			
100	50	140	840	010883514	797.00	840	010880497	797.00	840	010881746	818.00			
100	50	150	890	010883515	840.00	890	010880501	840.00	890	010881747	861.00			
100	50	160	940	010883516	882.00	940	010880505	882.00	940	010881748	904.00			
100	50	180	1,040	010883517	966.00	1,040	010880509	966.00	1,040	010881749	991.00			
100	50	200	1,130	010883518	1,050.00	1,130	010880513	1,050.00	1,130	010881750	1,077.00			
100	60	90	670	010883519	671.00	670	010880521	671.00	670	010881751	686.00			
100	60	120	830	010883520	751.00	830	010880494	751.00	830	010881752	770.00			
100	60	140	930	010883521	839.00	930	010880498	839.00	930	010881753	860.00			
100	60	150	980	010883522	870.00	980	010880502	870.00	980	010881754	892.00			
100	60	160	1,040	010883523	928.00	1,040	010880506	928.00	1,040	010881755	951.00			
100	60	180	1,140	010883524	1,016.00	1,140	010880510	1,016.00	1,140	010881756	1,041.00			
100	60	200	1,250	010883525	1,105.00	1,250	010880514	1,105.00	1,250	010881757	1,131.00			
100	80	90	800	010883526	809.00	800	010880522	809.00	800	010881758	825.00			
100	80	120	980	010883527	892.00	980	010880495	892.00	980	010881759	911.00			
100	80	140	1,100	010883528	990.00	1,100	010880499	990.00	1,100	010881760	1,011.00			
100	80	150	1,160	010883529	1,042.00	1,160	010880503	1,042.00	1,160	010881761	1,064.00			
100	80	160	1,230	010883530	1,094.00	1,230	010880507	1,094.00	1,230	010881762	1,117.00			
100	80	180	1,350	010883531	1,198.00	1,350	010880511	1,198.00	1,350	010881763	1,223.00			
100	80	200	1,470	010883532	1,302.00	1,470	010880515	1,302.00	1,470	010881764	1,329.00			
100	100	90	930	010883533	881.00	930	010880519	881.00	930	010881765	897.00			
100	100	120	1,140	010883534	971.00	1,140	010880492	971.00	1,140	010881766	990.00			
100	100	140	1,280	010883535	1,084.00	1,280	010880496	1,084.00	1,280	010881767	1,105.00			
100	100	150	1,350	010883536	1,141.00	1,350	010880500	1,141.00	1,350	010881768	1,163.00			
100	100	160	1,420	010883537	1,197.00	1,420	010880504	1,197.00	1,420	010881769	1,220.00			
100	100	180	1,550	010883538	1,311.00	1,550	010880508	1,311.00	1,550	010881770	1,336.00			
100	100	200	1,690	010883539	1,424.00	1,690	010880512	1,424.00	1,690	010881771	1,451.00			

> AQUA PLUS 14 and 16 cm see page 164

# CONCRETE LIGHT WELL MEAVECTOR AQUA PLUS

Width 100 cm


## GRATINGS



Mesh 30/10



Mesh 30/30



Expanded metal



Mesh 30/10 car passable

### Gratings standard depth walk-on up to 1.5 kN (point load), car passable up to 9.0 kN (wheel load)

Light well width in cm	Light well depth in cm	Width in cm	Depth in cm	Grate type	Item no.	Item/ PKU	€/ Item	MG
100	50	103.5	49.5	V2A Mesh 30/10	010883994	1	279.00	BL
100	50	103.5	49.5	Mesh 30/10	010882302	1	92.90	
100	50	103.5	49.5	Mesh 30/30	010882321	1	61.90	
100	50	103.5	49.5	Expanded metal	010882340	1	61.90	
100	50	103.5	49.5	Mesh 30/10 PKW	010882359	1	240.50	
100	60	103.5	59.5	V2A Mesh 30/10	010883995	1	359.50	
100	60	103.5	59.5	Mesh 30/10	010882303	1	120.00	
100	60	103.5	59.5	Mesh 30/30	010882322	1	76.10	
100	60	103.5	59.5	Expanded metal	010882341	1	76.10	
100	60	103.5	59.5	Mesh 30/10 PKW	010882360	1	264.00	
100	80	103.5	79.5	Mesh 30/10	010882304	1	201.00	
100	80	103.5	79.5	Mesh 30/30	010882323	1	150.40	
100	80	103.5	79.5	Expanded metal	010882342	1	150.40	
100	80	103.5	79.5	Mesh 30/10 PKW	010882361	1	320.00	
100	100	103.5	99.5	Mesh 30/10	010882305	1	239.50	
100	100	103.5	99.5	Mesh 30/30	010882324	1	181.40	
100	100	103.5	99.5	Expanded metal	010882343	1	181.40	
100	100	103.5	99.5	Mesh 30/10 PKW	010882362	1	368.50	

### Gratings extra deep for low plaster application, delivery time on request. Walk-on up to 1.5 kN (point load), car passable up to 9.0 kN (wheel load)

Light well width in cm	Light well depth in cm	Width in cm	Depth in cm	Grate type	Item no.	Item/ PKU	€/ Item	MG
100	50	103.5	52	Mesh 30/10	010882027	1	96.60	BL
100	50	103.5	52	Mesh 30/30	010882408	1	64.50	
100	50	103.5	52	Expanded metal	010882121	1	64.50	
100	50	103.5	52	Mesh 30/10 PKW	010882147	1	250.00	
100	60	103.5	62	Mesh 30/10	010882035	1	124.60	
100	60	103.5	62	Mesh 30/30	010882082	1	79.20	
100	60	103.5	62	Expanded metal	010882129	1	79.20	
100	60	103.5	62	Mesh 30/10 PKW	010882151	1	274.00	
100	80	103.5	82	Mesh 30/10	010882044	1	208.50	
100	80	103.5	82	Mesh 30/30	010882090	1	156.60	
100	80	103.5	82	Expanded metal	010882136	1	156.60	
100	80	103.5	82	Mesh 30/10 PKW	010882154	1	333.00	
100	100	103.5	102	Mesh 30/10	010882049	1	249.00	
100	100	103.5	102	Mesh 30/30	010882093	1	188.60	
100	100	103.5	102	Expanded metal	010882139	1	188.60	
100	100	103.5	102	Mesh 30/10 PKW	010882158	1	384.00	

> **NOTE: Shortened gratings:** available to order. Other special depths on request.

**Truck passable gratings:** We offer grates for a wheel load of 5 tons (50 kN, equivalent to SLW 30) and 10 tons (100 kN, equivalent to SLW 60).

**RC2 and RC3 gratings:** available on request.

**CONCRETE LIGHT WELL MEAVECTOR AQUA PLUS**

Width 100 cm

**LIGHT WELL BODY**

Made of concrete, fold inside, with integrated drainage connection MEASTOP PRO (DN100). Order-specific with closed bottom, with drain DN100 and in other dimensions possible. The water-impermeable duplex seal with integrated compression protector and the spacers (8, 10, 12, 14, 16 cm) for the thermal bridge-optimised connection are fitted at the factory. All dimensions are inside dimensions (clear dimensions).



MEAVECTOR AQUA PLUS (with spacer)

**AQUA PLUS 14 cm****AQUA PLUS 16 cm**

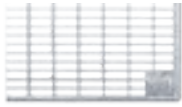
Clear width in cm	Clear depth in cm	Clear height in cm	kg/item	Item no.	€/Item	kg/item	Item no.	€/Item	MG
100	50	90	600	010883737	669.00	600	010883874	685.00	BW
100	50	120	750	010883713	751.00	750	010883850	769.00	
100	50	140	840	010883717	839.00	840	010883854	860.00	
100	50	150	890	010883721	883.00	890	010883858	905.00	
100	50	160	940	010883725	927.00	940	010883862	950.00	
100	50	180	1,040	010883729	1,016.00	1,040	010883866	1,040.00	
100	50	200	1,130	010883733	1,104.00	1,130	010883870	1,131.00	
100	60	90	670	010883738	702.00	670	010883875	718.00	
100	60	120	830	010883714	788.00	830	010883851	807.00	
100	60	140	930	010883718	881.00	930	010883855	902.00	
100	60	150	980	010883722	914.00	980	010883859	936.00	
100	60	160	1,040	010883726	973.00	1,040	010883863	996.00	
100	60	180	1,140	010883730	1,066.00	1,140	010883867	1,091.00	
100	60	200	1,250	010883734	1,158.00	1,250	010883871	1,185.00	
100	80	90	800	010883739	841.00	800	010883876	856.00	
100	80	120	980	010883715	930.00	980	010883852	948.00	
100	80	140	1,100	010883719	1,031.00	1,100	010883856	1,052.00	
100	80	150	1,160	010883723	1,085.00	1,160	010883860	1,107.00	
100	80	160	1,230	010883727	1,139.00	1,230	010883864	1,162.00	
100	80	180	1,350	010883731	1,248.00	1,350	010883868	1,272.00	
100	80	200	1,470	010883735	1,356.00	1,470	010883872	1,382.00	
100	100	90	930	010883736	913.00	930	010883873	928.00	
100	100	120	1,140	010883712	1,008.00	1,140	010883849	1,027.00	
100	100	140	1,280	010883716	1,126.00	1,280	010883853	1,147.00	
100	100	150	1,350	010883720	1,184.00	1,350	010883857	1,206.00	
100	100	160	1,420	010883724	1,243.00	1,420	010883861	1,266.00	
100	100	180	1,550	010883728	1,360.00	1,550	010883865	1,385.00	
100	100	200	1,690	010883732	1,478.00	1,690	010883869	1,504.00	

&lt; AQUA PLUS 8, 10 and 12 cm see page 162


# CONCRETE LIGHT WELL MEAVECTOR AQUA PLUS

Width 100 cm


## GRATINGS




Mesh 30/10



Mesh 30/30



Expanded metal



Mesh 30/10 car passable

### Gratings standard depth walk-on up to 1.5 kN (point load), car passable up to 9.0 kN (wheel load)

Light well width in cm	Light well depth in cm	Width in cm	Depth in cm	Grate type	Item no.	Item/ PKU	€/ Item	MG
100	50	103.5	49.5	V2A Mesh 30/10	010883994	1	279.00	BL
100	50	103.5	49.5	Mesh 30/10	010882302	1	92.90	
100	50	103.5	49.5	Mesh 30/30	010882321	1	61.90	
100	50	103.5	49.5	Expanded metal	010882340	1	61.90	
100	50	103.5	49.5	Mesh 30/10 PKW	010882359	1	240.50	
100	60	103.5	59.5	V2A Mesh 30/10	010883995	1	359.50	
100	60	103.5	59.5	Mesh 30/10	010882303	1	120.00	
100	60	103.5	59.5	Mesh 30/30	010882322	1	76.10	
100	60	103.5	59.5	Expanded metal	010882341	1	76.10	
100	60	103.5	59.5	Mesh 30/10 PKW	010882360	1	264.00	
100	80	103.5	79.5	Mesh 30/10	010882304	1	201.00	
100	80	103.5	79.5	Mesh 30/30	010882323	1	150.40	
100	80	103.5	79.5	Expanded metal	010882342	1	150.40	
100	80	103.5	79.5	Mesh 30/10 PKW	010882361	1	320.00	
100	100	103.5	99.5	Mesh 30/10	010882305	1	239.50	
100	100	103.5	99.5	Mesh 30/30	010882324	1	181.40	
100	100	103.5	99.5	Expanded metal	010882343	1	181.40	
100	100	103.5	99.5	Mesh 30/10 PKW	010882362	1	368.50	

### Gratings extra deep for low plaster application, delivery time on request. Walk-on up to 1.5 kN (point load), car passable up to 9.0 kN (wheel load)

Light well width in cm	Light well depth in cm	Width in cm	Depth in cm	Grate type	Item no.	Item/ PKU	€/ Item	MG
100	50	103.5	52	Mesh 30/10	010882027	1	96.60	BL
100	50	103.5	52	Mesh 30/30	010882408	1	64.50	
100	50	103.5	52	Expanded metal	010882121	1	64.50	
100	50	103.5	52	Mesh 30/10 PKW	010882147	1	250.00	
100	60	103.5	62	Mesh 30/10	010882035	1	124.60	
100	60	103.5	62	Mesh 30/30	010882082	1	79.20	
100	60	103.5	62	Expanded metal	010882129	1	79.20	
100	60	103.5	62	Mesh 30/10 PKW	010882151	1	274.00	
100	80	103.5	82	Mesh 30/10	010882044	1	208.50	
100	80	103.5	82	Mesh 30/30	010882090	1	156.60	
100	80	103.5	82	Expanded metal	010882136	1	156.60	
100	80	103.5	82	Mesh 30/10 PKW	010882154	1	333.00	
100	100	103.5	102	Mesh 30/10	010882049	1	249.00	
100	100	103.5	102	Mesh 30/30	010882093	1	188.60	
100	100	103.5	102	Expanded metal	010882139	1	188.60	
100	100	103.5	102	Mesh 30/10 PKW	010882158	1	384.00	

> **NOTE: Shortened gratings:** available to order. Other special depths on request.

**Truck passable gratings:** We offer grates for a wheel load of 5 tons (50 kN, equivalent to SLW 30) and 10 tons (100 kN, equivalent to SLW 60).

**RC2 and RC3 gratings:** available on request.

## CONCRETE LIGHT WELL MEAVECTOR AQUA PLUS

Width 125 cm

### LIGHT WELL BODY

Made of concrete, fold inside, with integrated drainage connection MEASTOP PRO (DN100). Order-specific with closed bottom, with drain DN100 and in other dimensions possible. The water-impermeable duplex seal with integrated compression protector and the spacers (8, 10, 12, 14, 16 cm) for the thermal bridge-optimised connection are fitted at the factory. All dimensions are inside dimensions (clear dimensions).



MEAVECTOR AQUA PLUS (with spacer)

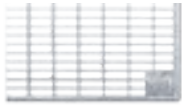
			AQUA PLUS 8 cm			AQUA PLUS 10 cm			AQUA PLUS 12 cm			
Clear width in cm	Clear depth in cm	Clear height in cm	kg/item	Item no.	€/Item	kg/item	Item no.	€/Item	kg/item	Item no.	€/Item	MG
125	50	90	690	010883540	770.00	690	010880552	770.00	690	010881772	787.00	BW
125	50	120	850	010883541	848.00	850	010880524	848.00	850	010881773	868.00	
125	50	140	960	010883542	940.00	960	010880528	940.00	960	010881774	962.00	
125	50	150	1,020	010883543	994.00	1,020	010880532	994.00	1,020	010881775	1,017.00	
125	50	160	1,070	010883544	1,043.00	1,070	010880536	1,043.00	1,070	010881776	1,067.00	
125	50	180	1,180	010883545	1,141.00	1,180	010880540	1,141.00	1,180	010881777	1,167.00	
125	50	200	1,290	010883546	1,239.00	1,290	010880544	1,239.00	1,290	010881778	1,267.00	
125	60	90	760	010883547	793.00	760	010880553	793.00	760	010881779	810.00	
125	60	120	940	010883548	894.00	940	010880525	894.00	940	010881780	914.00	
125	60	140	1,050	010883549	997.00	1,050	010880529	997.00	1,050	010881781	1,019.00	
125	60	150	1,110	010883550	1,048.00	1,110	010880533	1,048.00	1,110	010881782	1,071.00	
125	60	160	1,170	010883551	1,099.00	1,170	010880537	1,099.00	1,170	010881783	1,123.00	
125	60	180	1,290	010883552	1,202.00	1,290	010880541	1,202.00	1,290	010881784	1,228.00	
125	60	200	1,400	010883553	1,304.00	1,400	010880545	1,304.00	1,400	010881785	1,332.00	
125	80	90	900	010883554	933.00	900	010880554	933.00	900	010881786	950.00	
125	80	120	1,110	010883555	1,021.00	1,110	010880526	1,021.00	1,110	010881787	1,041.00	
125	80	140	1,240	010883556	1,137.00	1,240	010880530	1,137.00	1,240	010881788	1,159.00	
125	80	150	1,310	010883557	1,195.00	1,310	010880534	1,195.00	1,310	010881789	1,218.00	
125	80	160	1,370	010883558	1,253.00	1,370	010880538	1,253.00	1,370	010881790	1,277.00	
125	80	180	1,510	010883559	1,369.00	1,510	010880542	1,369.00	1,510	010881791	1,395.00	
125	80	200	1,640	010883560	1,484.00	1,640	010880546	1,484.00	1,640	010881792	1,512.00	
125	100	90	1,050	010883561	1,066.00	1,050	010880551	1,066.00	1,050	010881793	1,083.00	
125	100	120	1,270	010883562	1,158.00	1,270	010880523	1,158.00	1,270	010881794	1,178.00	
125	100	140	1,420	010883563	1,288.00	1,420	010880527	1,288.00	1,420	010881795	1,310.00	
125	100	150	1,500	010883564	1,353.00	1,500	010880531	1,353.00	1,500	010881796	1,376.00	
125	100	160	1,570	010883565	1,418.00	1,570	010880535	1,418.00	1,570	010881797	1,442.00	
125	100	180	1,720	010883566	1,549.00	1,720	010880539	1,549.00	1,720	010881798	1,575.00	
125	100	200	1,870	010883567	1,679.00	1,870	010880543	1,679.00	1,870	010881799	1,707.00	

> AQUA PLUS 14 and 16 cm see page 168


# CONCRETE LIGHT WELL MEAVECTOR AQUA PLUS

Width 125 cm


## GRATINGS



Mesh 30/10



Mesh 30/30



Expanded metal



Mesh 30/10 car passable

### Gratings standard depth walk-on up to 1.5 kN (point load), car passable up to 9.0 kN (wheel load)

Light well width in cm	Light well depth in cm	Width in cm	Depth in cm	Grate type	Item no.	Item/ PKU	€/ Item	MG
125	50	128	49.5	Mesh 30/10	010882306	1	126.20	BL
125	50	128	49.5	Mesh 30/30	010882325	1	89.00	
125	50	128	49.5	Expanded metal	010882344	1	89.00	
125	50	128	49.5	Mesh 30/10 PKW	010882363	1	315.00	
125	60	128	59.5	Mesh 30/10	010882307	1	158.40	
125	60	128	59.5	Mesh 30/30	010882326	1	105.60	
125	60	128	59.5	Expanded metal	010882345	1	105.60	
125	60	128	59.5	Mesh 30/10 PKW	010882364	1	327.50	
125	80	128	79.5	Mesh 30/10	010882308	1	245.50	
125	80	128	79.5	Mesh 30/30	010882327	1	186.60	
125	80	128	79.5	Expanded metal	010882346	1	186.60	
125	80	128	79.5	Mesh 30/10 PKW	010882365	1	433.00	
125	100	128	99.5	Mesh 30/10	010882309	1	303.50	
125	100	128	99.5	Mesh 30/30	010882328	1	222.50	
125	100	128	99.5	Expanded metal	010882347	1	222.50	
125	100	128	99.5	Mesh 30/10 PKW	010882366	1	493.00	

### Gratings extra deep for low plaster application, delivery time on request. Walk-on up to 1.5 kN (point load), car passable up to 9.0 kN (wheel load)

Light well width in cm	Light well depth in cm	Width in cm	Depth in cm	Grate type	Item no.	Item/ PKU	€/ Item	MG
125	50	128	52	Mesh 30/10	010882028	1	131.20	BL
125	50	128	52	Mesh 30/30	010882076	1	92.40	
125	50	128	52	Expanded metal	010882122	1	92.40	
125	50	128	52	Mesh 30/10 PKW	010882148	1	327.50	
125	60	128	62	Mesh 30/10	010882036	1	164.60	
125	60	128	62	Mesh 30/30	010882083	1	109.80	
125	60	128	62	Expanded metal	010882130	1	109.80	
125	60	128	62	Mesh 30/10 PKW	010882152	1	341.00	
125	80	128	82	Mesh 30/10	010882045	1	255.50	
125	80	128	82	Mesh 30/30	010882091	1	194.00	
125	80	128	82	Expanded metal	010882137	1	194.00	
125	80	128	82	Mesh 30/10 PKW	010882155	1	450.00	
125	100	128	102	Mesh 30/10	010882050	1	315.50	
125	100	128	102	Mesh 30/30	010882094	1	231.50	
125	100	128	102	Expanded metal	010882140	1	231.50	
125	100	128	102	Mesh 30/10 PKW	010882159	1	514.00	

> **NOTE: Shortened gratings:** available to order. Other special depths on request.

**Truck passable gratings:** We offer grates for a wheel load of 5 tons (50 kN, equivalent to SLW 30) and 10 tons (100 kN, equivalent to SLW 60).

**RC2 and RC3 gratings:** available on request.

## CONCRETE LIGHT WELL MEAVECTOR AQUA PLUS

Width 125 cm

### LIGHT WELL BODY

Made of concrete, fold inside, with integrated drainage connection MEASTOP PRO (DN100). Order-specific with closed bottom, with drain DN100 and in other dimensions possible. The water-impermeable duplex seal with integrated compression protector and the spacers (8, 10, 12, 14, 16 cm) for the thermal bridge-optimised connection are fitted at the factory. All dimensions are inside dimensions (clear dimensions).



MEAVECTOR AQUA PLUS (with spacer)

#### AQUA PLUS 14 cm

#### AQUA PLUS 16 cm

Clear width in cm	Clear depth in cm	Clear height in cm	kg/item	Item no.	€/Item	kg/item	Item no.	€/Item	MG
125	50	90	690	010883762	804.00	690	010883899	821.00	BW
125	50	120	850	010883640	890.00	850	010883643	911.00	
125	50	140	960	010883742	984.00	960	010883879	1,006.00	
125	50	150	1,020	010883746	1,040.00	1,020	010883883	1,063.00	
125	50	160	1,070	010883750	1,091.00	1,070	010883887	1,115.00	
125	50	180	1,180	010883754	1,193.00	1,180	010883891	1,219.00	
125	50	200	1,290	010883758	1,295.00	1,290	010883895	1,323.00	
125	60	90	760	010883763	827.00	760	010883900	844.00	
125	60	120	940	010883641	934.00	940	010883644	955.00	
125	60	140	1,050	010883743	1,041.00	1,050	010883880	1,063.00	
125	60	150	1,110	010883747	1,094.00	1,110	010883884	1,117.00	
125	60	160	1,170	010883751	1,147.00	1,170	010883888	1,171.00	
125	60	180	1,290	010883755	1,254.00	1,290	010883892	1,280.00	
125	60	200	1,400	010883759	1,360.00	1,400	010883896	1,388.00	
125	80	90	900	010883764	967.00	900	010883901	984.00	
125	80	120	1,110	010883740	1,061.00	1,110	010883877	1,081.00	
125	80	140	1,240	010883744	1,181.00	1,240	010883881	1,203.00	
125	80	150	1,310	010883748	1,241.00	1,310	010883885	1,264.00	
125	80	160	1,370	010883752	1,301.00	1,370	010883889	1,325.00	
125	80	180	1,510	010883756	1,421.00	1,510	010883893	1,447.00	
125	80	200	1,640	010883760	1,541.00	1,640	010883897	1,569.00	
125	100	90	1,050	010883761	1,100.00	1,050	010883898	1,118.00	
125	100	120	1,270	010883642	1,202.00	1,270	010883645	1,223.00	
125	100	140	1,420	010883741	1,332.00	1,420	010883878	1,354.00	
125	100	150	1,500	010883745	1,399.00	1,500	010883882	1,422.00	
125	100	160	1,570	010883749	1,467.00	1,570	010883886	1,491.00	
125	100	180	1,720	010883753	1,601.00	1,720	010883890	1,627.00	
125	100	200	1,870	010883757	1,735.00	1,870	010883894	1,763.00	

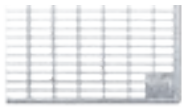
< AQUA PLUS 8, 10 and 12 cm see page 166




# CONCRETE LIGHT WELL MEAVECTOR AQUA PLUS

Width 125 cm

## GRATINGS




Mesh 30/10



Mesh 30/30



Expanded metal



Mesh 30/10 car passable

### Gratings standard depth walk-on up to 1.5 kN (point load), car passable up to 9.0 kN (wheel load)

Light well width in cm	Light well depth in cm	Width in cm	Depth in cm	Grate type	Item no.	Item/ PKU	€/ Item	MG
125	50	128	49.5	Mesh 30/10	010882306	1	126.20	BL
125	50	128	49.5	Mesh 30/30	010882325	1	89.00	
125	50	128	49.5	Expanded metal	010882344	1	89.00	
125	50	128	49.5	Mesh 30/10 PKW	010882363	1	315.00	
125	60	128	59.5	Mesh 30/10	010882307	1	158.40	
125	60	128	59.5	Mesh 30/30	010882326	1	105.60	
125	60	128	59.5	Expanded metal	010882345	1	105.60	
125	60	128	59.5	Mesh 30/10 PKW	010882364	1	327.50	
125	80	128	79.5	Mesh 30/10	010882308	1	245.50	
125	80	128	79.5	Mesh 30/30	010882327	1	186.60	
125	80	128	79.5	Expanded metal	010882346	1	186.60	
125	80	128	79.5	Mesh 30/10 PKW	010882365	1	433.00	
125	100	128	99.5	Mesh 30/10	010882309	1	303.50	
125	100	128	99.5	Mesh 30/30	010882328	1	222.50	
125	100	128	99.5	Expanded metal	010882347	1	222.50	
125	100	128	99.5	Mesh 30/10 PKW	010882366	1	493.00	

### Gratings extra deep for low plaster application, delivery time on request. Walk-on up to 1.5 kN (point load), car passable up to 9.0 kN (wheel load)

Light well width in cm	Light well depth in cm	Width in cm	Depth in cm	Grate type	Item no.	Item/ PKU	€/ Item	MG
125	50	128	52	Mesh 30/10	010882028	1	131.20	BL
125	50	128	52	Mesh 30/30	010882076	1	92.40	
125	50	128	52	Expanded metal	010882122	1	92.40	
125	50	128	52	Mesh 30/10 PKW	010882148	1	327.50	
125	60	128	62	Mesh 30/10	010882036	1	164.60	
125	60	128	62	Mesh 30/30	010882083	1	109.80	
125	60	128	62	Expanded metal	010882130	1	109.80	
125	60	128	62	Mesh 30/10 PKW	010882152	1	341.00	
125	80	128	82	Mesh 30/10	010882045	1	255.50	
125	80	128	82	Mesh 30/30	010882091	1	194.00	
125	80	128	82	Expanded metal	010882137	1	194.00	
125	80	128	82	Mesh 30/10 PKW	010882155	1	450.00	
125	100	128	102	Mesh 30/10	010882050	1	315.50	
125	100	128	102	Mesh 30/30	010882094	1	231.50	
125	100	128	102	Expanded metal	010882140	1	231.50	
125	100	128	102	Mesh 30/10 PKW	010882159	1	514.00	

> **NOTE: Shortened gratings:** available to order. Other special depths on request.

**Truck passable gratings:** We offer grates for a wheel load of 5 tons (50 kN, equivalent to SLW 30) and 10 tons (100 kN, equivalent to SLW 60).

**RC2 and RC3 gratings:** available on request.

**CONCRETE LIGHT WELL MEAVECTOR AQUA PLUS**

Width 152 cm

**LIGHT WELL BODY**

Made of concrete, fold inside, with integrated drainage connection MEASTOP PRO (DN100). Order-specific with closed bottom, with drain DN100 and in other dimensions possible. The water-impermeable duplex seal with integrated compression protector and the spacers (8, 10, 12, 14, 16 cm) for the thermal bridge-optimised connection are fitted at the factory. All dimensions are inside dimensions (clear dimensions).



MEAVECTOR AQUA PLUS (with spacer)

**AQUA PLUS 8 cm****AQUA PLUS 10 cm****AQUA PLUS 12 cm**

Clear width in cm	Clear depth in cm	Clear height in cm	kg/item	Item no.	€/Item	kg/item	Item no.	€/Item	kg/item	Item no.	€/Item	MG
152	50	90	790	010883568	813.00	790	010880582	813.00	790	010881800	831.00	BW
152	50	120	970	010883569	969.00	970	010880556	969.00	970	010881801	990.00	
152	50	140	1,090	010883570	1,038.00	1,090	010880560	1,038.00	1,090	010881802	1,061.00	
152	50	150	1,150	010883571	1,110.00	1,150	010880564	1,110.00	1,150	010881803	1,134.00	
152	50	160	1,210	010883572	1,198.00	1,210	010880568	1,198.00	1,210	010881804	1,224.00	
152	50	180	1,330	010883573	1,257.00	1,330	010880572	1,257.00	1,330	010881805	1,284.00	
152	50	200	1,450	010883574	1,339.00	1,450	010880576	1,339.00	1,450	010881806	1,368.00	
152	60	90	860	010883575	1,002.00	860	010880583	1,002.00	860	010881807	1,020.00	
152	60	120	1,060	010883576	1,135.00	1,060	010880557	1,135.00	1,060	010881808	1,157.00	
152	60	140	1,190	010883577	1,206.00	1,190	010880561	1,206.00	1,190	010881809	1,229.00	
152	60	150	1,250	010883578	1,267.00	1,250	010880565	1,267.00	1,250	010881810	1,291.00	
152	60	160	1,320	010883579	1,312.00	1,320	010880569	1,312.00	1,320	010881811	1,337.00	
152	60	180	1,450	010883580	1,403.00	1,450	010880573	1,403.00	1,450	010881812	1,431.00	
152	60	200	1,580	010883581	1,521.00	1,580	010880577	1,521.00	1,580	010881813	1,551.00	
152	80	90	1,020	010883582	1,112.00	1,020	010880584	1,112.00	1,020	010881814	1,131.00	
152	80	120	1,240	010883583	1,212.00	1,240	010880558	1,212.00	1,240	010881815	1,233.00	
152	80	140	1,380	010883584	1,345.00	1,380	010880562	1,345.00	1,380	010881816	1,369.00	
152	80	150	1,460	010883585	1,412.00	1,460	010880566	1,412.00	1,460	010881817	1,437.00	
152	80	160	1,530	010883586	1,479.00	1,530	010880570	1,479.00	1,530	010881818	1,504.00	
152	80	180	1,680	010883587	1,613.00	1,680	010880574	1,613.00	1,680	010881819	1,640.00	
152	80	200	1,820	010883588	1,746.00	1,820	010880578	1,746.00	1,820	010881820	1,776.00	
152	100	90	1,170	010883589	1,230.00	1,170	010880581	1,230.00	1,170	010881821	1,248.00	
152	100	120	1,420	010883590	1,330.00	1,420	010880555	1,330.00	1,420	010881822	1,351.00	
152	100	140	1,580	010883591	1,414.00	1,580	010880559	1,414.00	1,580	010881823	1,438.00	
152	100	150	1,660	010883592	1,547.00	1,660	010880563	1,547.00	1,660	010881824	1,572.00	
152	100	160	1,740	010883593	1,620.00	1,740	010880567	1,620.00	1,740	010881825	1,645.00	
152	100	180	1,910	010883594	1,764.00	1,910	010880571	1,764.00	1,910	010881826	1,792.00	
152	100	200	2,070	010883595	1,909.00	2,070	010880575	1,909.00	2,070	010881827	1,939.00	

&gt; AQUA PLUS 14 and 16 cm see page 172


GRATINGS



Mesh 30/10



Mesh 30/30



Expanded metal



Mesh 30/10 car passable

**Gratings standard depth** walk-on up to 1.5 kN (point load), car passable up to 9.0 kN (wheel load)

Light well width in cm	Light well depth in cm	Width in cm	Depth in cm	Grate type	Item no.	Item/ PKU	€/ Item	MG
152	50	156	49.5	Mesh 30/10	010882033	1	225.50	BL
152	50	156	49.5	Mesh 30/30	010882080	1	174.80	
152	50	156	49.5	Expanded metal	010882127	1	174.80	
152	50	156	49.5	Mesh 30/10 PKW	010882043	1	429.00	
152	60	156	59.5	Mesh 30/10	010882310	1	258.50	
152	60	156	59.5	Mesh 30/30	010882329	1	201.00	
152	60	156	59.5	Expanded metal	010882348	1	201.00	
152	60	156	59.5	Mesh 30/10 PKW	010882367	1	451.00	
152	80	156	79.5	Mesh 30/10	010882311	1	294.50	
152	80	156	79.5	Mesh 30/30	010882330	1	269.00	
152	80	156	79.5	Expanded metal	010882349	1	269.00	
152	80	156	79.5	Mesh 30/10 PKW	010882368	1	538.00	
152	100	156	99.5	Mesh 30/10	010882312	1	294.50	
152	100	156	99.5	Mesh 30/30	010882331	1	271.50	
152	100	156	99.5	Expanded metal	010882350	1	271.50	
152	100	156	99.5	Mesh 30/10 PKW	010882369	1	616.00	

**Gratings extra deep** for low plaster application, delivery time on request. Walk-on up to 1.5 kN (point load), car passable up to 9.0 kN (wheel load)

Light well width in cm	Light well depth in cm	Width in cm	Depth in cm	Grate type	Item no.	Item/ PKU	€/ Item	MG
152	50	156	52	Mesh 30/10	010882029	1	234.00	BL
152	50	156	52	Mesh 30/30	010882077	1	181.80	
152	50	156	52	Expanded metal	010882123	1	181.80	
152	50	156	52	Mesh 30/10 PKW	010882149	1	446.00	
152	60	156	62	Mesh 30/10	010882037	1	269.00	
152	60	156	62	Mesh 30/30	010882084	1	208.50	
152	60	156	62	Expanded metal	010882131	1	208.50	
152	60	156	62	Mesh 30/10 PKW	010882153	1	463.50	
152	80	156	82	Mesh 30/10	010882046	1	303.00	
152	80	156	82	Mesh 30/30	010882092	1	279.50	
152	80	156	82	Expanded metal	010882138	1	279.50	
152	80	156	82	Mesh 30/10 PKW	010882156	1	559.00	
152	100	156	102	Mesh 30/10	010882051	1	306.50	
152	100	156	102	Mesh 30/30	010882095	1	282.00	
152	100	156	102	Expanded metal	010882141	1	282.00	
152	100	156	102	Mesh 30/10 PKW	010882160	1	640.00	

> **NOTE: Shortened gratings:** available to order. Other special depths on request.

**Truck passable gratings:** We offer grates for a wheel load of 5 tons (50 kN, equivalent to SLW 30) and 10 tons (100 kN, equivalent to SLW 60).

**RC2 and RC3 gratings:** available on request.

**CONCRETE LIGHT WELL MEAVECTOR AQUA PLUS**

Width 152 cm

**LIGHT WELL BODY**

Made of concrete, fold inside, with integrated drainage connection MEASTOP PRO (DN100). Order-specific with closed bottom, with drain DN100 and in other dimensions possible. The water-impermeable duplex seal with integrated compression protector and the spacers (8, 10, 12, 14, 16 cm) for the thermal bridge-optimised connection are fitted at the factory. All dimensions are inside dimensions (clear dimensions).



MEAVECTOR AQUA PLUS (with spacer)

**AQUA PLUS 14 cm****AQUA PLUS 16 cm**

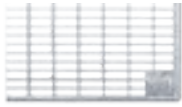
Clear width in cm	Clear depth in cm	Clear height in cm	kg/item	Item no.	€/Item	kg/item	Item no.	€/Item	MG
152	50	90	790	010883790	850.00	790	010883927	868.00	BW
152	50	120	970	010883766	1,012.00	970	010883903	1,033.00	
152	50	140	1,090	010883770	1,085.00	1,090	010883907	1,108.00	
152	50	150	1,150	010883774	1,159.00	1,150	010883911	1,183.00	
152	50	160	1,210	010883778	1,249.00	1,210	010883915	1,275.00	
152	50	180	1,330	010883782	1,312.00	1,330	010883919	1,339.00	
152	50	200	1,450	010883786	1,398.00	1,450	010883923	1,427.00	
152	60	90	860	010883791	1,039.00	860	010883928	1,057.00	
152	60	120	1,060	010883767	1,178.00	1,060	010883904	1,199.00	
152	60	140	1,190	010883771	1,252.00	1,190	010883908	1,276.00	
152	60	150	1,250	010883775	1,315.00	1,250	010883912	1,340.00	
152	60	160	1,320	010883779	1,363.00	1,320	010883916	1,388.00	
152	60	180	1,450	010883783	1,458.00	1,450	010883920	1,485.00	
152	60	200	1,580	010883787	1,580.00	1,580	010883924	1,609.00	
152	80	90	1,020	010883792	1,149.00	1,020	010883929	1,168.00	
152	80	120	1,240	010883768	1,254.00	1,240	010883905	1,276.00	
152	80	140	1,380	010883772	1,392.00	1,380	010883909	1,415.00	
152	80	150	1,460	010883776	1,461.00	1,460	010883913	1,485.00	
152	80	160	1,530	010883780	1,530.00	1,530	010883917	1,555.00	
152	80	180	1,680	010883784	1,667.00	1,680	010883921	1,695.00	
152	80	200	1,820	010883788	1,805.00	1,820	010883925	1,834.00	
152	100	90	1,170	010883789	1,267.00	1,170	010883926	1,285.00	
152	100	120	1,420	010883765	1,373.00	1,420	010883902	1,394.00	
152	100	140	1,580	010883769	1,461.00	1,580	010883906	1,485.00	
152	100	150	1,660	010883773	1,596.00	1,660	010883910	1,620.00	
152	100	160	1,740	010883777	1,670.00	1,740	010883914	1,696.00	
152	100	180	1,910	010883781	1,819.00	1,910	010883918	1,847.00	
152	100	200	2,070	010883785	1,968.00	2,070	010883922	1,997.00	

&lt; AQUA PLUS 8, 10 and 12 cm see page 170


# CONCRETE LIGHT WELL MEAVECTOR AQUA PLUS

Width 152 cm


## GRATINGS




Mesh 30/10



Mesh 30/30



Expanded metal



Mesh 30/10 car passable

### Gratings standard depth walk-on up to 1.5 kN (point load), car passable up to 9.0 kN (wheel load)

Light well width in cm	Light well depth in cm	Width in cm	Depth in cm	Grate type	Item no.	Item/ PKU	€/ Item	MG
152	50	156	49.5	Mesh 30/10	010882033	1	225.50	BL
152	50	156	49.5	Mesh 30/30	010882080	1	174.80	
152	50	156	49.5	Expanded metal	010882127	1	174.80	
152	50	156	49.5	Mesh 30/10 PKW	010882043	1	429.00	
152	60	156	59.5	Mesh 30/10	010882310	1	258.50	
152	60	156	59.5	Mesh 30/30	010882329	1	201.00	
152	60	156	59.5	Expanded metal	010882348	1	201.00	
152	60	156	59.5	Mesh 30/10 PKW	010882367	1	451.00	
152	80	156	79.5	Mesh 30/10	010882311	1	294.50	
152	80	156	79.5	Mesh 30/30	010882330	1	269.00	
152	80	156	79.5	Expanded metal	010882349	1	269.00	
152	80	156	79.5	Mesh 30/10 PKW	010882368	1	538.00	
152	100	156	99.5	Mesh 30/10	010882312	1	294.50	
152	100	156	99.5	Mesh 30/30	010882331	1	271.50	
152	100	156	99.5	Expanded metal	010882350	1	271.50	
152	100	156	99.5	Mesh 30/10 PKW	010882369	1	616.00	

### Gratings extra deep for low plaster application, delivery time on request. Walk-on up to 1.5 kN (point load), car passable up to 9.0 kN (wheel load)

Light well width in cm	Light well depth in cm	Width in cm	Depth in cm	Grate type	Item no.	Item/ PKU	€/ Item	MG
152	50	156	52	Mesh 30/10	010882029	1	234.00	BL
152	50	156	52	Mesh 30/30	010882077	1	181.80	
152	50	156	52	Expanded metal	010882123	1	181.80	
152	50	156	52	Mesh 30/10 PKW	010882149	1	446.00	
152	60	156	62	Mesh 30/10	010882037	1	269.00	
152	60	156	62	Mesh 30/30	010882084	1	208.50	
152	60	156	62	Expanded metal	010882131	1	208.50	
152	60	156	62	Mesh 30/10 PKW	010882153	1	463.50	
152	80	156	82	Mesh 30/10	010882046	1	303.00	
152	80	156	82	Mesh 30/30	010882092	1	279.50	
152	80	156	82	Expanded metal	010882138	1	279.50	
152	80	156	82	Mesh 30/10 PKW	010882156	1	559.00	
152	100	156	102	Mesh 30/10	010882051	1	306.50	
152	100	156	102	Mesh 30/30	010882095	1	282.00	
152	100	156	102	Expanded metal	010882141	1	282.00	
152	100	156	102	Mesh 30/10 PKW	010882160	1	640.00	

> **NOTE: Shortened gratings:** available to order. Other special depths on request.

**Truck passable gratings:** We offer grates for a wheel load of 5 tons (50 kN, equivalent to SLW 30) and 10 tons (100 kN, equivalent to SLW 60).

**RC2 and RC3 gratings:** available on request.

## CONCRETE LIGHT WELL MEAVECTOR AQUA PLUS

Width 205 cm

### LIGHT WELL BODY

Made of concrete, fold inside, with integrated drainage connection MEASTOP PRO (DN100). Order-specific with closed bottom, with drain DN100 and in other dimensions possible. The water-impermeable duplex seal with integrated compression protector and the spacers (8, 10, 12, 14, 16 cm) for the thermal bridge-optimised connection are fitted at the factory. All dimensions are inside dimensions (clear dimensions).



MEAVECTOR AQUA PLUS (with spacer)

AQUA PLUS 8 cm						AQUA PLUS 10 cm				AQUA PLUS 12 cm				MG
Clear width in cm	Clear depth in cm	Clear height in cm	kg/item	Item no.	€/Item	kg/item	Item no.	€/Item	kg/item	Item no.	€/Item	kg/item	Item no.	
205	50	90	970	010883596	1,063.00	970	010880613	1,063.00	970	010881828	1,084.00			
205	50	120	1,190	010883597	1,186.00	1,190	010880586	1,186.00	1,190	010881829	1,210.00			
205	50	140	1,340	010883598	1,287.00	1,340	010880590	1,287.00	1,340	010881830	1,313.00			
205	50	150	1,410	010883599	1,335.00	1,410	010880594	1,335.00	1,410	010881831	1,362.00			
205	50	160	1,480	010883600	1,392.00	1,480	010880598	1,392.00	1,480	010881832	1,420.00			
205	50	180	1,630	010883601	1,469.00	1,630	010880601	1,469.00	1,630	010881833	1,499.00			
205	50	200	1,780	010883602	1,581.00	1,780	010880605	1,581.00	1,780	010881834	1,613.00			
205	60	90	1,060	010883603	1,195.00	1,060	010880614	1,195.00	1,060	010881835	1,217.00			
205	60	120	1,290	010883604	1,332.00	1,290	010880587	1,332.00	1,290	010881836	1,356.00			
205	60	140	1,450	010883605	1,445.00	1,450	010880591	1,445.00	1,450	010881837	1,471.00			
205	60	150	1,530	010883606	1,501.00	1,530	010880595	1,501.00	1,530	010881838	1,528.00			
205	60	160	1,600	010883607	1,605.00	1,600	010880616	1,605.00	1,600	010881839	1,633.00			
205	60	180	1,760	010883608	1,714.00	1,760	010880602	1,714.00	1,760	010881840	1,744.00			
205	60	200	1,910	010883609	1,776.00	1,910	010880606	1,776.00	1,910	010881841	1,808.00			
205	80	90	1,240	010883610	1,332.00	1,240	010880615	1,332.00	1,240	010881842	1,353.00			
205	80	120	1,500	010883611	1,463.00	1,500	010880588	1,463.00	1,500	010881843	1,487.00			
205	80	140	1,670	010883612	1,617.00	1,670	010880592	1,617.00	1,670	010881844	1,643.00			
205	80	150	1,760	010883613	1,693.00	1,760	010880596	1,693.00	1,760	010881845	1,720.00			
205	80	160	1,840	010883614	1,770.00	1,840	010880599	1,770.00	1,840	010881846	1,798.00			
205	80	180	2,010	010883615	1,924.00	2,010	010880603	1,924.00	2,010	010881847	1,954.00			
205	100	90	1,420	010883616	1,436.00	1,420	010880612	1,436.00	1,420	010881848	1,457.00			
205	100	120	1,700	010883617	1,602.00	1,700	010880585	1,602.00	1,700	010881849	1,626.00			
205	100	140	1,890	010883618	1,767.00	1,890	010880589	1,767.00	1,890	010881850	1,793.00			
205	100	150	1,990	010883619	1,850.00	1,990	010880593	1,850.00	1,990	010881851	1,877.00			
205	100	160	2,080	010883620	1,932.00	2,080	010880597	1,932.00	2,080	010881852	1,960.00			
205	100	180	2,270	010883621	2,097.00	2,270	010880600	2,097.00	2,270	010881853	2,127.00			

> AQUA PLUS 14 and 16 cm see page 176

# CONCRETE LIGHT WELL MEAVECTOR AQUA PLUS

Width 205 cm


## GRATINGS



Mesh 30/10



Mesh 30/30



Expanded metal



Mesh 30/10 car passable

### Gratings standard depth walk-on up to 1.5 kN (point load), car passable up to 9.0 kN (wheel load)

Light well width in cm	Light well depth in cm	Width in cm	Depth in cm	Grate type	Item no.	Item/ PKU	€/ Item	MG
205	50	209	49.5	Mesh 30/10	010882006	1	301.50	BL
205	50	209	49.5	Mesh 30/30	010882056	1	195.40	
205	50	209	49.5	Expanded metal	010882100	1	195.40	
205 <sup>1)</sup>	50	103.5	49.5	Mesh 30/10 PKW	010882359	1	240.50	
205	60	209	59.5	Mesh 30/10	010882313	1	311.00	
205	60	209	59.5	Mesh 30/30	010882332	1	224.00	
205	60	209	59.5	Expanded metal	010882351	1	224.00	
205 <sup>1)</sup>	60	103.5	59.5	Mesh 30/10 PKW	010882360	1	264.00	
205	80	209	79.5	Mesh 30/10	010882314	1	473.00	
205	80	209	79.5	Mesh 30/30	010882333	1	372.50	
205	80	209	79.5	Expanded metal	010882352	1	372.50	
205 <sup>1)</sup>	80	103.5	79.5	Mesh 30/10 PKW	010882361	1	320.00	
205	100	209	99.5	Mesh 30/10	010882315	1	550.00	
205	100	209	99.5	Mesh 30/30	010882334	1	434.50	
205	100	209	99.5	Expanded metal	010882353	1	434.50	
205 <sup>1)</sup>	100	103.5	99.5	Mesh 30/10 PKW	010882362	1	368.50	

<sup>1)</sup> Order two gratings per light well; additionally order 1x support bracket and 3x heavy-duty anchors (Accessories for 2-part gratings, page 142).

### Gratings extra deep for low plaster application, delivery time on request. Walk-on up to 1.5 kN (point load), car passable up to 9.0 kN (wheel load)

Light well width in cm	Light well depth in cm	Width in cm	Depth in cm	Grate type	Item no.	Item/ PKU	€/ Item	MG
205	50	209	52	Mesh 30/10	010882002	1	313.50	BL
205	50	209	52	Mesh 30/30	010882052	1	203.00	
205	50	209	52	Expanded metal	010882096	1	203.00	
205 <sup>1)</sup>	50	103.5	52	Mesh 30/10 PKW	010882147	1	250.00	
205	60	209	62	Mesh 30/10	010882018	1	323.50	
205	60	209	62	Mesh 30/30	010882068	1	233.00	
205	60	209	62	Expanded metal	010882112	1	233.00	
205 <sup>1)</sup>	60	103.5	62	Mesh 30/10 PKW	010882151	1	274.00	
205	80	209	82	Mesh 30/10	010882022	1	491.50	
205	80	209	82	Mesh 30/30	010882071	1	387.50	
205	80	209	82	Expanded metal	010882116	1	387.50	
205 <sup>1)</sup>	80	103.5	82	Mesh 30/10 PKW	010882154	1	333.00	
205	100	209	102	Mesh 30/10	010882024	1	572.00	
205	100	209	102	Mesh 30/30	010882073	1	451.50	
205	100	209	102	Expanded metal	010882118	1	451.50	
205 <sup>1)</sup>	100	103.5	102	Mesh 30/10 PKW	010882158	1	384.00	

<sup>1)</sup> Order two gratings per light well; additionally order 1x support bracket and 3x heavy-duty anchors (Accessories for 2-part gratings, page 142).

> **NOTE: Shortened gratings:** available to order. Other special depths on request.

**Car passable gratings:** In addition to the 2-part standard solution with wall-side support bracket, we are happy to offer you a 1-part variant on request for mounting on insulation.

**Truck passable gratings:** We offer grates for a wheel load of 5 tons (50 kN, equivalent to SLW 30) and 10 tons (100 kN, equivalent to SLW 60).

**RC2 and RC3 gratings:** available on request.



## CONCRETE LIGHT WELL MEAVECTOR AQUA PLUS

Width 205 cm

### LIGHT WELL BODY

Made of concrete, fold inside, with integrated drainage connection MEASTOP PRO (DN100). Order-specific with closed bottom, with drain DN100 and in other dimensions possible. The water-impermeable duplex seal with integrated compression protector and the spacers (8, 10, 12, 14, 16 cm) for the thermal bridge-optimised connection are fitted at the factory. All dimensions are inside dimensions (clear dimensions).



MEAVECTOR AQUA PLUS (with spacer)

#### AQUA PLUS 14 cm

#### AQUA PLUS 16 cm

Clear width in cm	Clear depth in cm	Clear height in cm	kg/item	Item no.	€/Item	kg/item	Item no.	€/Item	MG
205	50	90	970	010883816	1,105.00	970	010883953	1,126.00	BW
205	50	120	1,190	010883794	1,234.00	1,190	010883931	1,258.00	
205	50	140	1,340	010883798	1,339.00	1,340	010883935	1,365.00	
205	50	150	1,410	010883802	1,389.00	1,410	010883939	1,416.00	
205	50	160	1,480	010883806	1,448.00	1,480	010883943	1,476.00	
205	50	180	1,630	010883810	1,529.00	1,630	010883947	1,559.00	
205	50	200	1,780	010883813	1,645.00	1,780	010883950	1,678.00	
205	60	90	1,060	010883817	1,238.00	1,060	010883954	1,259.00	
205	60	120	1,290	010883795	1,380.00	1,290	010883932	1,404.00	
205	60	140	1,450	010883799	1,497.00	1,450	010883936	1,523.00	
205	60	150	1,530	010883803	1,555.00	1,530	010883940	1,582.00	
205	60	160	1,600	010883807	1,661.00	1,600	010883944	1,689.00	
205	60	180	1,760	010883811	1,774.00	1,760	010883948	1,804.00	
205	60	200	1,910	010883814	1,841.00	1,910	010883951	1,873.00	
205	80	90	1,240	010883818	1,374.00	1,240	010883955	1,395.00	
205	80	120	1,500	010883796	1,511.00	1,500	010883933	1,535.00	
205	80	140	1,670	010883800	1,669.00	1,670	010883937	1,695.00	
205	80	150	1,760	010883804	1,747.00	1,760	010883941	1,774.00	
205	80	160	1,840	010883808	1,826.00	1,840	010883945	1,854.00	
205	80	180	2,010	010883812	1,984.00	2,010	010883949	2,014.00	
205	100	90	1,420	010883815	1,478.00	1,420	010883952	1,499.00	
205	100	120	1,700	010883793	1,650.00	1,700	010883930	1,674.00	
205	100	140	1,890	010883797	1,819.00	1,890	010883934	1,845.00	
205	100	150	1,990	010883801	1,904.00	1,990	010883938	1,931.00	
205	100	160	2,080	010883805	1,988.00	2,080	010883942	2,016.00	
205	100	180	2,270	010883809	2,157.00	2,270	010883946	2,187.00	

< AQUA PLUS 8, 10 and 12 cm see page 174

# CONCRETE LIGHT WELL MEAVECTOR AQUA PLUS

Width 205 cm


## GRATINGS



Mesh 30/10



Mesh 30/30



Expanded metal



Mesh 30/10 car passable

### Gratings standard depth walk-on up to 1.5 kN (point load), car passable up to 9.0 kN (wheel load)

Light well width in cm	Light well depth in cm	Width in cm	Depth in cm	Grate type	Item no.	Item/ PKU	€/ Item	MG
205	50	209	49.5	Mesh 30/10	010882006	1	301.50	BL
205	50	209	49.5	Mesh 30/30	010882056	1	195.40	
205	50	209	49.5	Expanded metal	010882100	1	195.40	
205 <sup>1)</sup>	50	103.5	49.5	Mesh 30/10 PKW	010882359	1	240.50	
205	60	209	59.5	Mesh 30/10	010882313	1	311.00	
205	60	209	59.5	Mesh 30/30	010882332	1	224.00	
205	60	209	59.5	Expanded metal	010882351	1	224.00	
205 <sup>1)</sup>	60	103.5	59.5	Mesh 30/10 PKW	010882360	1	264.00	
205	80	209	79.5	Mesh 30/10	010882314	1	473.00	
205	80	209	79.5	Mesh 30/30	010882333	1	372.50	
205	80	209	79.5	Expanded metal	010882352	1	372.50	
205 <sup>1)</sup>	80	103.5	79.5	Mesh 30/10 PKW	010882361	1	320.00	
205	100	209	99.5	Mesh 30/10	010882315	1	550.00	
205	100	209	99.5	Mesh 30/30	010882334	1	434.50	
205	100	209	99.5	Expanded metal	010882353	1	434.50	
205 <sup>1)</sup>	100	103.5	99.5	Mesh 30/10 PKW	010882362	1	368.50	

<sup>1)</sup> Order two gratings per light well; additionally order 1x support bracket and 3x heavy-duty anchors (Accessories for 2-part gratings, page 142).

### Gratings extra deep for low plaster application, delivery time on request. Walk-on up to 1.5 kN (point load), car passable up to 9.0 kN (wheel load)

Light well width in cm	Light well depth in cm	Width in cm	Depth in cm	Grate type	Item no.	Item/ PKU	€/ Item	MG
205	50	209	52	Mesh 30/10	010882002	1	313.50	BL
205	50	209	52	Mesh 30/30	010882052	1	203.00	
205	50	209	52	Expanded metal	010882096	1	203.00	
205 <sup>1)</sup>	50	103.5	52	Mesh 30/10 PKW	010882147	1	250.00	
205	60	209	62	Mesh 30/10	010882018	1	323.50	
205	60	209	62	Mesh 30/30	010882068	1	233.00	
205	60	209	62	Expanded metal	010882112	1	233.00	
205 <sup>1)</sup>	60	103.5	62	Mesh 30/10 PKW	010882151	1	274.00	
205	80	209	82	Mesh 30/10	010882022	1	491.50	
205	80	209	82	Mesh 30/30	010882071	1	387.50	
205	80	209	82	Expanded metal	010882116	1	387.50	
205 <sup>1)</sup>	80	103.5	82	Mesh 30/10 PKW	010882154	1	333.00	
205	100	209	102	Mesh 30/10	010882024	1	572.00	
205	100	209	102	Mesh 30/30	010882073	1	451.50	
205	100	209	102	Expanded metal	010882118	1	451.50	
205 <sup>1)</sup>	100	103.5	102	Mesh 30/10 PKW	010882158	1	384.00	

<sup>1)</sup> Order two gratings per light well; additionally order 1x support bracket and 3x heavy-duty anchors (Accessories for 2-part gratings, page 142).

> **NOTE: Shortened gratings:** available to order. Other special depths on request.

**Car passable gratings:** In addition to the 2-part standard solution with wall-side support bracket, we are happy to offer you a 1-part variant on request for mounting on insulation.

**Truck passable gratings:** We offer grates for a wheel load of 5 tons (50 kN, equivalent to SLW 30) and 10 tons (100 kN, equivalent to SLW 60).

**RC2 and RC3 gratings:** available on request.

## CONCRETE LIGHT WELL MEAVECTOR AQUA PLUS

Width 252 cm

### LIGHT WELL BODY

Made of concrete, fold inside, with integrated drainage connection MEASTOP PRO (DN100). Order-specific with closed bottom, with drain DN100 and in other dimensions possible. The water-impermeable duplex seal with integrated compression protector and the spacers (8, 10, 12, 14, 16 cm) for the thermal bridge-optimised connection are fitted at the factory. All dimensions are inside dimensions (clear dimensions).



MEAVECTOR AQUA PLUS (with spacer)

#### AQUA PLUS 8 cm

#### AQUA PLUS 10 cm

#### AQUA PLUS 12 cm

Clear width in cm	Clear depth in cm	Clear height in cm	kg/item	Item no.	€/Item	kg/item	Item no.	€/Item	kg/item	Item no.	€/Item	MG
252	50	90	1,140	010883622	1,441.00	1,140	010880636	1,441.00	1,140	010881854	1,464.00	BW
252	50	120	1,390	010883623	1,475.00	1,390	010880618	1,475.00	1,390	010881855	1,502.00	
252	50	140	1,560	010883624	1,632.00	1,560	010880621	1,632.00	1,560	010881856	1,660.00	
252	50	150	1,640	010883625	1,710.00	1,640	010880623	1,710.00	1,640	010881857	1,739.00	
252	60	90	1,240	010883626	1,501.00	1,240	010880637	1,501.00	1,240	010881861	1,525.00	
252	60	120	1,500	010883627	1,556.00	1,500	010880619	1,556.00	1,500	010881862	1,582.00	
252	60	140	1,680	010883628	1,718.00	1,680	010880622	1,718.00	1,680	010881863	1,746.00	
252	60	150	1,770	010883629	1,799.00	1,770	010880624	1,799.00	1,770	010881864	1,828.00	
252	80	90	1,440	010883630	1,615.00	1,440	010880638	1,615.00	1,440	010881868	1,638.00	
252	80	120	1,730	010883631	1,833.00	1,730	010880620	1,833.00	1,730	010881869	1,859.00	
252	100	90	1,640	010883632	1,895.00	1,640	010880635	1,895.00	1,640	010881870	1,918.00	
252	100	120	1,960	010883633	2,253.00	1,960	010880617	2,253.00	1,960	010881871	2,279.00	

#### AQUA PLUS 14 cm

#### AQUA PLUS 16 cm

Clear width in cm	Clear depth in cm	Clear height in cm	kg/item	Item no.	€/Item	kg/item	Item no.	€/Item	MG
252	50	90	1,140	010883834	1,488.00	1,140	010883971	1,511.00	BW
252	50	120	1,390	010883820	1,528.00	1,390	010883957	1,554.00	
252	50	140	1,560	010883823	1,688.00	1,560	010883960	1,717.00	
252	50	150	1,640	010883825	1,768.00	1,640	010883962	1,798.00	
252	60	90	1,240	010883835	1,548.00	1,240	010883972	1,571.00	
252	60	120	1,500	010883821	1,608.00	1,500	010883958	1,635.00	
252	60	140	1,680	010883824	1,775.00	1,680	010883961	1,803.00	
252	60	150	1,770	010883826	1,858.00	1,770	010883963	1,887.00	
252	80	90	1,440	010883836	1,661.00	1,440	010883973	1,685.00	
252	80	120	1,730	010883822	1,886.00	1,730	010883959	1,912.00	
252	100	90	1,640	010883833	1,941.00	1,640	010883970	1,965.00	
252	100	120	1,960	010883819	2,305.00	1,960	010883956	2,332.00	


# CONCRETE LIGHT WELL MEAVECTOR AQUA PLUS

Width 252 cm


## GRATINGS



Mesh 30/10



Mesh 30/30



Expanded metal



Mesh 30/10 car passable

### Gratings standard depth walk-on up to 1.5 kN (point load), car passable up to 9.0 kN (wheel load)

Light well width in cm	Light well depth in cm	Width in cm	Depth in cm	Grate type	Item no.	Item/ PKU	€/ Item	MG
252	50	256	49.5	Mesh 30/10	010882007	1	324.00	BL
252	50	256	49.5	Mesh 30/30	010882057	1	249.50	
252	50	256	49.5	Expanded metal	010882101	1	249.50	
252 <sup>1)</sup>	50	128	49.5	Mesh 30/10 PKW	010882363	1	315.00	
252	60	256	59.5	Mesh 30/10	010882316	1	329.00	
252	60	256	59.5	Mesh 30/30	010882335	1	283.00	
252	60	256	59.5	Expanded metal	010882354	1	283.00	
252 <sup>1)</sup>	60	128	59.5	Mesh 30/10 PKW	010882364	1	327.50	
252	80	256	79.5	Mesh 30/10	010882317	1	563.00	
252	80	256	79.5	Mesh 30/30	010882336	1	443.50	
252	80	256	79.5	Expanded metal	010882355	1	443.50	
252 <sup>1)</sup>	80	128	79.5	Mesh 30/10 PKW	010882365	1	433.00	
252	100	256	99.5	Mesh 30/10	010882318	1	679.00	
252	100	256	99.5	Mesh 30/30	010882337	1	517.00	
252	100	256	99.5	Expanded metal	010882356	1	517.00	
252 <sup>1)</sup>	100	128	99.5	Mesh 30/10 PKW	010882366	1	493.00	

<sup>1)</sup> Order two gratings per light well; additionally order 1x support bracket and 3x heavy-duty anchors (Accessories for 2-part gratings, page 142).

### Gratings extra deep for low plaster application, delivery time on request. Walk-on up to 1.5 kN (point load), car passable up to 9.0 kN (wheel load)

Light well width in cm	Light well depth in cm	Width in cm	Depth in cm	Grate type	Item no.	Item/ PKU	€/ Item	MG
252	50	256	52	Mesh 30/10	010882003	1	336.50	BL
252	50	256	52	Mesh 30/30	010882053	1	260.00	
252	50	256	52	Expanded metal	010882097	1	260.00	
252 <sup>1)</sup>	50	128	52	Mesh 30/10 PKW	010882148	1	327.50	
252	60	256	62	Mesh 30/10	010882019	1	342.50	
252	60	256	62	Mesh 30/30	010882069	1	294.00	
252	60	256	62	Expanded metal	010882113	1	294.00	
252 <sup>1)</sup>	60	128	62	Mesh 30/10 PKW	010882152	1	341.00	
252	80	256	82	Mesh 30/10	010882023	1	585.00	
252	80	256	82	Mesh 30/30	010882072	1	461.00	
252	80	256	82	Expanded metal	010882117	1	461.00	
252 <sup>1)</sup>	80	128	82	Mesh 30/10 PKW	010882155	1	450.00	
252	100	256	102	Mesh 30/10	010882025	1	706.00	
252	100	256	102	Mesh 30/30	010882074	1	538.00	
252	100	256	102	Expanded metal	010882119	1	538.00	
252 <sup>1)</sup>	100	128	102	Mesh 30/10 PKW	010882159	1	514.00	

<sup>1)</sup> Order two gratings per light well; additionally order 1x support bracket and 3x heavy-duty anchors (Accessories for 2-part gratings, page 142).

> **NOTE: Shortened gratings:** available to order. Other special depths on request.

**Car passable gratings:** In addition to the 2-part standard solution with wall-side support bracket, we are happy to offer you a 1-part variant on request for mounting on insulation.

**Truck passable gratings:** We offer grates for a wheel load of 5 tons (50 kN, equivalent to SLW 30) and 10 tons (100 kN, equivalent to SLW 60).

**RC2 and RC3 gratings:** available on request.

# CONCRETE LIGHT WELL MEAVECTOR AQUA / AQUA PLUS

## Accessories

### MOUNTING KIT AQUA



Mounting bracket  
AQUA



Mounting bracket  
AQUA PLUS

Designation	Insulation thickness in cm	Number	Item no.	Item/ PKU	€/ Item	MG
<b>AQUA</b> (4x mounting bracket, 8x screws, 4x heavy duty anchor)	0	4	010882382	1	50.10	BZ
<b>AQUA PLUS 8 and 10 cm</b> (4x mounting bracket, 8x screws, 4x heavy duty anchor)	8 / 10	4	010881615	1	92.90	
<b>AQUA PLUS 12 cm</b> (4x mounting bracket, 8x screws, 4x heavy duty anchor)	12	4	010881620	1	92.90	
<b>AQUA PLUS 14 and 16 cm</b> (4x mounting bracket, 8x screws, 4x heavy duty anchor)	14 / 16	4	010883975	1	92.90	
<b>Special primer</b> 250 ml (sufficient for 4 light wells AQUA and AQUA PLUS)			010881605	1	13.30	
<b>Set for the wall preparation</b> Special primer 250 ml, foam roller, tray			010881610	1	23.80	

### RECOMMENDED ACCESSORIES

For a safe lifting and mounting we recommend crane rope safety bolts.

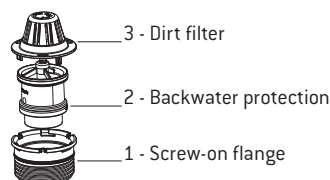


Crane rope securing bolt

Designation	Item no.	Item/ PKU	€/ Item	MG
<b>Crane rope securing bolt</b> M18 (2 pieces)	010883028	1	107.20	BZ
<b>Safety chain</b> 80 cm (2 pieces)	010113019	50	7.30	
<b>Grating guard with cover plate</b> (2 pieces)	010865901	50	71.10	

### DRAINAGE

**MEASTOP PRO** is the first backwater protection with **building authority approval** by the German Institute for Building Technology DIBt (Berlin), for use in MEA light wells made of plastic or concrete for the drainage of rain water in accordance with DIN 1986-100. The MEASTOP PRO can replace additional backwater valves according to DIN EN 13564.



MEASTOP PRO (base body is already set in concrete in the light well)



MEASTOP PRO closure



MEASTOP PRO dirt filter

Here you can find out more details about the drainage connection MEASTOP PRO.



> page 99

Designation	Item no.	Item/ PKU	€/ Item	MG
<b>MEASTOP PRO</b> Screw-on flange, dirt filter (1, 3)	010866080	1	29.70	LI
<b>Backwater protection MEASTOP PRO</b> incl. odour barrier (retrofitable) (2)	010866075	1	103.00	
<b>MEASTOP PRO Closure</b> (subsequently)	010864024	1	26.60	
<b>MEASTOP PRO Dirt filter</b> single (3)	010864029	1	20.20	

**PUMP SUMP**

Made of concrete, watertight, as precast element, with coated construction joint sheet, wall thickness 12 cm, floor thickness 20 cm. Individual drain dimensions and heights upon request.



Pump sump with drain DN100

**with drain DN100** centred, 15 cm from top, incl. sealing rubber

Width in cm	Depth in cm	Height in cm	kg/item	Item no.	Item/ PKU	€/ Item	MG
60	60	40	600	010881568	1	540.00	BW
60	60	60	860	010881563	1	557.00	
80	80	80	1,450	010881564	1	785.00	
100	100	80	1,800	010881567	1	887.00	
100	100	100	2,070	010881565	1	927.00	

**without drain**

Width in cm	Depth in cm	Height in cm	kg/item	Item no.	Item/ PKU	€/ Item	MG
60	60	40	600	010881575	1	540.00	BW
60	60	60	860	010881570	1	557.00	
80	80	80	1,450	010881571	1	785.00	
100	100	80	1,800	010881574	1	887.00	
100	100	100	2,070	010881572	1	927.00	

**FRAMES FOR PUMP SUMP**

Made of galvanized bulb plate (not odour-proof), incl. casing, walk-on.



Cover for pump sump

Pump sump width in cm	Pump sump depth in cm	kg/item	Item no.	Item/ PKU	€/ Item	MG
60	60	22	010881576	1	322.50	BW
80	80	40	010881577	1	368.50	
100	100	628	010881578	1	507.00	



## BASEMENT VENTILATOR



Basements are used differently than living spaces, but they are not ventilated differently. An unheated basement is one of the hardest rooms in the house to ventilate. A controlled ventilation prevents the excessive entry of warm and humid air through the window.

### **Your advantages at a glance:**

- ✓ Energy saving through ventilation according to demand
- ✓ Good indoor climate due to regular air exchange
- ✓ No unnecessary moisture entry
- ✓ User-independent ventilation solution saves energy and permanently ensures good air in the basement
- ✓ In new construction, problems and damage are avoided from the outset.
- ✓ In existing buildings, a significant improvement can be achieved by installing a ventilation solution in the basement



# CONTROLLED VENTILATION FOR THE BASEMENT



**+** Particularly silent

**Page 184**

**MEALÜFT AIR Wand – the modular solution**

For basement rooms used for high-quality purposes, e.g. office, guest room

- ✓ Can be integrated into new and existing buildings
- ✓ Mounting without electrician
- ✓ Low air noise: maximum 26 dB at highest level, far below DIN for living rooms and bedrooms



**+** Humidity-dependent control

**Page 185**

**MEALÜFT AIR HQ – the intelligent solution**

For basement rooms with higher moisture loads, e.g. washing and drying rooms

- ✓ Exhaust fan regulates itself depending on the humidity of the air
- ✓ Ventilator detects sudden moisture and starts automatically



Ideally suited for storage rooms

**As of page 186**

**Windows with MEALÜFT AIR – the quick solution**

For unheated basement rooms, e.g. storage cellar

- ✓ Window function remains fully intact
- ✓ Quick mounting – without electrician
- ✓ In various standard sizes

All products in this section	
MEALÜFT AIR Wand .....	184
MEALÜFT AIR HQ .....	185
Windows with MEALÜFT AIR .....	186



Data sheets, CAD data, assembly instructions etc.

## BASEMENT VENTILATOR MEALÜFT AIR Wand



### MEALÜFT AIR Wand – for better air and less humidity in the basement solution

- ✓ Interval control, e.g. ventilate every 4 hours for 30 minutes
- ✓ Humidity control, e.g. "ON" at 55% humidity and "OFF" at 75% humidity
- ✓ Simple power connection via standard power cable (230 V)
- ✓ Permanently good indoor climate
- ✓ With insect screen
- ✓ Control unit in separate surface box ensures an easy operation

### MEALÜFT AIR WAND

DN100 Ventilator with heat recovery, reversing fan control with 4 levels, highly efficient motor with the latest EC technology (flow rate = 5/10/20 m<sup>3</sup>/h), accessories included in the package: Inner cover lockable + filter flow, power connection by means of 230V cable to the control unit.



Complete set




Controller



Expansion AQUA

Designation	Item no.	Item/ PKU	€/Item	MG
<b>Complete set</b>	016637960	1	725.00	LU
<b>Ventilator module</b> Ventilator for Ø 100 mm with heat recovery, incl. ceramic storage element, 12 volt SELF ev motor, noise-insulating inner panel, white, with washable filter, outer grate with insect screen	016637985	1	419.50	
<b>Controller</b> for up to 2 ventilator modules possible. One connection prepared. Humidity and temperature sensor, power supply 18 Watt, double surface-mount box with connection cable	016637980	1	306.00	
<b>Pipe duct:</b> Round duct made of KG2000 PP, inner diameter 103 mm, with one socket, length 50 cm	016637975	1	25.70	
<b>Expansion AQUA</b> for a watertight mounting of the supply air side up to above ground level, height 1.5 metres	016637970	1	36.90	

> **NOTE:** Required wall thickness: min. 20 cm. Installable in new buildings with pipe duct MEADOC DN100, KG2000 (see page 192).  
Can be installed in existing buildings by means of core drilling and DN100 KG2000



**MEALÜFT AIR HQ – Efficiency through intelligence**

As much as necessary but as little as possible is ventilated. This saves energy, prevents over-moisture, and thus structural damage and mould.

- ✓ If the relative humidity cannot be reduced significantly within a period of two hours (e.g. in summer), the ventilator is switched to the basic ventilation stage, which can also be 0.
- ✓ If the relative humidity rises by more than 5% within one hour during ramp-down operation, the ramp-down operation will be terminated and the ventilation resumed.
- ✓ This exhaust fan regulates itself depending on the air humidity. If it does not detect a reduction in humidity, it aborts and tries again later.
- ✓ If moisture suddenly occurs (showering, drying laundry), the ventilator detects this and starts automatically.
- ✓ Interval operation is also possible, e.g. for basement rooms that are not used very often.

**MEALÜFT AIR HQ**

Ventilator with 7 speeds, humidity-dependent control, highly efficient motor with the latest EC technology (delivery volume = 15-60 m³/h), quiet in operation (sound pressure level 22-35 dB(A)), protection class II, protection class IPX5. Power is connected to the controller unit by means of a 230 V cable. Connection to the outside min. DN80 necessary, e.g. through core drilling.



MEALÜFT AIR HQ

Designation	Item no.	Item/ PKU	€/ Item	MG
Basement ventilator MEALÜFT AIR HQ incl. controller	016637958	1	512.00	LU

## BASEMENT VENTILATOR

Windows with MEALÜFT AIR



### Windows that ventilate the basement for you

- ✓ Suitable for new and existing buildings
- ✓ Quick to install, ready-to-plug-in solution
- ✓ Permanently good indoor climate
- ✓ Energy saving potential compared to continuous ventilation
- ✓ Available in the standard sizes 100 x 60 cm, 100 x 80 cm and 100 x 100 cm
- ✓ Time and humidity controlled operation, exhaust air only (stage 1: 26 m<sup>3</sup>/hour as of 60 % relative humidity, level 2: 40 m<sup>3</sup>/hour as of 80 % relative humidity)

## WINDOW INSERT WITH MEALÜFT AIR

For insertion into the MEALUXIT casing, ventilation window with 2-stage humidity-controlled regulation and programmable timer. Fan diameter 150 mm, highly efficient motors with the latest EC technology. Power connection with 230 V cable. Incl. Windbreak and insect screen. Leaf thickness 70 mm, minimum size 100 x 60 cm.



Tilt and turn window insert with MEALÜFT AIR (interior view),  $U_g = 1.1 \text{ W/m}^2\text{K}$

Casing width in cm	Casing height in cm	Item no. DIN L	Item no. DIN R	Item/ PKU	€/ Item	MG
100	60	016637905	016637900	1	589.00	
100	80	016637915	016637910	1	620.00	LU
100	100	016637925	016637920	1	652.00	

**PVC WINDOWS MEALON WITH LÜFTAIR**

Ventilation window with 2-stage humidity-controlled regulation and programmable timer. Fan diameter 150 mm, highly efficient motors with the latest EC technology. Power connection with 230 V cable. **Frame thickness 70 mm.**



MEALON with MEALÜFT AIR (interior and exterior view),  $U_g = 1.1 \text{ W/m}^2\text{K}$

Shell construction clear dimension width in cm	Shell construction clear dimension height in cm	Width in cm	Height in cm	Item no. DIN L	Item no. DIN R	Item/ PKU	€/ Item	MG
100	60	99	59	016637935	016637930	1	589.00	
100	80	99	79	016637945	016637940	1	620.00	LU
100	100	99	99	016637955	016637950	1	652.00	

> **NOTE:** Special widths (min. 90 cm) and special heights (min. 55 cm) possible.



## PIPE DUCTS MEADOC

Windows

Insulated mounting panels

GRP light wells

Concrete light wells

Basement ventilator

Pipe ducts

Foot scraper

Drainage

With the pipe bushing MEADOC, the watertight duct of concrete components is performed quickly and safely. Thanks to the specially developed profile of the sealing ring and the material properties of the synthetic rubber (EPDM), everything remains tight even under high water pressure.

### MEA Pipe ducts offer:

- ✓ Water pressure-tight pipe duct
- ✓ Tested and patented protection
- ✓ Simple mounting
- ✓ More safety through our own  
DIN-compliant spraying tool
- ✓ Tested up to 5 bar water column

# SIMPLY TIGHT: MEADOC



**As of page 190**

**Floor elements with EPDM profile for casting in concrete**

- ✓ Simplest solution, e.g. to pass drainage lines through the concrete floor
- ✓ Made of KG (PVC-U) or KG 2000 (PP), the impact and abrasion resistant polypropylene

**As of page 191**

**Wall elements with EPDM profile for casting in concrete**

- ✓ Ready for mounting as double socket
- ✓ Made of KG (PVC-U) or KG 2000 (PP), the impact and abrasion resistant polypropylene
- ✓ Other sizes and nominal widths available



**MPA** MPA STUTT GART  
Otto-Graf-Institut  
Materialprüfungsanstalt Universität Stuttgart

All products in this section	
MEADOC Floor elements .....	190
MEADOC Wall elements .....	191
MEADOC Accessories .....	193



Product brochure, tender texts, mounting instructions



Arch element



Double socket



Lining



Floor drain



MULTIFIT gasket



## PIPE DUCTS MEADOC

### Floor elements

#### FLOOR ELEMENTS

Floor element with EPDM profile for casting in concrete, e.g. to pass drainage pipes through the concrete floor.



Floor element KG

#### Floor element KG

Designation	Length in cm	Item no.	Item/ PKU	€/ Item	MG
DN100	50	015011050	20	31.20	DO
DN125	50	015011250	12	37.80	
DN150	50	015011550	9	48.90	
DN200	50	015012050	5	58.00	
DN250	50	015012550	4	108.80	



Floor element KG2000

#### Floor element KG2000

Designation	Length in cm	Item no.	Item/ PKU	€/ Item	MG
DN100	50	015211050	20	44.30	DO
DN125	50	015211250	10	48.00	
DN150	50	015211550	8	60.40	
DN200	50	015212050	5	97.30	
DN250	50	015212550	3	152.00	



Floor element with foil flange

#### Floor element with foil flange

EPDM sealing profile with PVC-B foil (Ø 46 cm) and KG-pipe (also available with KG2000 pipe)

Designation	Length in cm	Item no.	Item/ PKU	€/ Item	MG
DN100	50	015041050	20	64.10	DO
DN125	50	015041250	20	70.30	
DN150	50	015041550	20	81.40	
DN200	50	015042050	20	90.80	

> **NOTE:** Other diameters and lengths available on request.

## WALL ELEMENTS

Wall elements with EPDM profile and assembly aid, for casting in concrete, ready for assembly as double socket.



Wall element KG

**Wall element KG** For the wall elements MEADOC KG as of version DN250 assembly aids are no longer included.

Designation	Length in cm	Item no.	Item/ PKU	€/ Item	MG
DN100	20	015021020	20	42.00	DO
DN100	24	015021024	20	42.00	
DN100	25	015021025	20	42.00	
DN100	30	015021030	20	42.00	
DN100	36	015021036	20	42.00	
DN100	36.5	015021037	20	42.00	
DN125	20 <sup>1)</sup>	015021220	12	47.30	
DN125	24	015021224	12	47.30	
DN125	25	015021225	12	47.30	
DN125	30	015021230	12	47.30	
DN125	36	015021236	12	47.30	
DN125	36.5	015021237	12	47.30	
DN150	20 <sup>1)</sup>	015021520	10	54.90	
DN150	24	015021524	10	54.90	
DN150	25	015021525	10	54.90	
DN150	30	015021530	10	54.90	
DN150	36	015021536	10	54.90	
DN150	36.5	015021537	10	54.90	
DN200	20 <sup>1)</sup>	015022020	5	72.30	
DN200	24	015022024	5	72.30	
DN200	25	015022025	5	72.30	
DN200	30	015022030	5	72.30	
DN200	36	015022036	5	72.30	
DN200	36.5	015022037	5	72.30	
DN250	20 <sup>1)</sup>	015022520	3	195.60	
DN250	24 <sup>1)</sup>	015022524	3	195.60	
DN250	25 <sup>1)</sup>	015022525	3	195.60	
DN250	30 <sup>1)</sup>	015022530	3	195.60	
DN250	36 <sup>1)</sup>	015022536	3	195.60	
DN250	36.5 <sup>1)</sup>	015022537	3	195.60	

<sup>1)</sup> Design as single socket with polystyrene collar

> **NOTE:** Other diameters and lengths available on request.

## PIPE DUCTS MEADOC

### Wall elements

#### WALL ELEMENTS

Wall elements with EPDM profile and assembly aid, for casting in concrete, ready for assembly as double socket.



Wall element KG2000

#### Wall element KG2000

Designation	Length in cm	Item no.	Item/ PKU	€/ Item	MG
DN100	20	015221020	16	52.00	DO
DN100	24	015221024	16	52.00	
DN100	25	015221025	16	52.00	
DN100	30	015221030	16	52.00	
DN100	36	015221036 <sup>DT</sup>	16	52.00	
DN100	36.5	015221037 <sup>DT</sup>	16	52.00	
DN125	20 <sup>1)</sup>	015221220 <sup>DT</sup>	12	62.50	
DN125	24	015221224 <sup>DT</sup>	12	62.50	
DN125	25	015221225 <sup>DT</sup>	12	62.50	
DN125	30	015221230 <sup>DT</sup>	12	62.50	
DN125	36	015221236 <sup>DT</sup>	12	62.50	
DN125	36.5	015221237 <sup>DT</sup>	12	62.50	
DN150	20 <sup>1)</sup>	015221520 <sup>DT</sup>	6	101.80	
DN150	24	015221524 <sup>DT</sup>	6	101.80	
DN150	25	015221525 <sup>DT</sup>	6	101.80	
DN150	30	015221530 <sup>DT</sup>	6	101.80	
DN150	36	015221536 <sup>DT</sup>	6	101.80	
DN150	36.5	015221537 <sup>DT</sup>	6	101.80	
DN200	20 <sup>1)</sup>	015222020 <sup>DT</sup>	5	144.60	
DN200	24	015222024 <sup>DT</sup>	5	144.60	
DN200	25	015222025 <sup>DT</sup>	5	144.60	
DN200	30	015222030 <sup>DT</sup>	5	144.60	
DN200	36	015222036 <sup>DT</sup>	5	144.60	
DN200	36.5	015222037 <sup>DT</sup>	5	144.60	

<sup>1)</sup> Design as single socket with polystyrene collar

<sup>DT</sup> Delivery time on request

> **NOTE:** Other diameters and lengths available on request.

## ARCH ELEMENTS

Arch elements with EPDM profile, for casting in concrete.



Arch element KG

### Arch element KG

Designation	Angle	Item no.	Item/ PKU	€/Item	MG
DN100	30°	015031030	20	31.70	DO
DN100	45°	015031045	20	31.70	
DN125	30°	015031230	15	35.60	
DN125	45°	015031245	15	35.60	
DN150	30°	015031530	10	39.60	
DN150	45°	015031545	10	39.60	
DN200	30°	015032030	5	69.50	
DN200	45°	015032045	5	69.50	



Arch element KG2000

### Arch element KG2000

Designation	Angle	Item no.	Item/ PKU	€/Item	MG
DN100	30°	015231030	20	46.20	DO
DN100	45°	015231045	20	46.20	
DN125	30°	015231230	10	50.20	
DN125	45°	015231245	10	50.20	
DN150	30°	015231530	6	64.50	
DN150	45°	015231545	6	64.50	
DN200	30°	015232030	4	90.90	
DN200	45°	015232045	4	90.90	

## PIPE DUCTS MEADOC

### Accessories

#### DOUBLE SOCKETS

Double sockets with EPDM profile, for casting in concrete.



Double socket KG

#### Double socket KG

Designation	Item no.	Item/ PKU	€/Item	MG
DN100	015041000	20	36.60	DO
DN125	015041200	15	40.80	
DN150	015041500	10	44.70	
DN200	015042000	5	61.80	



Double socket KG2000

#### Double socket KG2000

Designation	Item no.	Item/ PKU	€/Item	MG
DN100	015241000	20	46.20	DO
DN125	015241250	15	50.20	
DN150	015241500	10	73.60	
DN200	015242000	5	111.60	

## FEED PIPE KG

Water pressure-tight wall bushing for the feed-through of supply lines.



Feed pipe KG

Designation	Inner diameter in cm	Length in cm	Item no.	Item/ PKU	€/ Item	MG
DN100	10.6	20	015051020	20	34.40	DO
DN100	10.6	24	015051024	20	34.40	
DN100	10.6	25	015051025	20	34.40	
DN100	10.6	30	015051030	20	34.40	
DN100	10.6	36	015051036	20	34.40	
DN100	10.6	36.5	015051037	20	34.40	
DN125	11.9	20	015051220	12	38.50	
DN125	11.9	24	015051224	12	38.50	
DN125	11.9	25	015051225	12	38.50	
DN125	11.9	30	015051230	12	38.50	
DN125	11.9	36	015051236	12	38.50	
DN125	11.9	36.5	015051237	12	38.50	
DN150	15.2	20	015051520	10	42.10	
DN150	15.2	24	015051524	10	42.10	
DN150	15.2	25	015051525	10	42.10	
DN150	15.2	30	015051530	10	42.10	
DN150	15.2	36	015051536	10	42.10	
DN150	15.2	36.5	015051537	10	42.10	
DN200	18.9	20	015052020	5	58.30	
DN200	18.9	24	015052024	5	58.30	
DN200	18.9	25	015052025	5	58.30	
DN200	18.9	30	015052030	5	58.30	
DN200	18.9	36	015052036	5	58.30	
DN200	18.9	36.5	015052037	5	58.30	

> **NOTE:** Other diameters and lengths available on request.

## PIPE DUCTS MEADOC

### Accessories

#### FLOOR DRAIN



Drain with odour trap



Drain with backwater barrier DN100 incl. 45° bend

Designation	Item no.	Item/ PKU	€/Item	MG
<b>Drain with odour trap:</b> PP drain with circumferential HDPE seal to protect against water under pressure, DN100 vertical, grate black 150 x 150 mm class K3 (300 kg) unbolted, with removable odour trap, lip seal ring and construction period protection cover. Sealing water height 50 mm, adjustability 30-70 mm	015061011	12	82.80	DO
<b>Drain with backwater barrier DN100 incl. 45° bend:</b> PP drain with double backflow seal using a circumferential HDPE seal to protect against water under pressure, odour trap and sludge bucket with slotted grate 188 x 188 mm made of plastic, black, class K3 (300 kg), 2 inlets DN50, 1 inlet DN70, outlet DN100 on the side, mounting depth (T) from 215-276 mm, adjustment range 30-90 mm, sealing water height 60 mm	015061033	2	392.50	

#### MULTIFIT SEALING INSERT

For the bushing of concrete components for gas/water/sewage pipes as well as cables against pressing and non-pressing water. Outer diameter 100 mm for media pipes from 20 to 64 mm.



Feed pipe set



MULTIFIT gasket

Designation	Number of seals	Length in cm	Item no.	Item/ PKU	€/Item	MG
Feed pipe set DN100, incl. 1x MEADOC MULTIFIT seal	1	25	015100050	20	88.80	DO
Feed pipe set DN100, incl. 1x MEADOC MULTIFIT seal	1	30	015100055	20	88.80	
Feed pipe set DN100, incl. 2x MEADOC MULTIFIT seal	2	25	015100060	20	142.20	
Feed pipe set DN100, incl. 2x MEADOC MULTIFIT seal	2	30	015100065	20	142.20	
<b>MULTIFIT seal</b> DN100, single			015100070	20	53.50	





## FOOT SCRAPER

Windows

Insulated mounting panels

GFR light wells

Concrete light wells

Basement ventilator

Pipe ducts

Foot scraper


Drainage

Wherever there is a lot of through traffic, dirt and wetness will collect. Floor mats or foot scrapers keep entryways clean and slip-free.


**MEA Foot scrapers are:**

- ✓ Visually customisable with a wide range of overlays
- ✓ Durable and resilient
- ✓ Easy to install


# THE DIRT MUST REMAIN OUTSIDE



**+** Ideal indoors or under roof-covered areas



**+** Stable and light



**+** Proven in gardening and landscaping

**As of page 200**

**Floor mats – simple and versatile**

Standard gratings, provided with long-term corrosion protection (according to DIN EN ISO 1461). An extensive range of floor mats is available for the galvanised steel frame and the dimensionally stable aluminium frame.

- ✓ Large selection of mats
- ✓ Metal or natural materials

**As of page 204**

**Foot scraper casings MEARIN – durable and light**

Foot scraper casing MEARIN made of glass-fibre-reinforced plastic (GRP) with a wide range of covers in various dimensions – as a complete system or individual components – with connection option to the drainage system.

- ✓ Casing made of glass-fibre-reinforced plastic, easy to clean
- ✓ Possibility of connection to the drainage system

**As of page 206**

**Foot scraper casings MEAGARD – the reliable classic**


The foot scraper casing made of polymer concrete with integrated, circumferential steel casing can be connected to the drainage system.

- ✓ Casing made of polymer concrete, a proven material from horticulture
- ✓ Possibility of connection to the drainage system

All products in this section	
Standard gratings .....	200
Floor mats and frames .....	202
Foot scraper casings MEARIN .....	204
Foot scraper casings MEAGARD .....	206



Data sheets, mounting instructions, tender texts etc.



Standard gratings with long-term corrosion protection (according to DIN EN ISO 1461).

## FOOT SCRAPER

### Standard gratings

#### CASING

Hot dip galvanized casing with long-term corrosion protection (according to DIN EN ISO 1461).




Casing hot-dip galvanized

Casing outer dimension width in cm	Casing outer dimension depth in cm	Casing outer dimension height in cm	Item no.	€/Item	MG
60	40	2.3	010112033	13.90	RO
80	40	2.3	010112062	17.70	
80	50	2.3	010112070	19.10	
80	60	2.3	010112197	20.20	
100	40	2.3	010112126	20.20	
100	50	2.3	010112134	22.00	
100	60	2.3	010112142	23.40	

> **NOTE:** Only suitable mortar material may be used for embedding the casing outdoors. Otherwise there is a risk of corrosion.

## GRATINGS, WALK-ON

Pressed gratings with U-profile edging, grate hot-dip galvanised in a full bath, walk-on, slip resistance class 11, each crossing is load-bearing due to bar-in-bar press-lock bonding.



Mesh 30/10



Mesh 30/30

### Grating mesh 30/10

Casing outer dimension width in cm	Casing outer dimension depth in cm	Width in cm	Depth <sup>1)</sup> in cm	Height in cm	Item no.	€/Item	MG
60	40	59	39	2.0	010111523	61.30	RO
80	40	79	39	2.0	010111552	83.50	
80	50	79	49	2.0	010111560	106.60	
80	60	79	59	2.0	010111645	128.00	
100	40	99	39	2.0	010111586	106.00	
100	50	99	49	2.0	010111599	125.60	
100	60	99	59	2.0	010111608	146.00	

<sup>1)</sup> Bearing bar

### Grating mesh 30/30

Casing outer dimension width in cm	Casing outer dimension depth in cm	Width in cm	Depth <sup>1)</sup> in cm	Height in cm	Item no.	€/Item	MG
60	40	59	39	2.0	010111031	37.20	RO
80	40	79	39	2.0	010111057	47.60	
80	50	79	49	2.0	010111191	75.00	
80	60	79	59	2.0	010111060	61.30	
100	40	99	39	2.0	010111124	62.80	
100	50	99	49	2.0	010111132	80.20	
100	60	99	59	2.0	010111195	94.00	

<sup>1)</sup> Bearing bar

> **NOTE:** According to the **Workplace Ordinance** gratings must **must be secured against being lifted off and moved.**

Each individual grating must be fastened to the substructure in at least four places.

The fastenings shown below are suitable for walk-on gratings.

## ACCESSORIES FOR GRATING ATTACHMENT

Galvanized retaining clip with flap and screw for fastening the gratings, protection against slipping and unhooking



Retaining clip galvanised


For mesh width	Item no.	Item/ PKU	€/Item	MG
30/10	010113020	100	7.40	RO
30/30	010113027	100	6.60	

## FOOT SCRAPER

### Floor mats

#### ALUMINIUM FRAME

Frame made of aluminium, angle profile 25 x 25 x 3 mm, walk-on.




Floor mat frame

Nominal width in cm	Nominal depth in cm	Width in cm	Depth in cm	Height in cm	Item no.	€/Item	MG
60	40	59.5	39.5	2.5	010185030	55.10	FA
75	50	74.5	49.5	2.5	010185063	72.50	
80	50	79.5	49.5	2.5	010185065	74.80	
90	60	89.5	59.5	2.5	010185110	80.90	
100	60	99.5	59.5	2.5	010185075	84.90	

#### FLOOR MATS FOR INDOOR USE



Coconut velour mat



Ribbed mat

#### Coconut velour mat with PVC bottom,

Floor mat frames with a nominal width in cm	Floor mat frames with nominal depth in cm	Width in cm	Depth in cm	Height in cm	Item no.	€/Item	MG
60	40	58.5	38.5	2.2	010183025	29.80	FA
75	50	73.5	48.5	2.2	010183050	51.30	
80	50	78.5	48.5	2.2	010183055	60.50	
90	60	88.5	58.5	2.2	010183065	71.60	
100	60	98.5	58.5	2.2	010183085	83.00	

#### Ribbed mat, light grey

Floor mat frames with a nominal width in cm	Floor mat frames with nominal depth in cm	Width in cm	Depth in cm	Height in cm	Item no.	€/Item	MG
60	40	58.5	38.5	2.2	010190066	148.50	FA
75	50	73.5	48.5	2.2	010190068	221.80	


#### FLOOR MATS FOR INDOOR AND OUTDOOR USE



Rubber honeycomb mat

#### Rubber honeycomb mat with closed bottom

Floor mat frames with a nominal width in cm	Floor mat frames with nominal depth in cm	Width in cm	Depth in cm	Height in cm	Item no.	€/Item	MG
60	40	58.5	38.5	2.2	010186027	46.60	FA
75	50	73.5	48.5	2.2	010186046	92.90	
80	50	78.5	48.5	2.2	010186051	105.30	
90	60	88.5	58.5	2.2	010186107	130.20	
100	60	98.5	58.5	2.2	010186072	135.80	
150	100	148.5	98.5	2.2	010186090	291.90	




Rubber profile mat


**Rubber profile mat, black**

Floor mat frames with a nominal width in cm	Floor mat frames with nominal depth in cm	Width in cm	Depth in cm	Height in cm	Item no.	€/Item	MG
60	40	58.5	38.5	2.2	010190080	162.00	FA
75	50	73.5	48.5	2.2	010190082	250.90	

> **NOTE:** Rubber honeycomb and rubber profile mats may possibly discolour, as they are a natural product.



Mesh 30/10



Expanded metal

**Mesh grating 30/10** galvanised, slip resistance class R11

Floor mat frames with a nominal width in cm	Floor mat frames with nominal depth in cm	Width in cm	Depth in cm	Height in cm	Item no.	€/Item	MG
60	40	58.5	38.5	2.2	010190052	60.00	FA
75	50	73.5	48.5	2.2	010190064	65.30	

**Expanded metal grating** galvanized

Floor mat frames with a nominal width in cm	Floor mat frames with nominal depth in cm	Width in cm	Depth in cm	Height in cm	Item no.	€/Item	MG
60	40	58.5	38.5	2.2	010190050	44.90	FA
75	50	73.5	48.5	2.2	010190060	50.10	

**CUSTOM-MADE PRODUCTS**

From a side length of more than 150 cm, the frames are delivered screwed together in individual parts. The frame height in the connection area is than 31 mm. Custom-made products of less than 0.6 m<sup>2</sup> are subject to a 15 % surcharge. Please ask for a quotation for larger quantities. Rubber mats from 150 x 100 cm are supplied in several parts.

Designation	Unit	€	MG
Aluminium frame	per running meter	40.90	FA
Coconut velour mat	per m <sup>2</sup>	196.50	
Rubber honeycomb mat with closed bottom	per m <sup>2</sup>	221.10	
Rubber honeycomb mat with open bottom	per m <sup>2</sup>	221.10	




## FOOT SCRAPER


Foot scraper casings MEARIN

### FOOT SCRAPER CASINGS COMPLETE

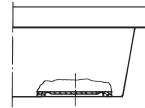
Foot scraper casing made of glass-fibre-reinforced polyester (UP-GF) with high-quality UP-GF edge and optional central supports. Suitable for different, interchangeable applications. With connection option at the bottom of the casing for a vertical drain  $\varnothing$  75 mm, walk-on.



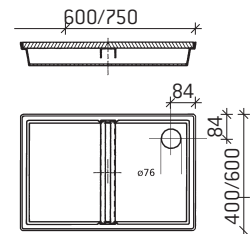
Mesh 30/10



Expanded metal



$\varnothing$ 75 mm, DN70




Dimensions in mm

### Foot scraper casing with mesh grating 30/10


Width in cm	Depth in cm	Height in cm	Item no.	Item/ PKU	€/ Item	MG
60	40	8	010190016	20	99.40	FA
75	50	8	010190026	20	124.00	FA

### Foot scraper casing with expanded metal grating

Width in cm	Depth in cm	Height in cm	Item no.	Item/ PKU	€/ Item	MG
60	40	8	010190012	20	85.60	FA
75	50	8	010190022	20	111.10	FA



Ribbed mat



Rubber profile mat

### Foot scraper casing with ribbed mat, light grey

The scope of delivery includes 2 pieces of centre supports


Width in cm	Depth in cm	Height in cm	Item no.	Item/ PKU	€/ Item	MG
60	40	8	010190032	20	168.20	FA
75	50	8	010190036	20	250.00	FA

### Foot scraper casing with rubber profile mat, black

The scope of delivery includes 2 pieces of centre supports

Width in cm	Depth in cm	Height in cm	Item no.	Item/ PKU	€/ Item	MG
60	40	8	010190042	20	206.30	FA
75	50	8	010190046	20	293.30	FA

## INDIVIDUAL COMPONENTS




Foot scraper casing

### Foot scraper casing without support


Width in cm	Depth in cm	Height in cm	Item no.	Item/ PKU	€/ Item	MG
60	40	8	010190041	40	43.70	FA
75	50	8	010190040	20	62.20	FA

# FOOT SCRAPER

## Foot scraper casings MEARIN



Mesh 30/10




Expanded metal

### Mesh grating 30/10 galvanised, slip resistance class R11


Foot scraper casing width in cm	Foot scraper casing depth in cm	Width in cm	Depth in cm	Height in cm	Item no.	Item/ PKU	€/ Item	MG
60	40	58.5	38.5	2.2	010190052	1	60.00	FA
75	50	73.5	48.5	2.2	010190064	1	65.30	FA

### Expanded metal grating

Foot scraper casing width in cm	Foot scraper casing depth in cm	Width in cm	Depth in cm	Height in cm	Item no.	Item/ PKU	€/ Item	MG
60	40	58.5	38.5	2.2	010190050	1	44.90	FA
75	50	73.5	48.5	2.2	010190060	1	50.10	FA



Ribbed mat



Rubber profile mat

### Ribbed mat, light grey

Foot scraper casing width in cm	Foot scraper casing depth in cm	Width in cm	Depth in cm	Height in cm	Item no.	Item/ PKU	€/ Item	MG
60	40	58.5	38.5	2.2	010190066	1	148.50	FA
75	50	73.5	48.5	2.2	010190068	1	221.80	FA

### Rubber profile mat, black

Foot scraper casing width in cm	Foot scraper casing depth in cm	Width in cm	Depth in cm	Height in cm	Item no.	Item/ PKU	€/ Item	MG
60	40	58.5	38.5	2.2	010190080	1	162.00	FA
75	50	73.5	48.5	2.2	010190082	1	250.90	FA

> **NOTE:** When using the casing with rubber profile mat or ribbed mat grey, the **use of centre supports** is absolutely necessary.

## ACCESSORIES MEARIN



Centre supports

Designation	Item no.	Item/ PKU	€/ Item	MG
MEARIN Centre supports 60 x 40 cm for foot scraper casing (2 pieces)	010190070	1	9.40	FA
MEARIN Centre supports 75 x 50 cm for foot scraper casing (2 pieces)	010190071	1	11.20	FA
HT transition adapter diameter 75 mm to 110 mm	010866030	20	7.10	LI

## FOOT SCRAPER

Foot scraper casings MEAGARD

### FOOT SCRAPER CASINGS AND ATTACHMENTS


Foot scraper casing made of polymer concrete with an integrated, circumferential steel casing, central supports and two drain preforms Ø 110 mm, with different, exchangeable attachments, walk-on.




Foot scraper casing

#### Foot scraper casing without support

Width in cm	Depth in cm	Height in cm	Item no.	€/Item	MG
60	40	8	010190100	56.60	FA
75	50	8	010190200	72.00	
100	50	8	010190300	88.80	



Mesh 30/10



Expanded metal

#### Mesh grating 30/10 galvanised, slip resistance class R11


Foot scraper casing width in cm	Foot scraper casing depth in cm	Width in cm	Depth in cm	Height in cm	Item no.	€/Item	MG
60	40	59.2	39.2	2	010190340	50.40	FA
75	50	74.2	49.2	2	010190350	58.10	
100	50	99.2	49.2	2	010190360	83.40	

#### Expanded metal grating

Foot scraper casing width in cm	Foot scraper casing depth in cm	Width in cm	Depth in cm	Height in cm	Item no.	€/Item	MG
60	40	59.2	39.2	2	010190310	37.20	FA
75	50	74.2	49.2	2	010190320	42.60	
100	50	99.2	49.2	2	010190330	65.20	

# FOOT SCRAPER

Foot scraper casings MEAGARD



Ribbed mat

Rubber profile mat

## Ribbed mat, light grey

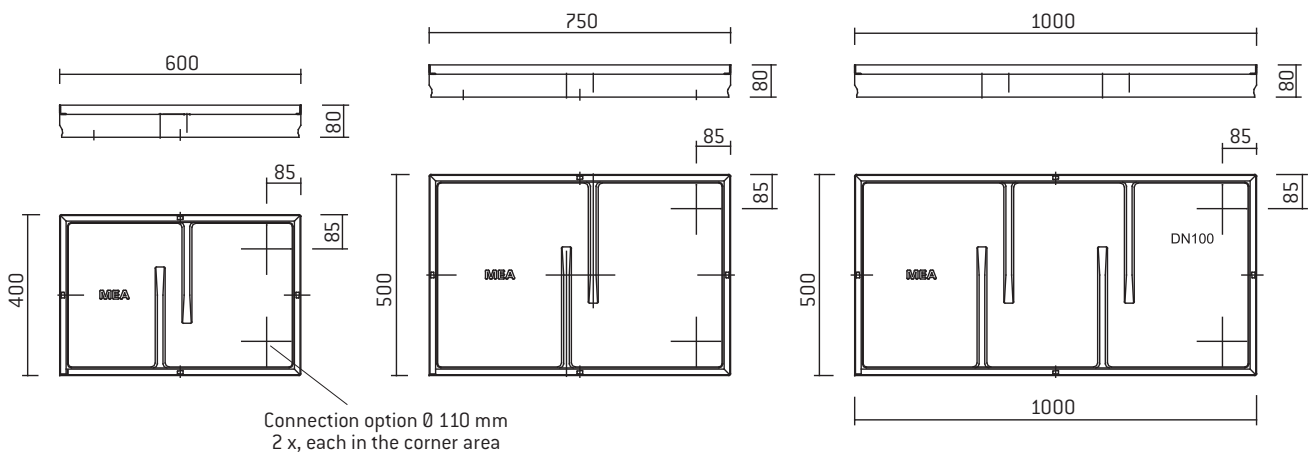
Foot scraper casing width in cm	Foot scraper casing depth in cm	Width in cm	Depth in cm	Height in cm	Item no.	€/Item	MG
60	40	59.2	39.2	2	010190431	127.30	MG
75	50	74.2	49.2	2	010190433	194.60	FA
100	50	99.2	49.2	2	010190435	256.70	FA

## Rubber profile mat, black

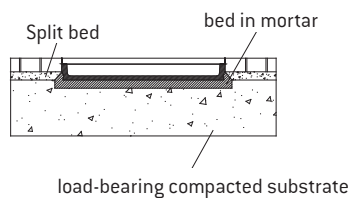
Foot scraper casing width in cm	Foot scraper casing depth in cm	Width in cm	Depth in cm	Height in cm	Item no.	€/Item	MG
60	40	59.2	39.2	2	010190421	143.20	FA
75	50	74.2	49.2	2	010190423	228.80	FA
100	50	99.2	49.2	2	010190425	285.90	FA

## ACCESSORIES MEAGARD

Designation	Item no.	€/Item	MG
Drain set Ø 110 mm with nozzle Ø 110mm, dirt trap and odour trap	010150730	25.10	MG



All dimensions in mm



## DRAINAGE SYSTEMS

Windows

Insulated mounting panels

GRP light wells

Concrete light wells

Basement ventilator

Pipe ducts


Foot scraper

Drainage

**Glass-fibre reinforced plastic (GRP)** combines outstanding properties in one material: maximum load-bearing capacity with extremely low weight. These outstanding qualities make GRP the ideal material for the construction industry, as it is easy to process and highly stable.

**Polymer concrete** is characterized by its excellent physical and chemical properties. Robust and significantly lighter than concrete, the material offers excellent resistance to chemical fluids. The method of manufacture allows a variety of sizes and shapes to be used in a wide range of applications.

# EFFICIENT DRAINAGE



**As of page 210**

**MEAFLOOD – drain like the professionals**

The MEAFLOOD is the ideal drainage solution for those who want to achieve the best result: Professional quality at a fair price, combined with a concrete-hard lightweight made of GRP.

- ✓ Good anchoring in the ground
- ✓ Easy-to-install system with tongue and groove
- ✓ Easy shortening
- ✓ Loadable up to class C 250

**As of page 216**

**MEAGARD- high-quality, stable and variable**

Easy and quick to install, durable and user-friendly. The perfect drainage solution for all home and garden applications.

- ✓ Polymer concrete drainage channel body with edge-covering grate
- ✓ Wide range of accessories available
- ✓ Grates made of galvanised steel or cast iron, among other materials
- ✓ Loadable up to class B 125

All products in this section	
MEAFLOOD Complete channels & accessories .....	210
MEAGARD Complete channels & accessories .....	216
MEAGARD Courtyard gully .....	220



MEAFLOOD Accessories

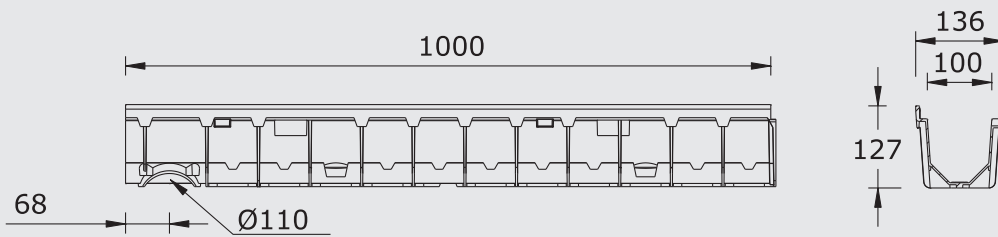


MEAGARD Accessories & courtyard gully

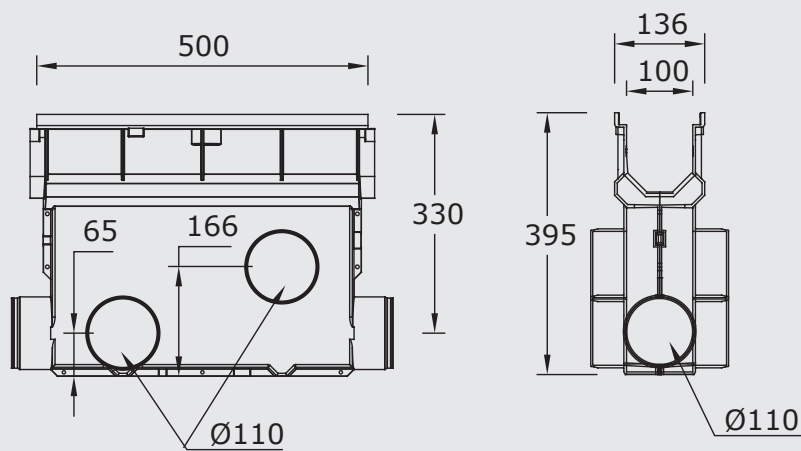


# DRAINAGE SYSTEM MEAFLUID

## CROSS SECTIONS



MEAFLUID Channel, dimensions in mm



MEAFLUID Inlet box, dimensions in mm

[WWW.MEA-GROUP.COM/DE/DOWNLOADS](http://WWW.MEA-GROUP.COM/DE/DOWNLOADS)



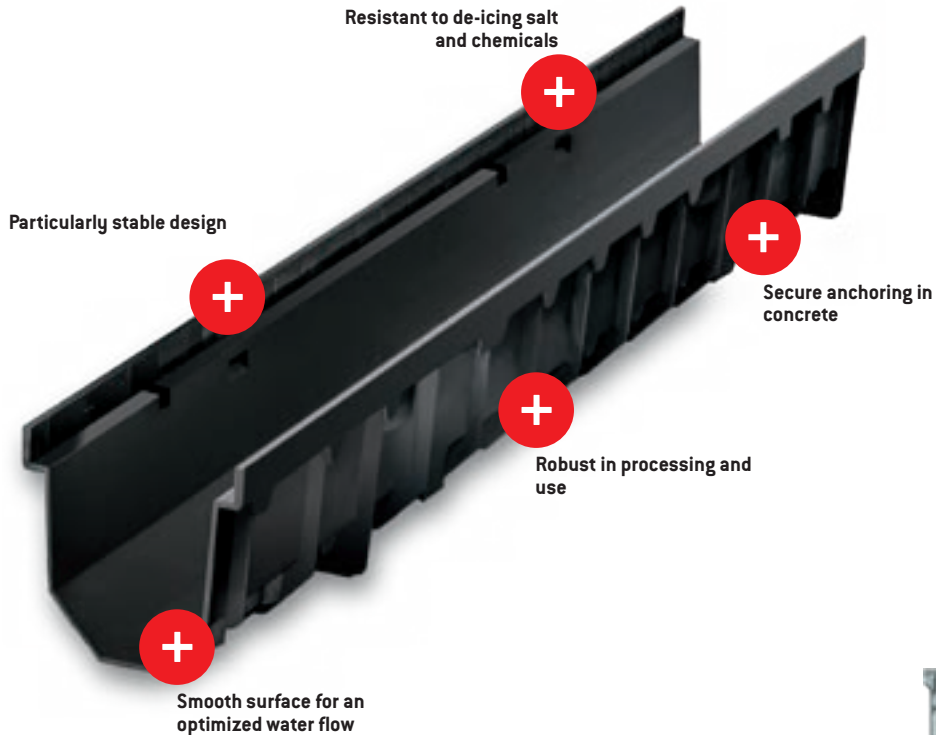
Mounting instructions



Data sheets




# LIGHT LIKE PLASTIC RUGGED LIKE CONCRETE



- Further advantages at a glance:**
- ✓ Longitudinal shift protection from loading class B125
  - ✓ Economical and ecological (recyclable)
  - ✓ Temperature insensitive [-35°C to +200°C]
  - ✓ Stable and pressure resistant [65 N/mm<sup>2</sup>]

A 15 | B 125 | C 250

A large selection of drainage channel covers from loading class A15 to C250 offers comprehensive application possibilities around the house and court yard



Windows  
Insulated mounting panels  
GRP light wells  
Concrete light wells  
Basement ventilator  
Pipe ducts  
Foot scraper  
Drainage

## DRAINAGE SYSTEM MEAFLUID

Complete channel and individual components

### CHANNEL AND INLET BOX

Glass-fibre-reinforced polyester (UP-GF), without slope, loading classes A15, B125, C250.

Clear width 10 cm, constructive width 13.6 cm, grate width 12.2 cm.



Complete channel 100 cm with 2 plastic grates (B125) each with 50 cm ClipFix



Channel MEAFLUID with galvanised slotted grating



Inlet box MEAFLUID with galvanised slotted grating

### Complete channel & inlet box

Designation	Length in cm	Width in cm	Height in cm	Item no.	Item/ PKU	€/ Item	MG
Complete channel with 2 plastic grates (B125) each with 50 cm ClipFix	100	13.6	12.7	010145137	48	70.80	RI
Complete channel incl. TopFix galvanised slotted grating, Car passable <sup>1)</sup>	100	13.6	12.7	010145005	48	34.50	
Complete channel incl. TopFix galvanised slotted grating, Car passable <sup>1)</sup>	50	13.6	12.7	010145006	54	30.90	
Inlet box with sludge bucket incl. slotted grating <sup>2)</sup>	50	13.6	39.5	010145007	16	143.40	

<sup>1)</sup> Cover class A15 according to DIN EN 1433

<sup>2)</sup> for item 010145005 / 010145006

### Drainage channel body & inlet box without grate

Designation	Length in cm	Width in cm	Height in cm	Item no.	Item/ PKU	€/ Item	MG
Drainage channel body	100	13.6	12.7	010145000	50	26.50	RI
Drainage channel body	50	13.6	12.7	010145008	54	18.00	
Inlet box incl. sludge bucket	50	13.6	39.5	010145002	16	134.80	

### ACCESSORIES



End cap



Drain connection



Plastic sludge bucket

Designation	Item no.	Item/ PKU	€/ Item	MG
End cap Ø 75 mm (DN70) closed (can be opened)	010145003	10	8.00	RI
Drain connection (DN100) with odour trap	010145004	10	14.40	
Plastic sludge bucket for inlet box	010710061	150	36.90	MG

**DRAINAGE CHANNEL COVER WITH GRATING PROTECTION TOPFIX (TX) / CLIPFIX (CX)**

Walk-on / car passable<sup>1)</sup>



Slotted grating 10/85



Mesh 30/10



Longitudinal bar grating



Slot attachment

Grate type	Material	Length in cm	Width in cm	Item no.	€/Item	MG
Slotted grating 10/85 TX	Galvanised steel	100	12.2	010141704	30.50	RI
Slotted grating 10/85 TX	Galvanised steel	50	12.2	010141703	18.30	
Slotted grating 10/85 TX	Stainless steel	100	12.2	010141732	82.30	
Slotted grating 10/85 TX	Stainless steel	50	12.2	010141734	46.20	
Mesh 30/10 CX	Galvanised steel	100	12.2	010152204	34.00	MD
Mesh 30/10 CX	Galvanised steel	50	12.2	010152209	21.60	
Mesh 30/10 CX	Stainless steel	100	12.2	010730334	165.70	
Mesh 30/10 CX	Stainless steel	50	12.2	010730336	119.80	
Longitudinal bar grating CX	Galvanised steel	100	12.2	010730798	57.70	
Longitudinal bar grating CX	Galvanised steel	50	12.2	010730800	35.30	
Longitudinal bar grating CX	Stainless steel	100	12.2	010730802	217.90	
Longitudinal bar grating CX	Stainless steel	50	12.2	010730804	127.20	
Slot attachment (height 60 mm)	PP	50	12.2	010152860	20.60	DY
Slot attachment inspection element, for paving	Galvanised steel	50	12.2	010152859	95.00	

<sup>1)</sup> Cover class A15 according to DIN EN 1433

**DRAINAGE CHANNEL COVERS WITH CLIPFIX GRATING PROTECTION, LOADING CLASS B125**

In public areas subject to high dynamic loads (e.g. multi-storey car parks, underground car park entrances, etc.), drainage channel covers with at least loading class B125 should be used



Slotted grating 6/45



Mesh 30/10



Longitudinal bar grating



Slotted grating 12/100

Grate type	Material	Length in cm	Width in cm	Item no.	€/Item	MG
Slotted grating 6/45 with longitudinal displacement lock	Plastic, black	50	12.2	010152428	22.20	MD
Mesh 30/10 with longitudinal shift protection	Galvanised steel	100	12.2	010152324	39.90	
Mesh 30/10 with longitudinal shift protection	Galvanised steel	50	12.2	010152326	22.70	
Longitudinal bar grating with longitudinal slide lock	Galvanised steel	100	12.2	010730806	57.70	
Longitudinal bar grating with longitudinal slide lock	Galvanised steel	50	12.2	010730808	35.30	
Longitudinal bar grating with longitudinal slide lock	Stainless steel	100	12.2	010730810	217.90	
Longitudinal bar grating with longitudinal slide lock	Stainless steel	50	12.2	010730812	127.20	
Slotted grating 12/100	Cast iron	50	12.2	010145125	27.30	

**DRAINAGE SYSTEM MEAFLUID**

## Drainage channel covers

**DRAINAGE CHANNEL COVERS WITH CLIPFIX GRATING PROTECTION, LOADING CLASS C250**

Slotted grating 10/85



Slotted grating 6/45



Slotted grating 10/95



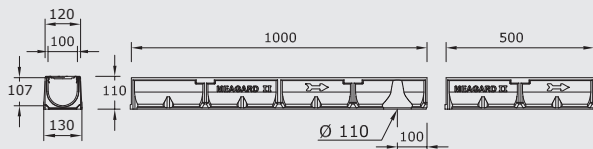
Mesh 30/10

Grate type	Material	Length in cm	Width in cm	Item no.	€/Item	MG
Slotted grating 6/45 with longitudinal displacement lock	Plastic, black	50	12.2	010152421	28.30	MD
Slotted grating 10/95	Cast iron	50	12.2	010152553	29.90	
Mesh 30/10 with longitudinal shift protection	Galvanised steel	100	12.2	010152328	57.70	MD
Mesh 30/10 with longitudinal shift protection	Galvanised steel	50	12.2	010152330	40.40	
Mesh 30/10 with longitudinal shift protection	Stainless steel	100	12.2	010152332	217.90	
Mesh 30/10 with longitudinal shift protection	Stainless steel	50	12.2	010152334	122.90	

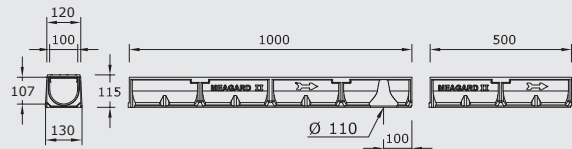


## DRAINAGE SYSTEM MEAGARD

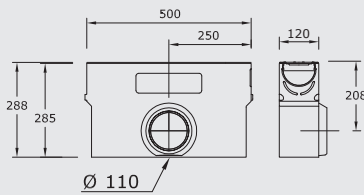
### CROSS SECTIONS



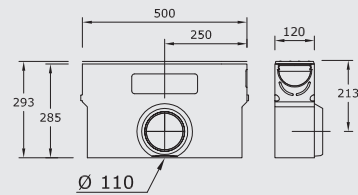
MEAGARD II S/M channel (dimensions in mm)



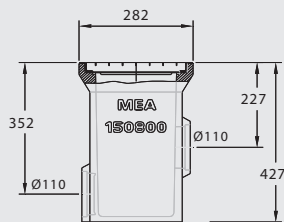
MEAGARD II G channel (dimensions in mm)



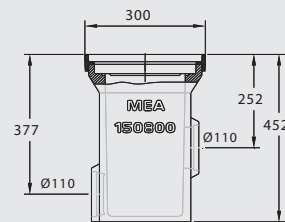
MEAGARD II S/M Inlet box (dimensions in mm)



MEAGARD II G Inlet box (dimensions in mm)



MEAGARD Courtyard gully with mesh 30/30 (dimensions in mm)



MEAGARD Courtyard gully with die-cast grating (dimensions in mm)

### COURTYARD GULLY DRAINAGE PERFORMANCE (CHECK. TU MUNICH)

- ✓ Top connection, with bucket, with odour trap: 4.5 l/s
- ✓ Top connection, with bucket, without odour trap: 6.0 l/s
- ✓ Top connection, without bucket, without odour trap: 7.7 l/s
- ✓ Bottom connection, with bucket, without odour trap: 6.0 l/s
- ✓ Bottom connection, without bucket, without odour trap: 14.5 l/s

[WWW.MEA-GROUP.COM/DE/DOWNLOADS](http://WWW.MEA-GROUP.COM/DE/DOWNLOADS)




Mounting instructions



Mounting information

# PERFORMANCE WITHOUT COMPROMISES



- Further advantages at a glance:**
- ✓ Made of high-strength polymer concrete
  - ✓ Extremely durable material with excellent mounting properties
  - ✓ Point and line drainage, also for areas with traffic
  - ✓ Temperature insensitive [-35° to + 200°]



A 15 B 125

Grate variants from A15 to B125:  
Galvanized slotted grating, cast iron  
slotted grating, galvanized steel mesh  
grating




## DRAINAGE SYSTEM MEAGARD II

### Complete channels and accessories

### COMPLETE CHANNELS

Complete channel without slope made of polymer concrete, car passable, optionally with galvanised or stainless steel slotted grating, galvanised mesh grating or die-cast grating including snap lock. **Clear width 10 cm, grate width 12 cm.**



MEAGARD II S



MEAGARD II S/A



MEAGARD II G



MEAGARD II G/A



MEAGARD II M

Designation	Length in cm	Width in cm	Height in cm	Item no.	Item/ PKU	€/ Item	MG
MEAGARD II S channel + galvanized slotted grating, car passable	100	13	11	010150121	48	44.30	MG
MEAGARD II S channel + galvanized slotted grating, car passable	50	13	11	010150123	96	37.60	
MEAGARD II S/A channel + galvanised slotted grating with moulded drain socket Ø 110 mm	100	13	11	010150128	24	54.70	
MEAGARD II S channel + cast iron slotted grating Loading class B125	100	13	11.5	010150125	42	75.20	
MEAGARD II S channel + cast iron slotted grating Loading class B125	50	13	11.5	010150127	84	53.30	
MEAGARD II S channel + cast iron slotted grating Loading class B125, with moulded-in drain socket Ø 110 mm	100	13	11.5	010150130	24	76.80	
MEAGARD II M channel + mesh grating 30/10 galvanized, car passable	100	13	11	010150129	48	70.20	
MEAGARD II M channel + mesh grating 30/10 galvanized, car passable	50	13	11	010150131	84	48.60	

### ACCESSORIES



Inlet box



End cap for channel end



End cap for beginning and end of channel



Drain set



Pipe nozzles



Corner element

Designation	Item no.	€/ Item	MG
MEAGARD II S.EK inlet box + slotted grating galvanized including sludge bucket	010150137	144.00	MG
MEAGARD II G.EK inlet box + cast iron slotted grating B125 including sludge bucket	010150139	159.40	
MEAGARD II M.EK inlet box + mesh grating 30/10 galvanized including sludge bucket	010150141	156.70	
MEAGARD II.SE End cap made of PP for channel start and end	010150191	8.60	
MEAGARD II.E End cap made of PP with nozzle Ø 110mm for channel end	010150193	9.90	
Drain set with nozzle Ø 110mm, dirt trap and odour trap	010150730	25.10	
MEAGARD II corner element with closed, galvanized cover	010150170	71.00	
Plastic sludge bucket	010710061	36.90	

**DRAINAGE CHANNEL BODY AND GRATES**

Complete channel without slope made of polymer concrete, car passable, optionally with galvanised or stainless steel slotted grating, galvanised mesh grating or die-cast grating including snap lock. **Clear width 10 cm.**



Channel without grate



Slotted grating



Mesh grating



Die-cast grating

Designation	Length in cm	Width in cm	Item no.	€/Item	MG
MEAGARD II drainage channel body	100	13	010150133	34.40	MG
MEAGARD II drainage channel body	50	13	010150135	23.40	
MEAGARD II drainage channel body with moulded-in drain socket	100	13	010150132	36.50	
MEAGARD II slotted grating, loading class A15	100	12	010150773	19.60	
MEAGARD II slotted grating, loading class A15	50	12	010150774	14.30	
MEAGARD II mesh grating 30/10, loading class A15	100	12	010150147	38.60	
MEAGARD II Mesh grating 30/10, loading class A15	50	12	010150149	27.70	
MEAGARD II Die-cast grating, loading class B125	50	12	010150145	20.50	

## DRAINAGE SYSTEM MEAGARD

### Courtyard gully

#### COURTYARD DRAINS

Car passable courtyard gully made of polymer concrete with sludge bucket, odour trap and connection option for diameter 110mm.



Courtyard gully with die-cast grating



Courtyard gully with mesh grating 20/30



Courtyard gully with mesh grating 30/30



Extension element



Compensation element

#### Complete courtyard drain


Designation	Width in cm	Height in cm	Depth in cm	Item no.	Item/ PKU	€/ Item	MG
<b>MEAGARD Courtyard gully + die-cast grating</b> , Loading class B125, screwable	30	45.2	30	010150850	16	204.00	MG
<b>MEAGARD Courtyard gully + mesh grating 20/30 galvanised</b> Loading class B125, screwable	30	45.2	30	010150855	16	215.90	
<b>MEAGARD Courtyard gully + mesh grating 30/20 galvanised</b> , overlapping, car passable	28.2	42.7	28.2	010150860	16	139.90	
<b>MEAGARD Courtyard gully extension element</b> for extending the constructive height. With two-sided preforming Ø 110 mm as connection option for rainwater downpipes, no grates screw connection possible	28.2	25	28.2	010150805	18	50.70	MD
<b>MEAGARD Courtyard gully compensation element</b> for constructive height adjustment, no grates screw connection possible	28.2	6	28.2	010150810	36	27.50	

#### Individual components and accessories

Designation	Item no.	Item/ PKU	€/ Item	MG
<b>MEAGARD Courtyard gully lower part</b> 282 x 282 x 425 mm with connection possibility Ø 100 mm	010150800	16	56.80	MD
<b>Cast iron top frame</b> 300 x 300 mm	010150825	1	45.90	
<b>MEAGARD Courtyard gully odour trap</b>	010150815	1	9.90	
<b>Die-cast grating</b> , Loading class B125	010150830	1	50.50	
<b>Mesh grating 20/30</b> , Loading class B125	010150835	1	56.80	
<b>Covering mesh grating 30/20</b> , car passable	010150840	1	35.50	
<b>Screw</b> M8x60-A2 countersunk head (2 pieces per grate necessary)	010153196	1	2.80	
<b>MEA NBR-Lip seal ring</b> Ø 110 mm made of highly resistant synthetic rubber for liquid-tight connection of pipelines	010153883	1	13.70	
<b>MEAGARD Courtyard gully plastic sludge bucket</b>	010710063	250	43.10	







# GOOD HOUSES ARE BUILT ON MEA

## MEA Services

Whatever you have in mind, our contact partners at MEA Bausysteme are also there for you in your area: Our competent sales team offers comprehensive construction consulting as well as training for planners, fabricators and building material dealers. Thanks to our close-knit network of well-stocked dealers, our products are always available and can be delivered in the shortest possible time.

Let's talk about your options together.

You will find your individual contact persons on pages 6 - 13, or online on our contact page at [www.mea-group.com](http://www.mea-group.com)

Your partner for MEA products



**BUILDING SUCCESS**

MEA Bautechnik GmbH  
Business Unit MEA Building Systems  
Sudetenstraße 1 / D-86551 Aichach  
[www.mea-group.com](http://www.mea-group.com)

MEA Bausysteme GmbH  
St. Pöltnerstr. 115 / A-3130 Herzogenburg  
[www.mea-group.com](http://www.mea-group.com)